



US00D917630S

(12) **United States Design Patent**  
**Chumillas Zurilla**

(10) **Patent No.:** **US D917,630 S**

(45) **Date of Patent:** **\*\* Apr. 27, 2021**

(54) **BLOCK FROM A CONSTRUCTION SET**

(71) Applicant: **Pedro Chumillas Zurilla**, Barcelona  
(ES)

(72) Inventor: **Pedro Chumillas Zurilla**, Barcelona  
(ES)

(\*\*) Term: **15 Years**

(21) Appl. No.: **29/642,093**

(22) Filed: **Mar. 27, 2018**

(30) **Foreign Application Priority Data**

Oct. 25, 2017 (EM) ..... 4419448

(51) **LOC (13) Cl.** ..... **21-01**

(52) **U.S. Cl.**  
USPC ..... **D21/503; D21/505**

(58) **Field of Classification Search**  
USPC ..... D21/372, 373, 386, 468, 484, 488, 493,  
D21/498, 503, 505; D19/59, 60;  
D30/160

CPC ..... A63H 33/00; A63H 33/04; A63H 33/06;  
A63H 33/16; A63F 9/04; A63F 9/06;  
A63F 2009/0431

See application file for complete search history.

(56) **References Cited**

**U.S. PATENT DOCUMENTS**

D23,086 S \* 2/1894 Porter ..... D21/493  
639,941 A \* 12/1899 Rossi-Diehl ..... G09B 23/04  
434/213  
3,198,523 A \* 8/1965 Stimson ..... A63F 9/0415  
273/146  
3,208,754 A \* 9/1965 Sieve ..... A63F 9/0415  
273/146  
3,276,017 A \* 9/1966 Mullin ..... H01Q 15/20  
342/8

D206,120 S \* 11/1966 Johnson ..... D21/386  
3,461,574 A \* 8/1969 Larsen ..... A63F 9/06  
434/403  
3,509,642 A \* 5/1970 Brumlik ..... G09B 23/26  
434/278  
3,659,360 A \* 5/1972 Zeischegg ..... G09B 23/04  
434/403  
D236,996 S \* 9/1975 Kennedy ..... D21/479  
4,345,761 A \* 8/1982 China ..... A63F 9/0415  
273/146  
4,436,306 A \* 3/1984 Sanders ..... A63F 9/0415  
273/146  
4,492,723 A \* 1/1985 Chadwick, II ..... A63H 33/16  
428/11  
5,890,716 A \* 4/1999 Bofinger ..... A63F 9/0413  
273/146  
D414,219 S \* 9/1999 Karls ..... D21/386  
6,065,749 A \* 5/2000 Debie ..... A63F 3/00006  
273/243  
D439,932 S \* 4/2001 Shillings ..... D21/373  
D445,140 S \* 7/2001 Odenwalt ..... D21/373  
6,257,574 B1 \* 7/2001 Evans ..... A63F 9/12  
273/157 R

(Continued)

*Primary Examiner* — Cynthia M. Chin

(74) *Attorney, Agent, or Firm* — Hayes Soloway PC

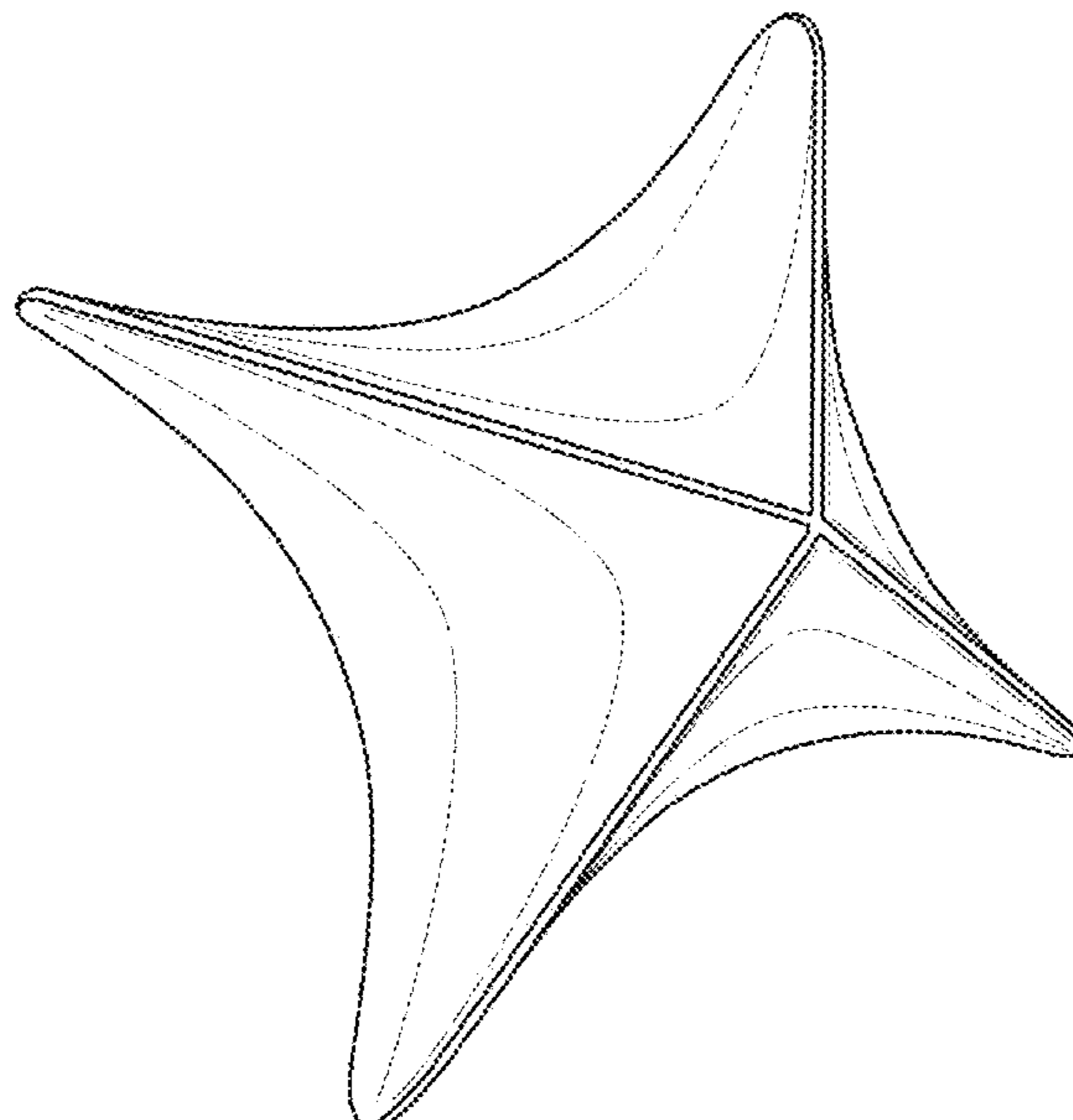
(57) **CLAIM**

I claim the ornamental design for a block from a construction set, as shown and described.

**DESCRIPTION**

FIG. 1 is a top plan view showing my new design;  
FIG. 2 is a front elevation view thereof;  
FIG. 3 is a bottom plan view thereof;  
FIG. 4 is a rear elevation view thereof;  
FIG. 5 is a first perspective view thereof;  
FIG. 6 is a left side elevation view thereof;  
FIG. 7 is a right side elevation view thereof; and,  
FIG. 8 is a second perspective view thereof.

**1 Claim, 8 Drawing Sheets**



(56)

**References Cited**

U.S. PATENT DOCUMENTS

6,432,008	B1 *	8/2002	Lemmon .....	A63B 43/002 473/569
D516,129	S *	2/2006	Combos .....	D21/373
D630,265	S *	1/2011	Bodin .....	D21/505
D718,819	S *	12/2014	Novinbakht .....	D21/373
8,979,608	B2 *	3/2015	Hawthorne .....	A63H 33/04 446/109
9,160,078	B2 *	10/2015	Yahagi .....	F41J 2/00
D823,401	S *	7/2018	Kondo .....	D21/484
D837,902	S *	1/2019	Howard .....	D21/503
D843,497	S *	3/2019	Howard .....	D21/505
2006/0097447	A1 *	5/2006	Tucker .....	A63F 9/04 273/146
2010/0264584	A1 *	10/2010	Maddock .....	A63F 9/06 273/156
2015/0079872	A1 *	3/2015	Howard .....	A63H 33/046 446/92
2018/0161687	A1 *	6/2018	Naini .....	G09B 23/26
2019/0192961	A1 *	6/2019	Sakai .....	B44C 3/12

\* cited by examiner

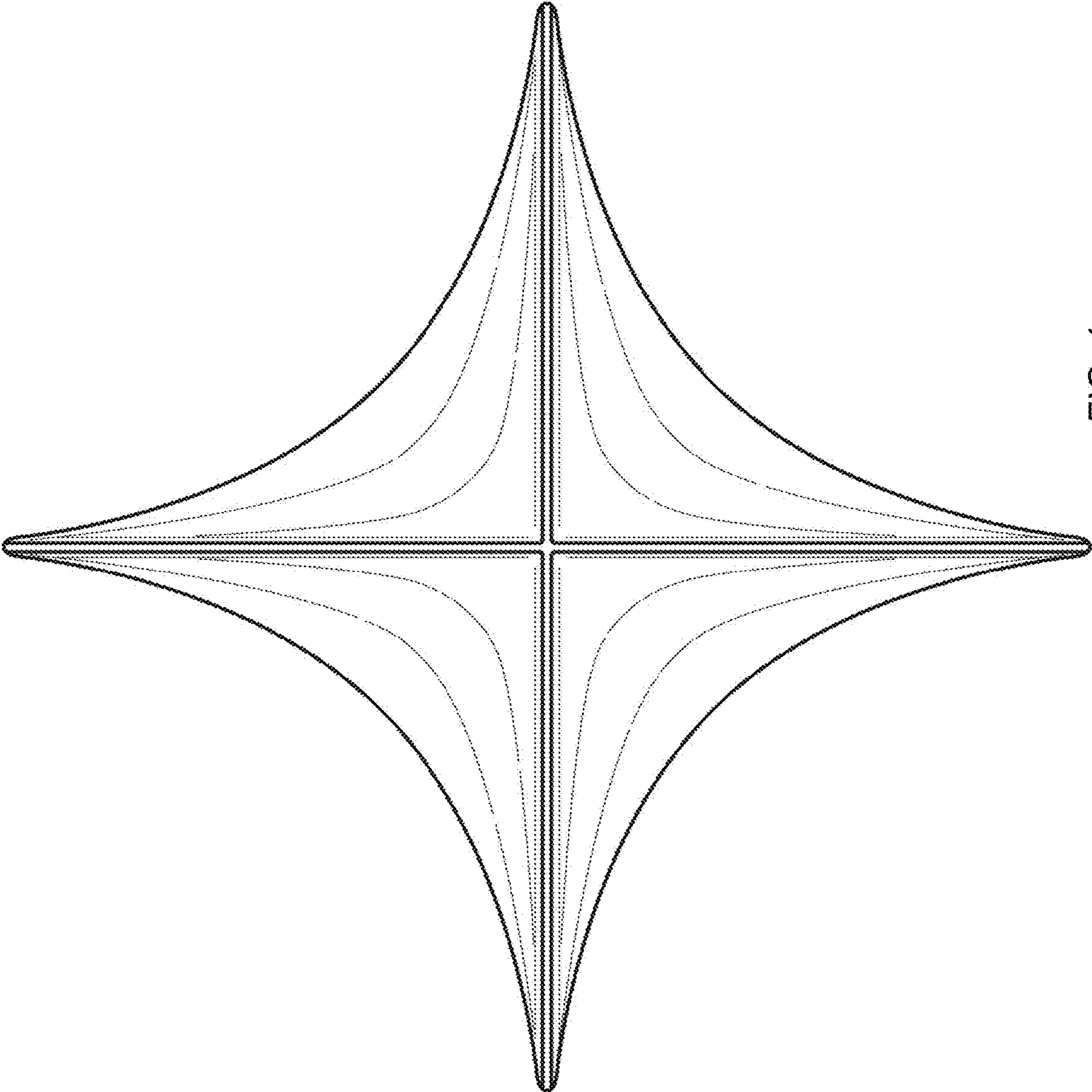


FIG. 1

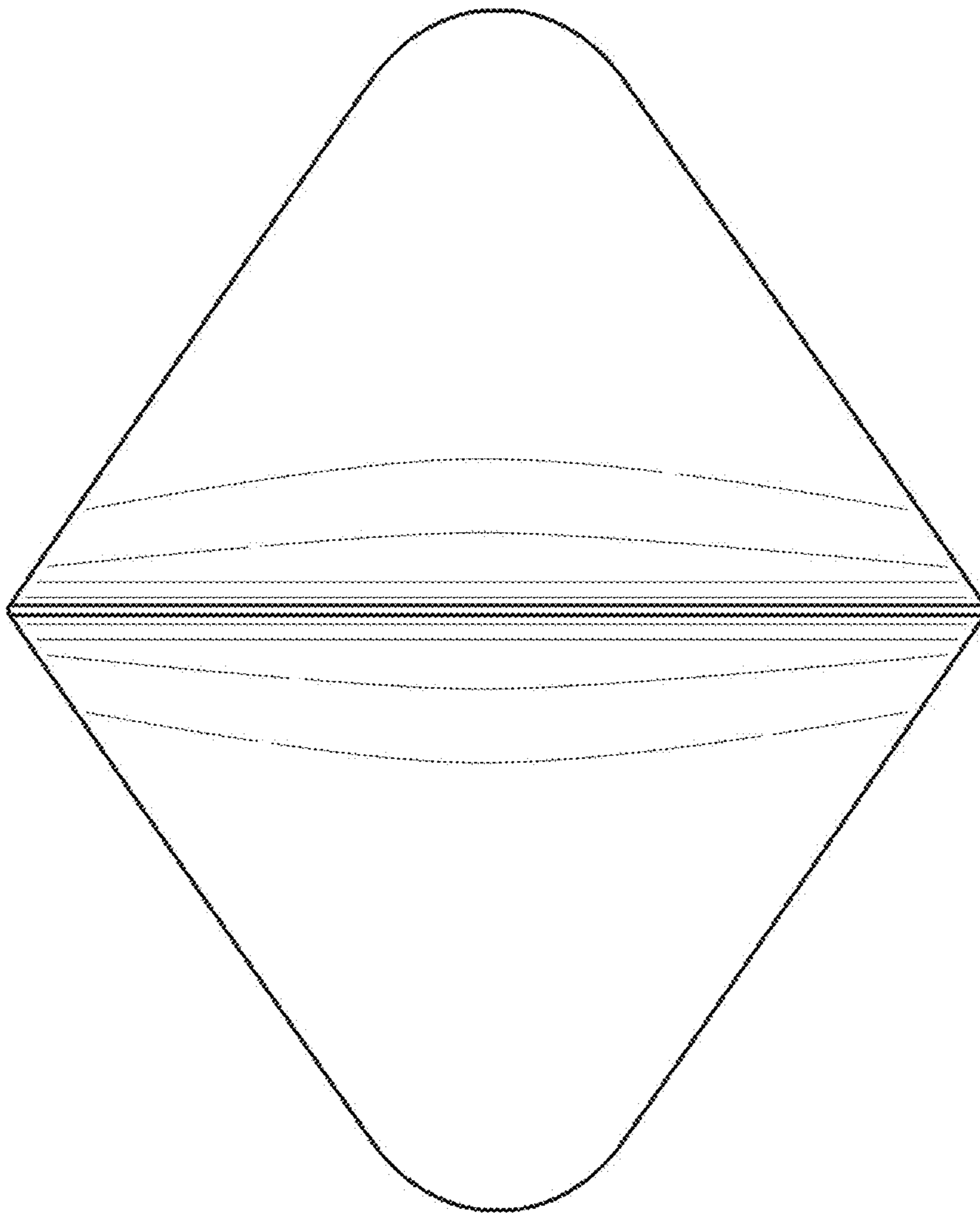


FIG. 2

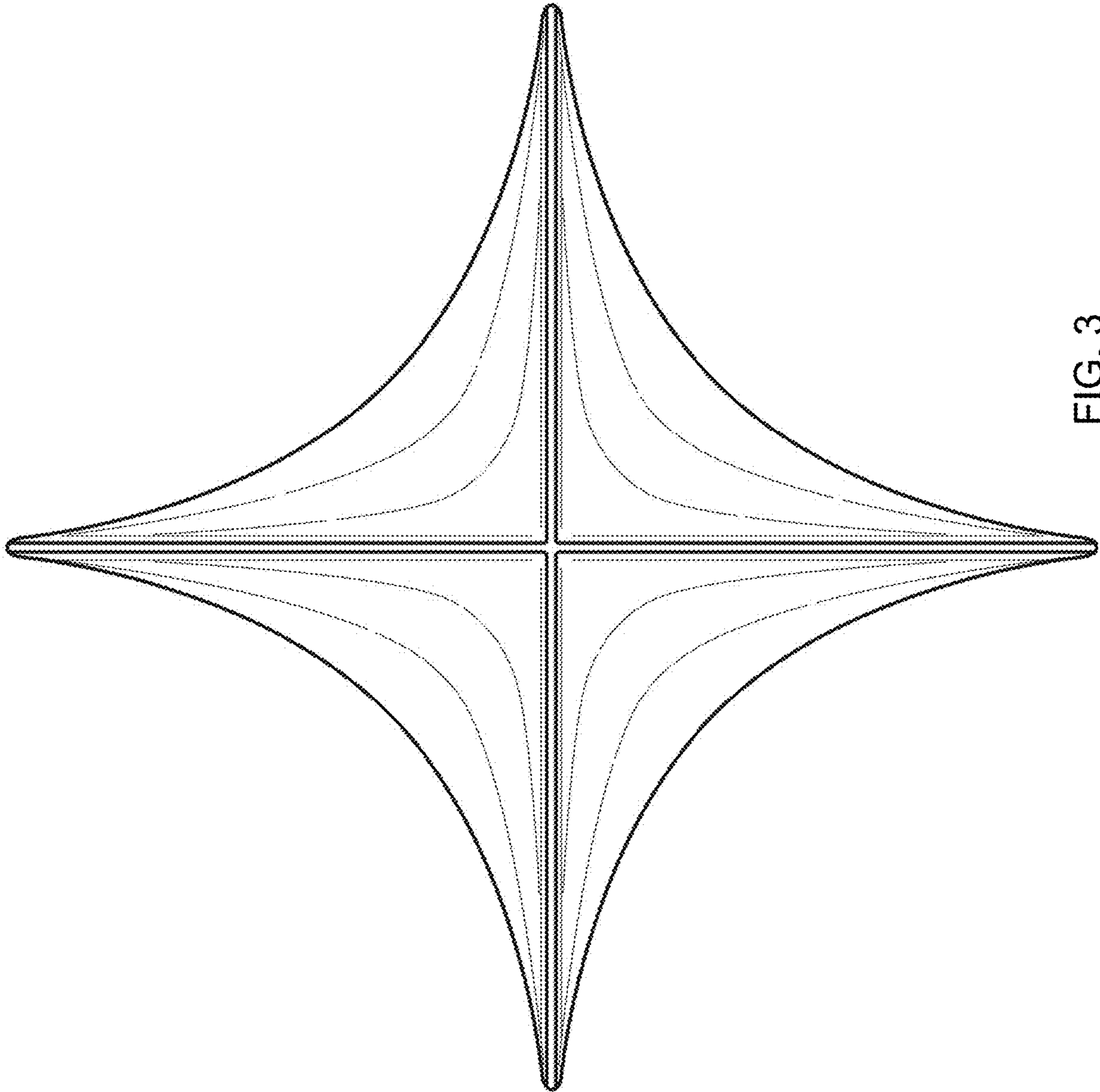


FIG. 3



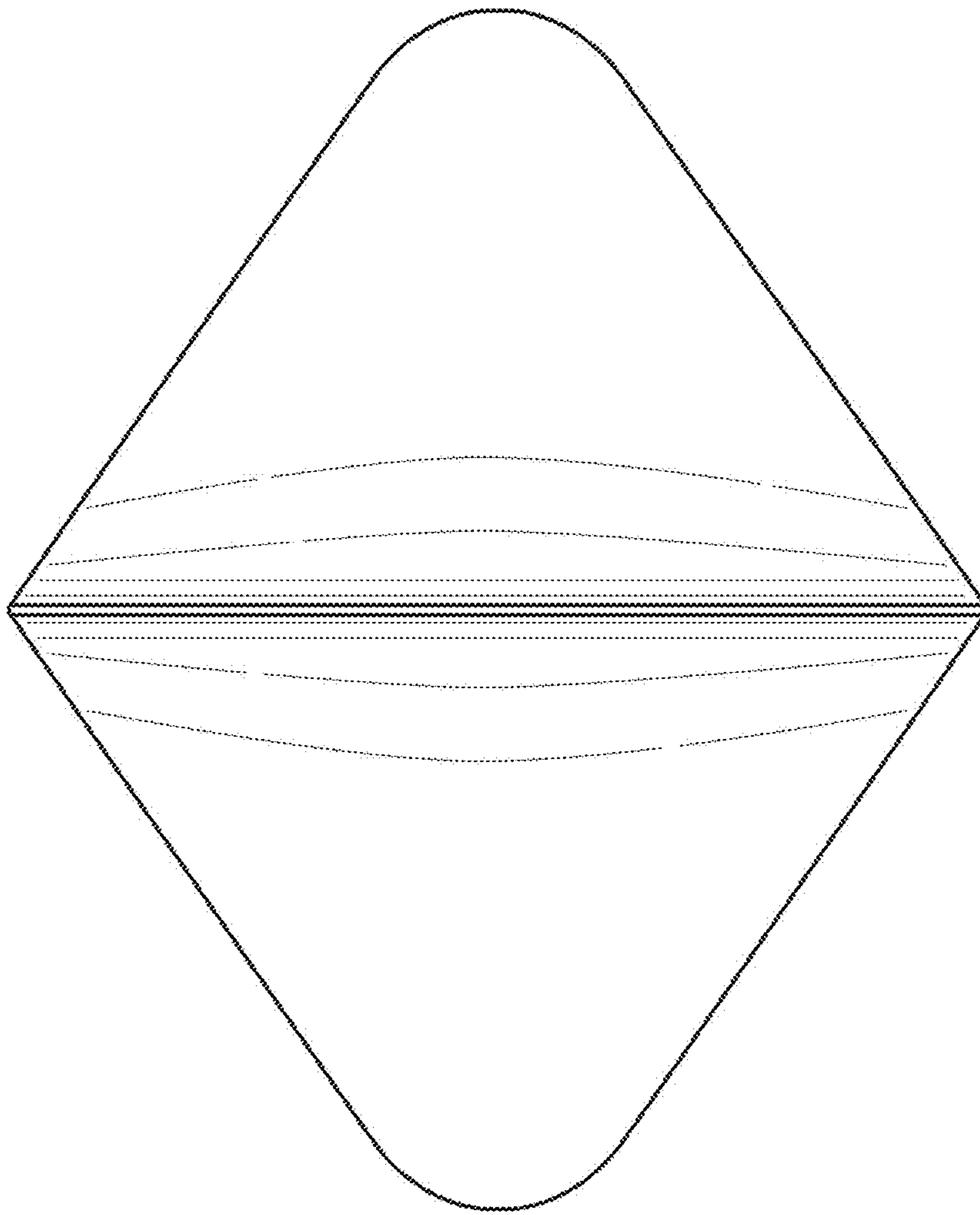


FIG. 4

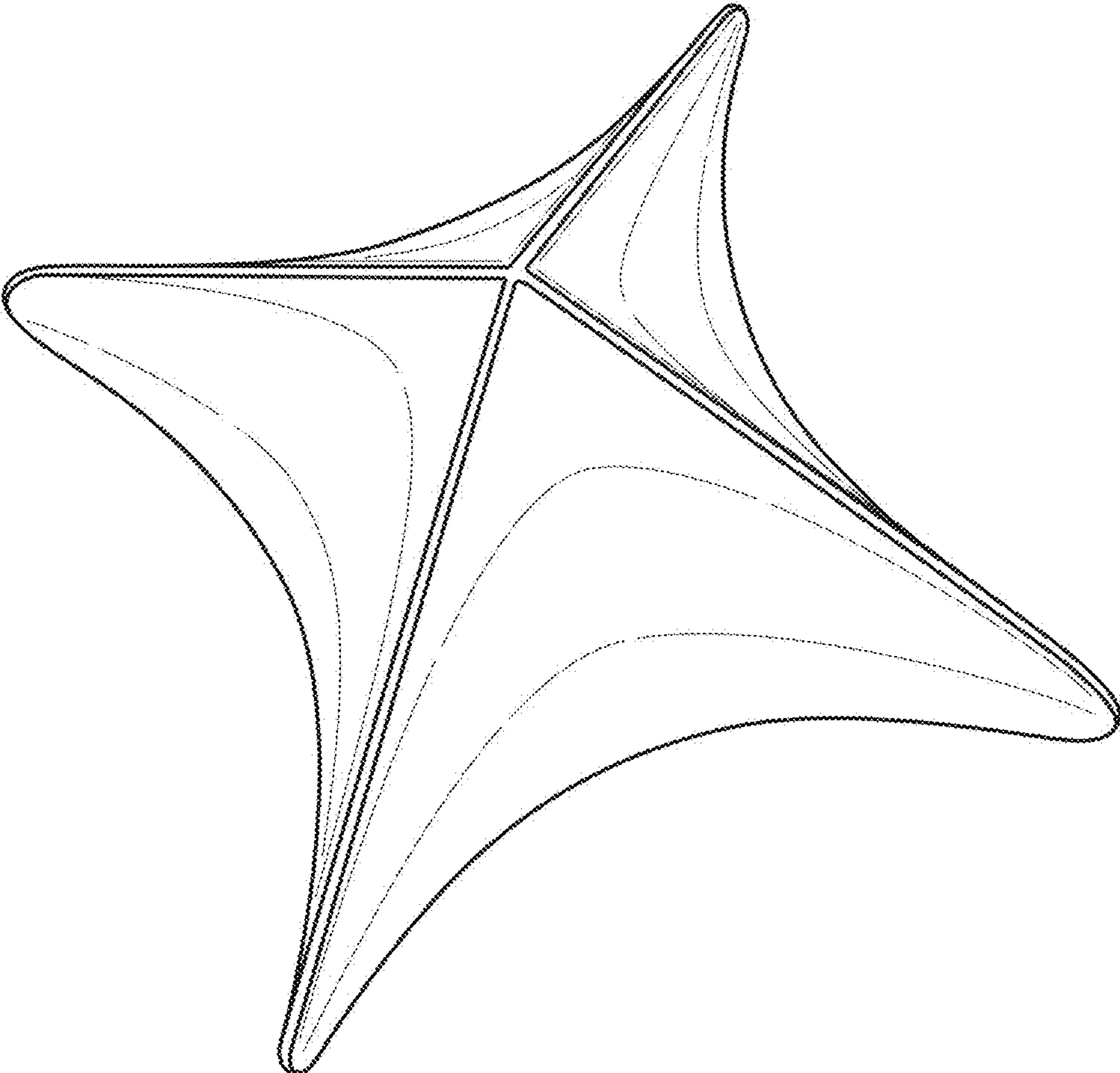


FIG. 5

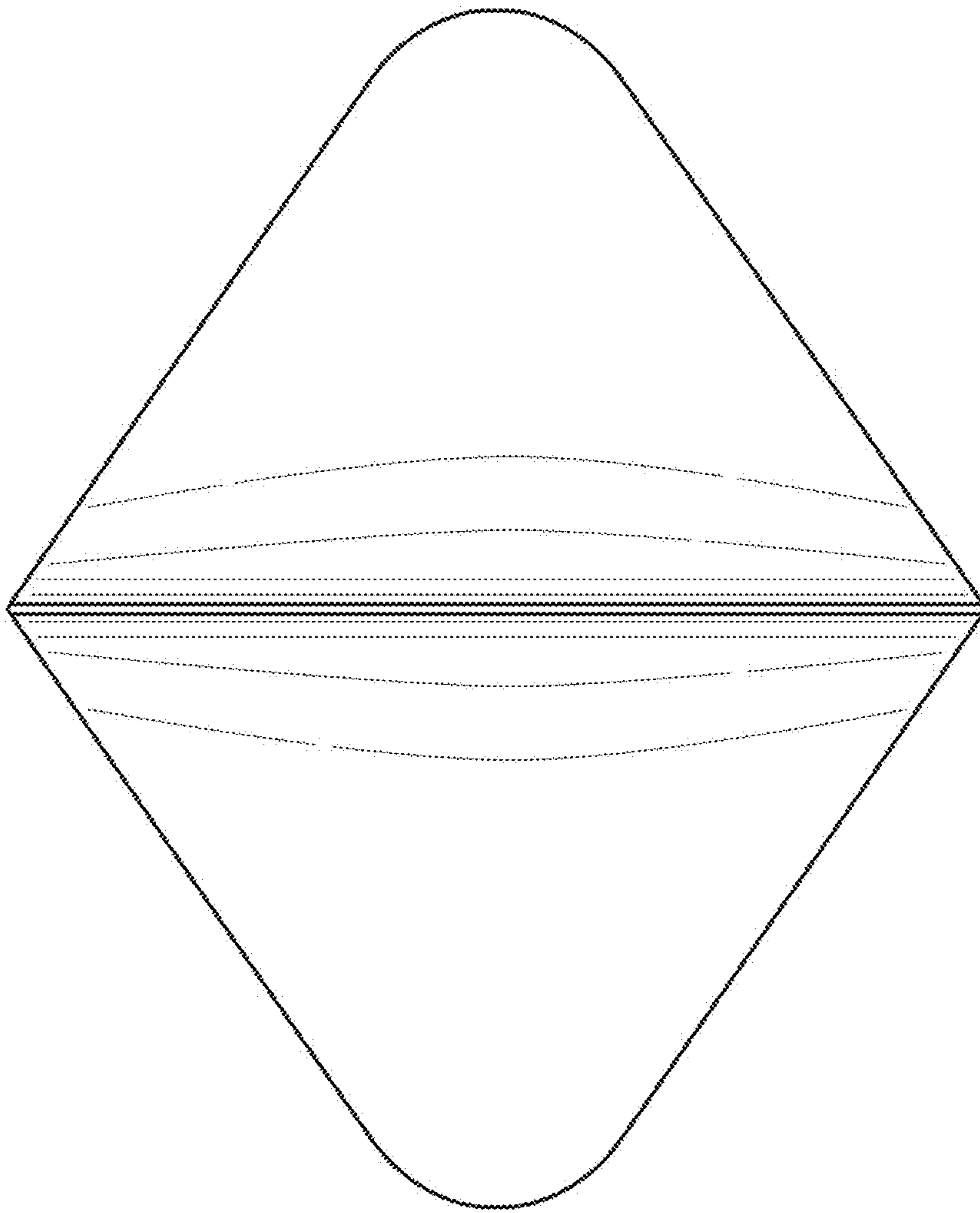


FIG. 6



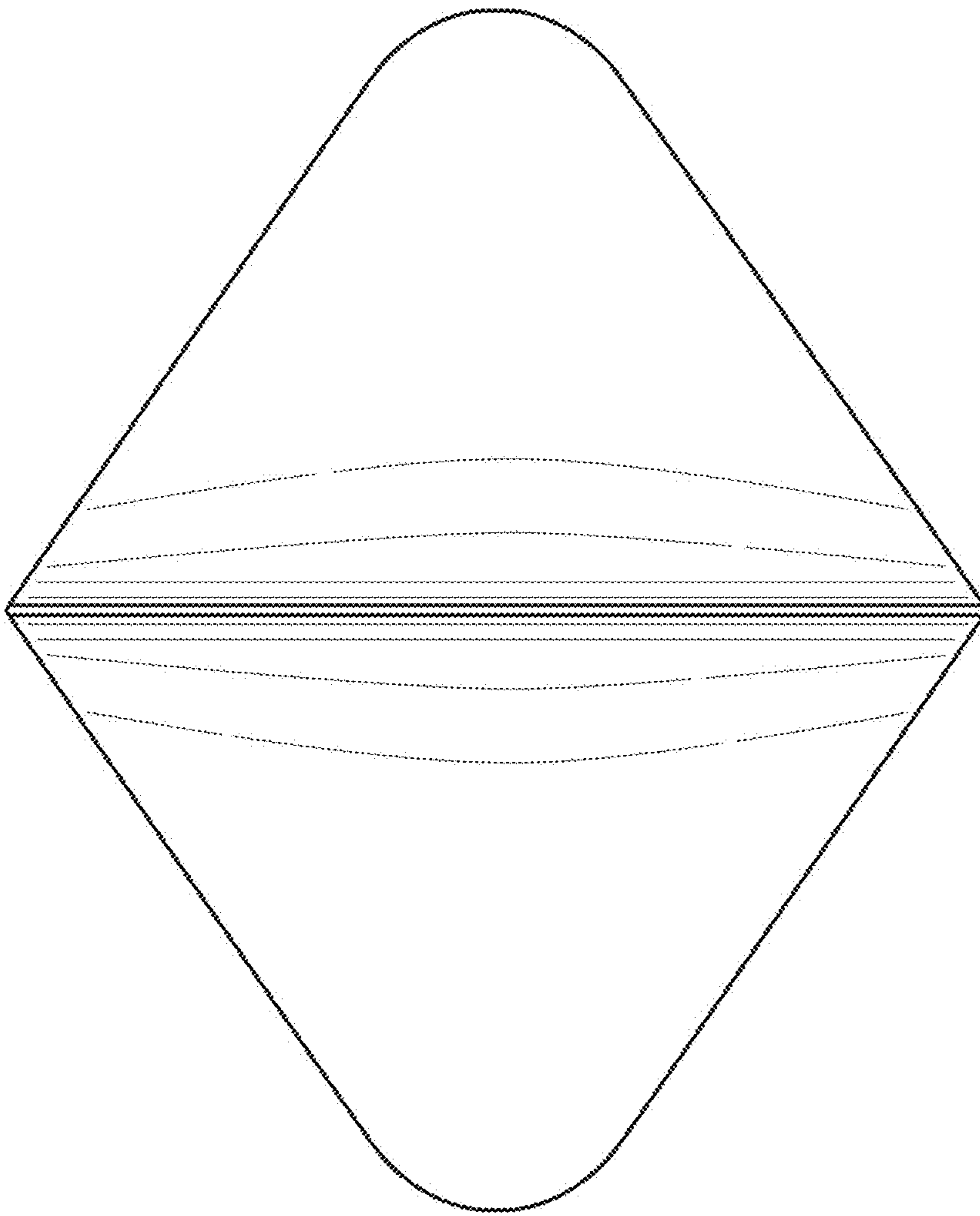


FIG. 7

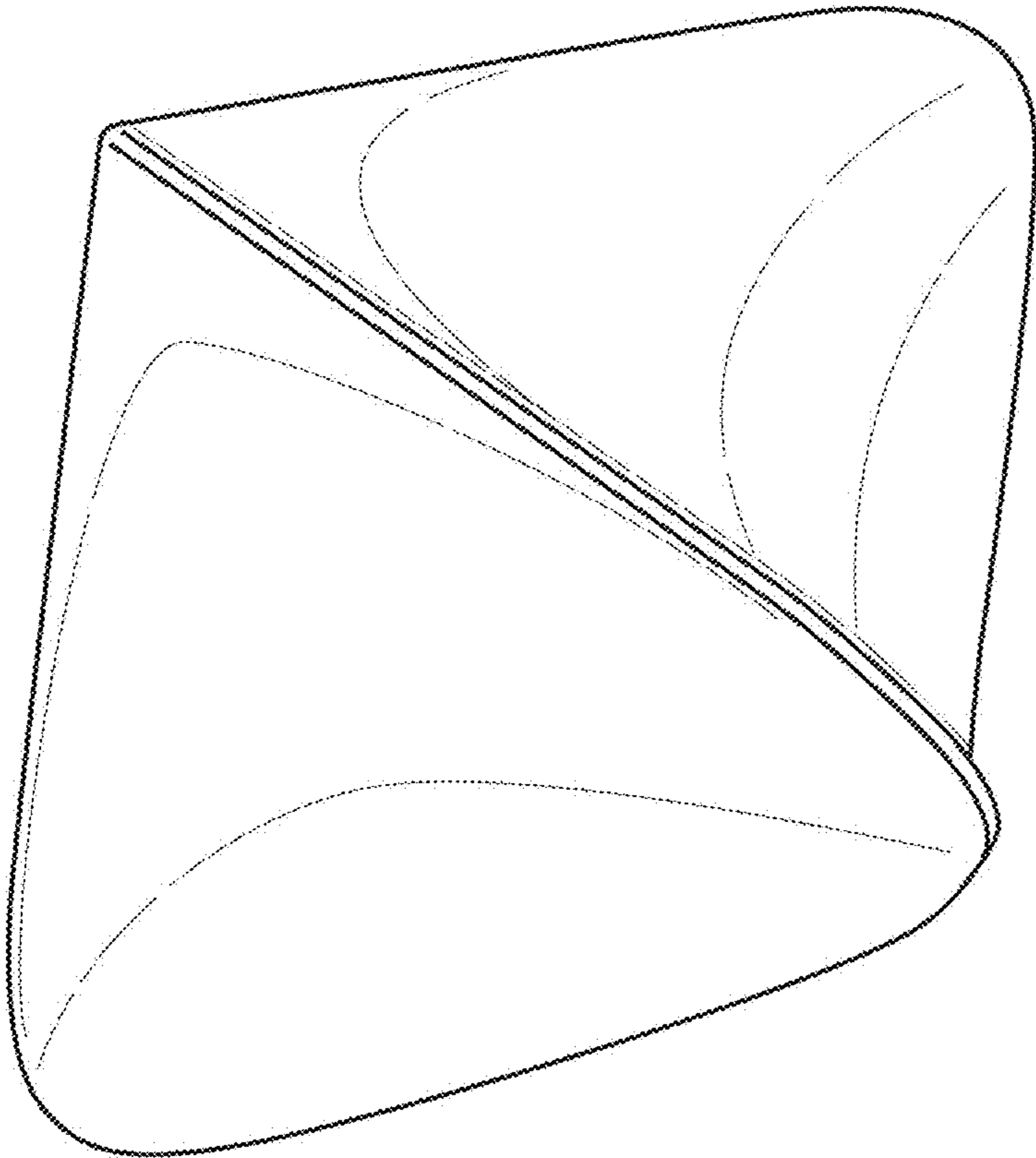


FIG. 8