



US00D917507S

(12) **United States Design Patent** (10) **Patent No.:** **US D917,507 S**
Chang et al. (45) **Date of Patent:** **** Apr. 27, 2021**

(54) **DISPLAY SCREEN PORTION WITH GRAPHICAL USER INTERFACE**

(71) Applicant: **Digits Financial, Inc.**, San Francisco, CA (US)

(72) Inventors: **Wayne Chang**, North Andover, MA (US); **Jeffrey Hall Seibert, Jr.**, San Mateo, CA (US)

(73) Assignee: **Digits Financial, Inc.**, San Francisco, CA (US)

(**) Term: **15 Years**

(21) Appl. No.: **29/702,535**

(22) Filed: **Aug. 20, 2019**

(51) **LOC (13) Cl.** **14-04**

(52) **U.S. Cl.**
USPC **D14/485**

(58) **Field of Classification Search**
USPC D14/485-495; D20/11; D21/324, 325
CPC G06F 3/048; G06F 3/0481; G06F 3/04812; G06F 3/04817; G06F 3/0482; G06F 3/0483; G06F 3/04842; G06F 3/0485; G06F 3/04855; G06F 3/0486; G06F 3/0488; G06F 3/04886; G06F 9/4443; G06F 17/211; G06F 17/212; G06T 15/20; G06Q 10/1095

See application file for complete search history.

(56) **References Cited**

U.S. PATENT DOCUMENTS

6,907,580 B2 * 6/2005 Michelman G06F 3/04812
715/711
D590,412 S * 4/2009 Saft D14/486
D607,001 S * 12/2009 Ording D14/486

(Continued)

OTHER PUBLICATIONS

“Timelines for PowerPoint” Mar. 2, 2016, posted at shapechef.com, [site visited Dec. 22, 2020]. <https://www.shapechef.com/libs/graphics-and-templates/timelines/shapes> (Year: 2016).*

(Continued)

Primary Examiner — John M Otte

(74) *Attorney, Agent, or Firm* — Cesari and McKenna, LLP

(57) **CLAIM**

The ornamental design for a display screen portion with graphical user interface, as shown and described.

DESCRIPTION

FIG. 1 is a front view of a display screen portion with graphical user interface in accordance with a first embodiment incorporating our design;

FIG. 2 is a front view of the design shown in FIG. 1 in a different environment;

FIG. 3 is a front view of a display screen portion with graphical user interface in accordance with a second embodiment incorporating our design;

FIG. 4 is a front view of the design shown in FIG. 3 in a different environment;

FIG. 5 is a front view of a display screen portion with graphical user interface in accordance with a third embodiment incorporating our design;

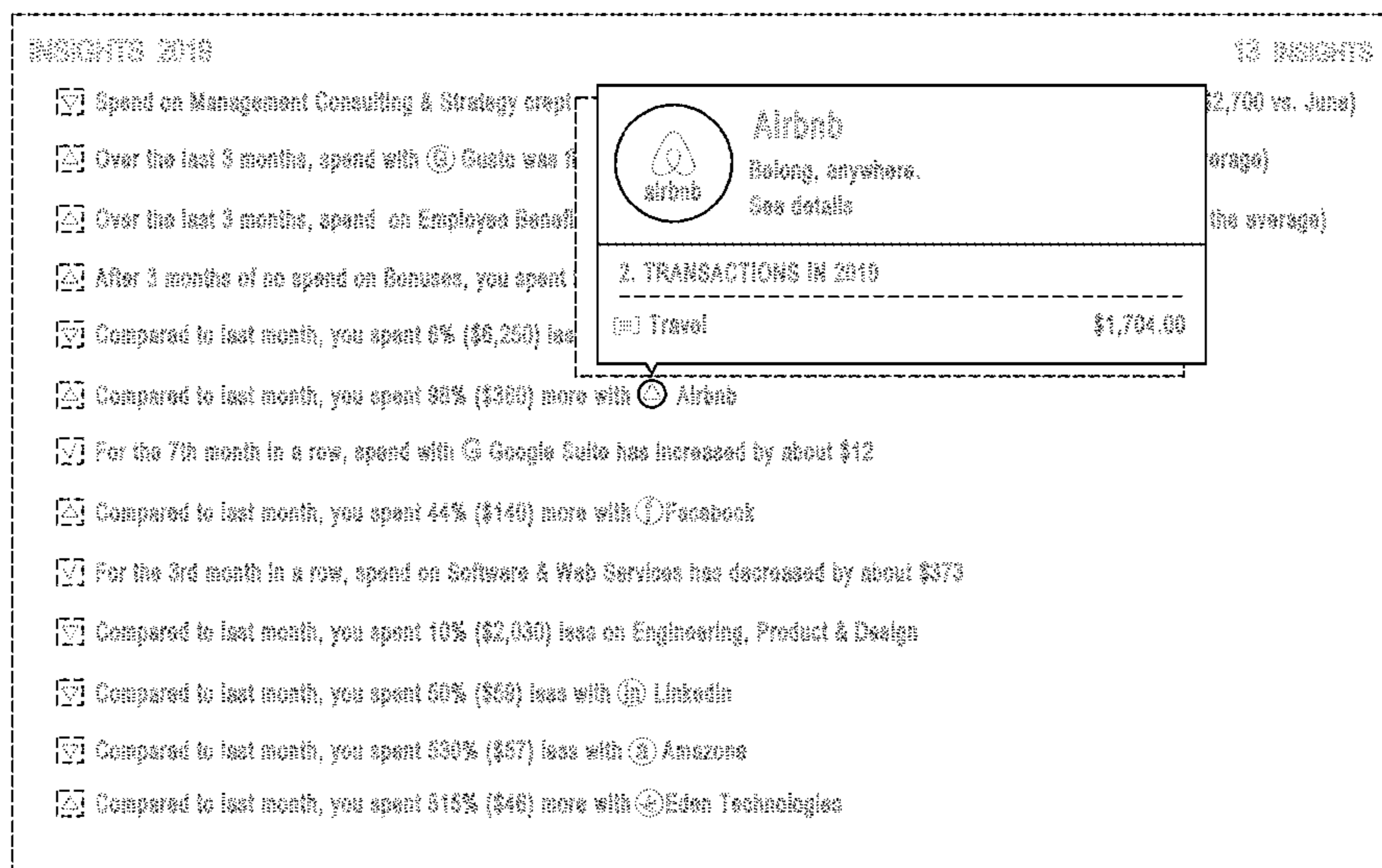
FIG. 6 is a front view of the design shown in FIG. 5 in a different environment;

FIG. 7 is a front view of a display screen portion with graphical user interface in accordance with a fourth embodiment incorporating our design; and,

FIG. 8 is a front view of the design shown in FIG. 7 in a different environment.

The outer broken line showing of the boundary of the claim and the other broken lines showing portions of the graphical user interface are included for the purpose of showing portions of the article which form no part of the claim.

1 Claim, 8 Drawing Sheets



(56)

References Cited

U.S. PATENT DOCUMENTS

D638,025 S * 5/2011 Saft D14/486
 D643,044 S * 8/2011 Ordning D14/486
 D664,977 S * 8/2012 Everingham D14/487
 8,493,408 B2 * 7/2013 Williamson G06T 15/20
 345/629
 D692,910 S * 11/2013 Anzures D14/486
 8,589,808 B1 * 11/2013 Alfaro G06Q 10/1095
 715/753
 D701,223 S * 3/2014 Cho D14/486
 D701,519 S * 3/2014 Campiranon D14/486
 D703,695 S * 4/2014 Anzures D14/492
 D732,057 S * 6/2015 Jeong D14/486
 D732,557 S * 6/2015 Shunock D14/486
 D735,213 S * 7/2015 Kim D14/485
 D736,243 S * 8/2015 Zuckerberg D14/486

D738,396 S * 9/2015 Kenmochi D14/488
 D757,791 S * 5/2016 van Os D14/488
 D759,117 S * 6/2016 Liang D14/494
 D760,287 S * 6/2016 Zhou D14/492
 D781,877 S * 3/2017 Ko D14/485
 D781,901 S * 3/2017 Gandhi D14/486
 D815,663 S * 4/2018 Dudey D14/488
 D824,954 S * 8/2018 Parfentieva D14/488
 D856,364 S * 8/2019 Beckman D14/488

OTHER PUBLICATIONS

Price, David, "iPad Pro vs iPad Air 2 comparison review" Oct. 2, 2015, posted at macworld.co.uk, [site visited Dec. 22, 2020]. Available from Internet: <https://www.macworld.co.uk/review/ipad/ipad-pro-vs-ipad-air-2-comparison-review-3626600> (Year: 2015).*

* cited by examiner

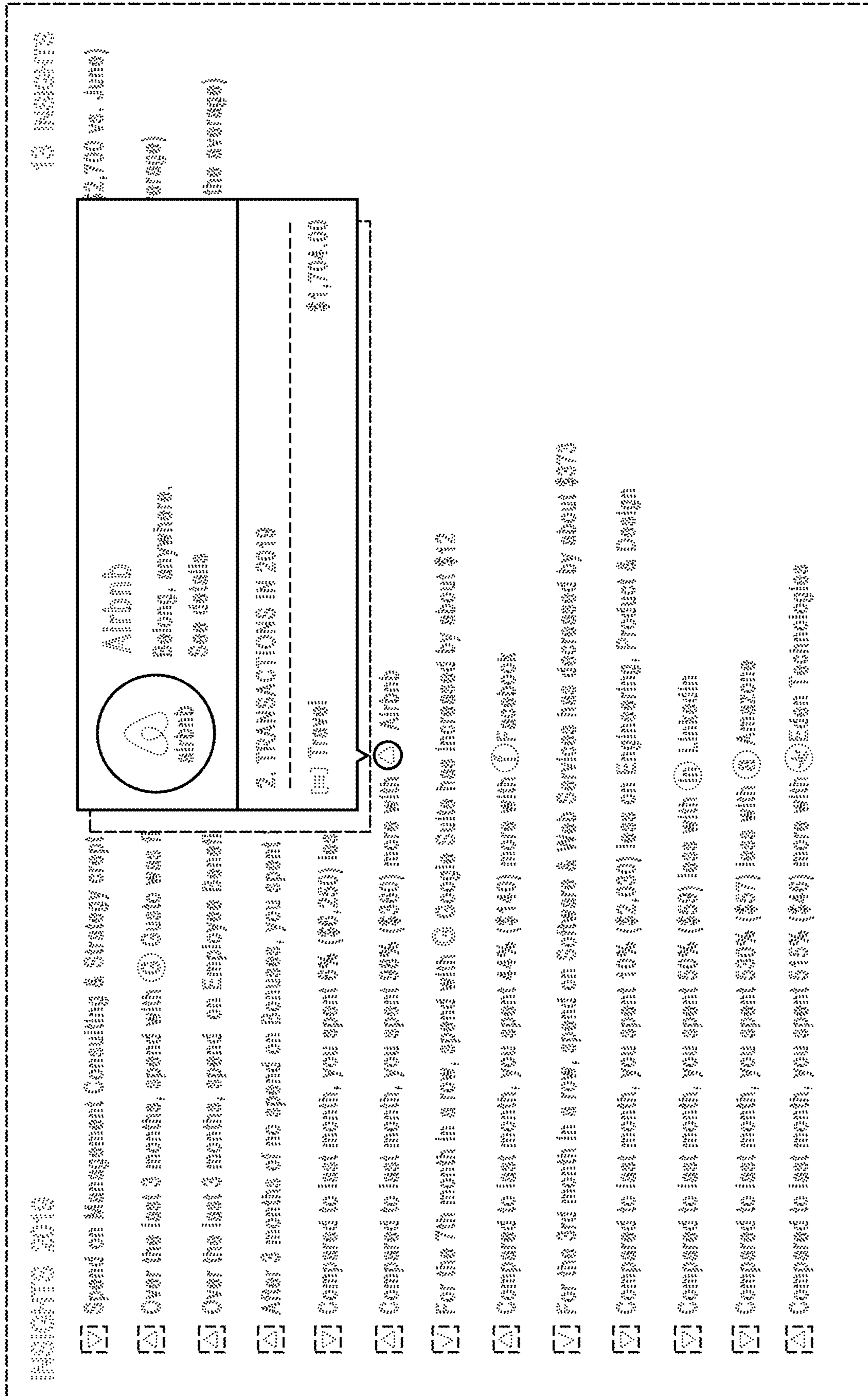


FIG. 1


| NAME | AMOUNT |
|---|-------------|
| 7 TOTAL | \$17,600.00 |
| © Newly Technologies Inc. dba Rocket Rentals | \$1,477.00 |
|  Airbnb Booking, anytime. See details | \$2,307.46 |
| 2. TRANSACTIONS IN 2019 | \$1,100.00 |
| (m) Travel \$1,704.00 | \$1,704.00 |
| © Airbnb Booking, anytime | \$1,100.00 |
| © The Guardian Life Insurance Company of America Health Insurance | \$500.00 |
| © Best Buy Computer Hardware & Web Equipment | \$400.00 |
| © Weblio Software & Web Service | \$400.00 |
| © Uber Ground Transportation & Parking | \$36.77 |
| © Instacart Office Expense | \$36.74 |

FIG. 2

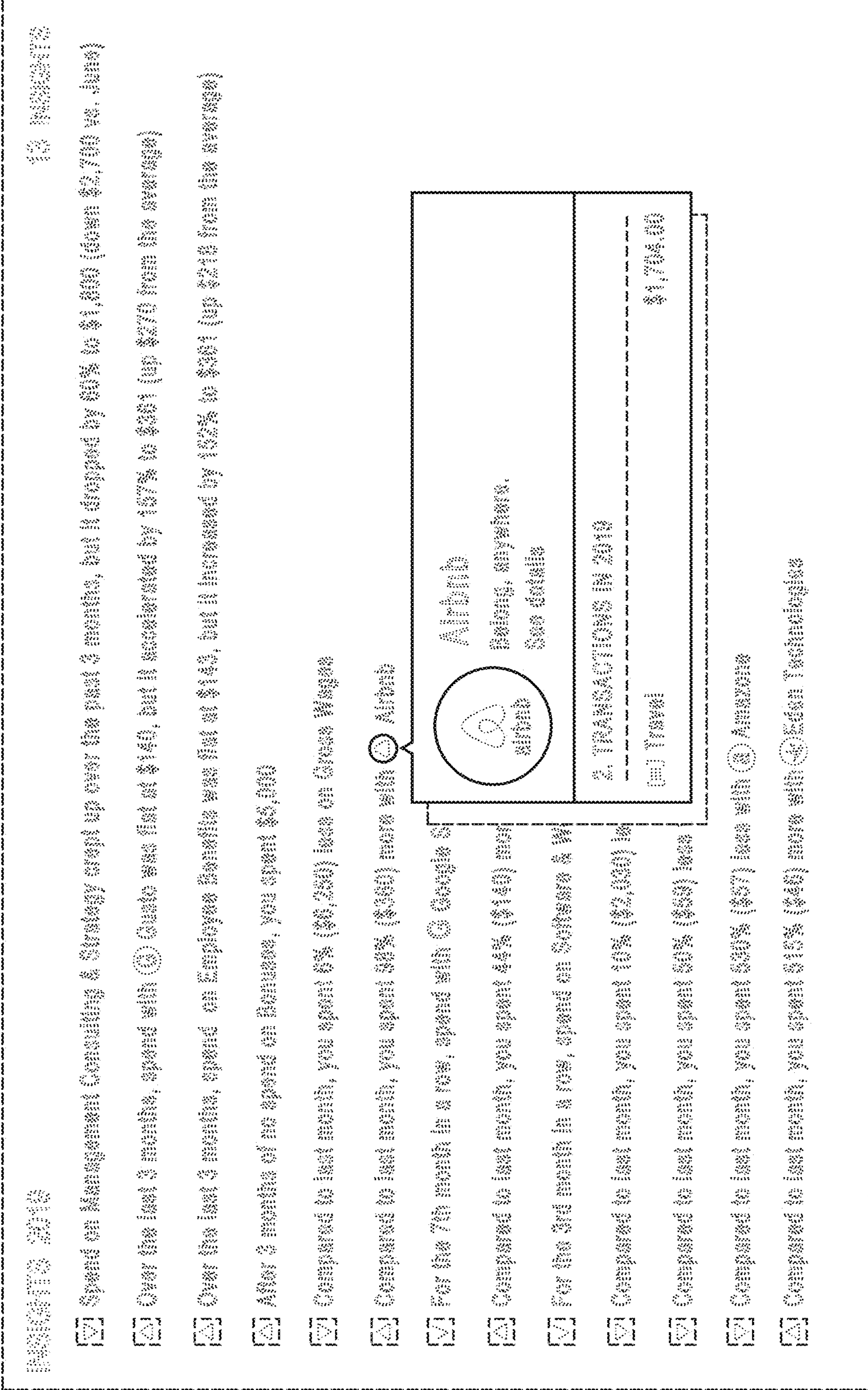


FIG. 3

| NAME | TOTAL |
|---|-------|
| <input type="checkbox"/> Newby Technologies Inc. aka Rocket Payroll \$17,600.00 (\$17,600) | |
| <input type="checkbox"/> 716 Bryant Street Rent \$1,477.00 (\$1,477) | |
| <input type="checkbox"/> Anthem Insurance Companies Health Insurance \$2,307.46 (\$2,307) | |
| <input type="checkbox"/> Eat Club Meals \$1,100.85 (\$1,101) | |
| <input type="checkbox"/> TAMPARTICLE AIR Events and Conferences \$828.33 (\$828) | |
| <input type="checkbox"/> Airbnb Booking, anywhere \$1,144.00 (\$1,144) | |
| <input type="checkbox"/> Airbnb Booking, anywhere. See details \$88.80 (\$89) | |
| <input type="checkbox"/> 2. TRANSACTIONS IN 2018 (\$1,704.00) (\$1,704) | |
| <input type="checkbox"/> Interest Office Expenses \$98.74 (\$99) | |

FIG. 4

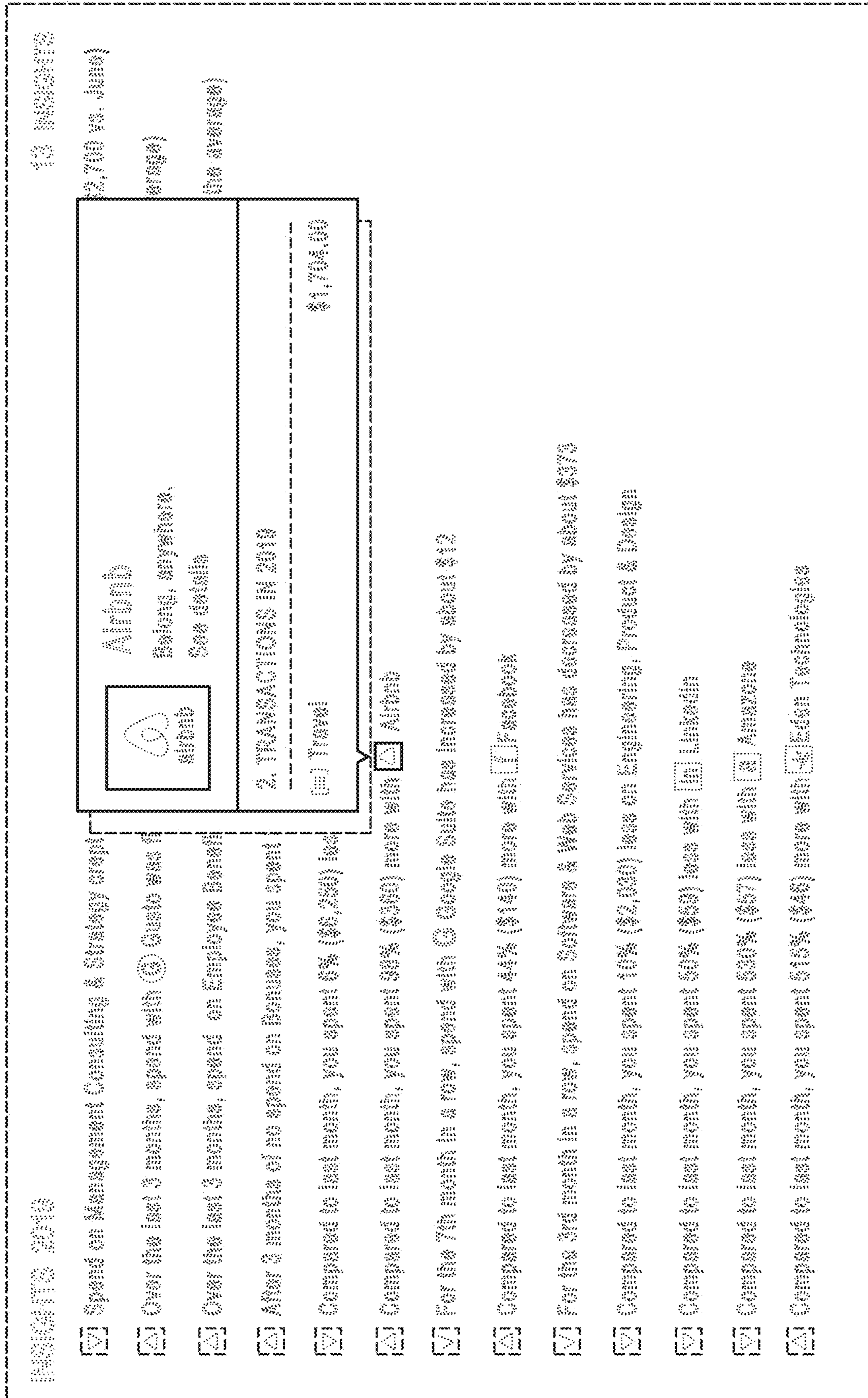


FIG. 5


| NAME | AMOUNT |
|--|-------------|
| <input type="checkbox"/> 7 TOTAL | \$17,600.00 |
| <input type="checkbox"/> Newby Technologies Inc. dba Rocket | \$1,477.00 |
| <input type="checkbox"/> Renting | \$2,307.46 |
| <input type="checkbox"/> Airbnb  Booking, anytime. See details | \$1,119.85 |
| <input type="checkbox"/> 2. TRANSACTIONS IN 2019 | \$1,704.00 |
| <input type="checkbox"/> Travel | \$1,704.00 |
| <input type="checkbox"/> Airbnb Booking, anytime | \$1,704.00 |
| <input type="checkbox"/> The Guardian Life Insurance Company of America Health Insurance | \$1,704.00 |
| <input type="checkbox"/> Scott Kramer Computer Hardware & Web Equipment | \$1,704.00 |
| <input checked="" type="checkbox"/> WebSite Software & Web Service | \$1,704.00 |
| <input type="checkbox"/> Uber Ground Transportation & Parking | \$1,704.00 |
| <input type="checkbox"/> Instacart Office Expense | \$1,704.00 |

FIG. 6

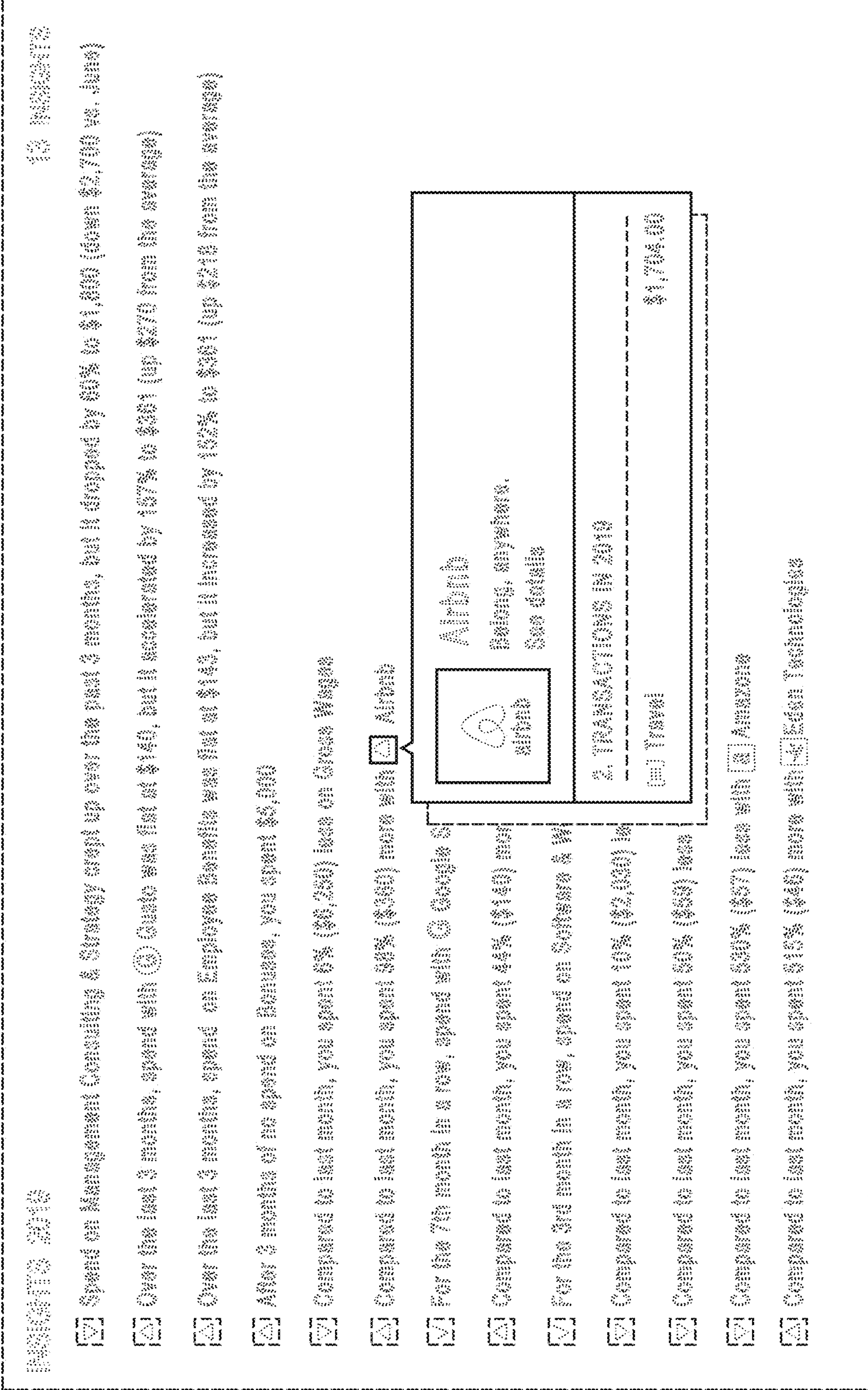


FIG. 7

| NAME | AMOUNT |
|---|-------------|
| 7 TOTAL | |
| <input type="checkbox"/> Noddy Technologies Inc. aka Rocket Renting | \$17,600.00 |
| <input type="checkbox"/> 716 Bryant Street Rent | \$14,770.00 |
| <input type="checkbox"/> Anthem Insurance Companies Health Insurance | \$2,307.46 |
| <input type="checkbox"/> Eat Club Meals | \$1,100.00 |
| <input type="checkbox"/> TRANSPARTICLE AIR Events and Conferences | \$828.33 |
| <input type="checkbox"/> Airbnb Booking, anywhere | \$1,414.00 |
| <input type="checkbox"/> Airbnb Booking, anywhere. See details | \$588.00 |
| <input type="checkbox"/> 2. TRANSACTIONS IN 2018 | \$420.00 |
| <input type="checkbox"/> Total | \$36,770.77 |
| <input type="checkbox"/> Interest Office Expenses | \$388.74 |

FIG. 8