



US00D917489S

(12) **United States Design Patent** (10) **Patent No.:** **US D917,489 S**  
**Jiang et al.** (45) **Date of Patent:** **\*\* Apr. 27, 2021**

(54) **HARD DRIVE DOCKING STATION**

(71) Applicant: **SHENZHEN COLORII TECH LIMITED**, Shenzhen (CN)

(72) Inventors: **Shu Jiang**, Shenzhen (CN); **Jing Peng**, Shenzhen (CN)

(\*\*) Term: **15 Years**

(21) Appl. No.: **29/747,479**

(22) Filed: **Aug. 24, 2020**

(51) **LOC (13) Cl.** ..... **14-02**

(52) **U.S. Cl.**  
USPC ..... **D14/434**

(58) **Field of Classification Search**

USPC ... D14/434, 433, 435, 435.1, 356, 357, 358, D14/440, 447, 251-253, 432, 451, 452, D14/454, 217, 240, 299, 496, 171, 300, D14/301, 302, 314, 348, 353-355, 363, D14/365, 125, 385; D13/103, 107, 108, D13/184, 110, 123, 133, 135, 137.2, D13/139.2, 139.4; D21/333  
CPC ..... G06F 1/1632; G06F 13/00; G06F 13/38; G06F 13/382; G06F 13/385; G06F 13/387; G06F 3/065; G06F 9/541; G06F 2213/3814; G06F 2213/40; G06F 2213/4004; H01R 31/06; H01R 31/065; H01R 27/00; H01R 13/512; H01R 13/62; H04R 5/04

See application file for complete search history.

(56) **References Cited**

U.S. PATENT DOCUMENTS

D248,470 S \* 7/1978 Talesfore ..... D14/435  
D297,642 S \* 9/1988 Van der Tuuk ..... D14/385  
D305,116 S \* 12/1989 Schmidt ..... D14/385  
D317,933 S \* 7/1991 Yoshitake ..... D17/99  
D319,218 S \* 8/1991 Sakaguchi ..... D14/440

D328,735 S \* 8/1992 Barbera ..... D14/355  
D346,607 S \* 5/1994 Bhargava ..... D14/434  
D366,031 S \* 1/1996 Bradbury ..... D14/385  
D387,765 S \* 12/1997 Brassard ..... D14/217  
D441,757 S \* 5/2001 Hui ..... D14/435  
D448,375 S \* 9/2001 Walters ..... D14/368  
D484,881 S \* 1/2004 Lai ..... D14/385  
D486,479 S \* 2/2004 Chung ..... D14/240  
D502,173 S \* 2/2005 Jung ..... D14/341  
D502,947 S \* 3/2005 Zhang ..... D14/385  
D508,898 S \* 8/2005 Gargani ..... D14/125  
D515,575 S \* 2/2006 Dong ..... D14/385  
D516,556 S \* 3/2006 Graziano ..... D14/359  
D517,065 S \* 3/2006 Ko ..... D14/365  
D531,176 S \* 10/2006 Ng ..... D14/300  
D538,803 S \* 3/2007 Chen ..... D14/348  
D542,242 S \* 5/2007 Mathews Reynolds ..... D14/125  
D556,705 S \* 12/2007 Reynolds ..... D14/125  
D565,568 S \* 4/2008 Trifilio ..... D14/356  
D565,571 S 4/2008 Trifilio et al.

(Continued)

*Primary Examiner* — Marie D. Fast Horse

(74) *Attorney, Agent, or Firm* — ZANIP

(57) **CLAIM**

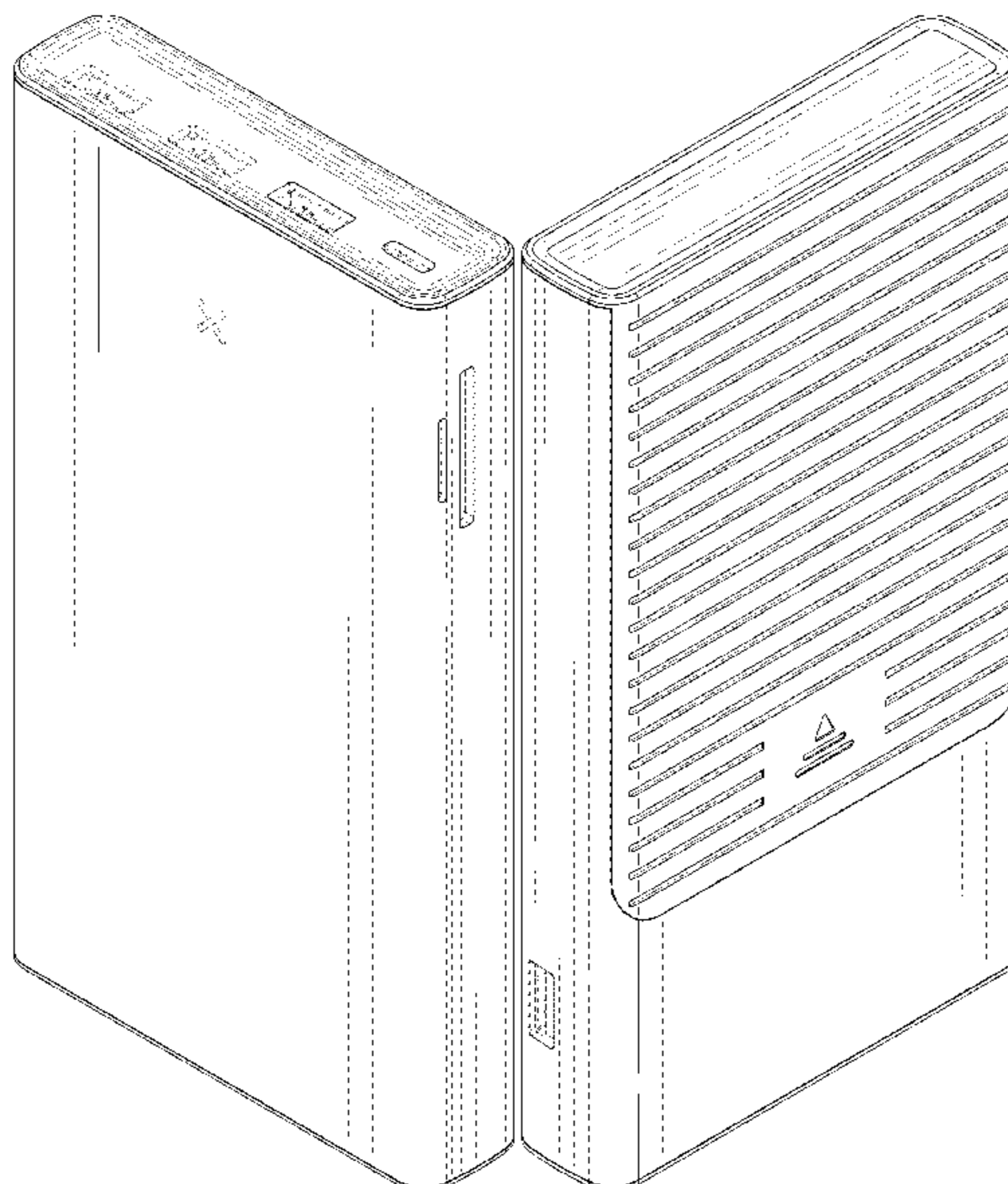
The ornamental design for a hard drive docking station, as shown and described.

**DESCRIPTION**

FIG. 1 is a front and top perspective view of a hard drive docking station, showing our new design; FIG. 2 is a rear and bottom perspective view thereof; FIG. 3 is a front elevational view thereof; FIG. 4 is a rear elevational view thereof; FIG. 5 is a left side elevational view thereof; FIG. 6 is a right side elevational view thereof; FIG. 7 is a top plan view thereof; and, FIG. 8 is a bottom plan view thereof.

The broken lines in the figures illustrate portions of the hard drive docking station that form no part of the claimed design.

**1 Claim, 8 Drawing Sheets**



(56)

**References Cited**

## U.S. PATENT DOCUMENTS

D576,164	S	*	9/2008	Takahashi	.....	D14/385
D593,971	S	*	6/2009	Kim	.....	D14/125
D594,002	S	*	6/2009	Kettula	.....	D14/240
D638,385	S	*	5/2011	Wong	.....	D14/125
D670,681	S	*	11/2012	Chang	.....	D14/358
D743,395	S	*	11/2015	Chen	.....	D14/385
D766,866	S	*	9/2016	Cho	.....	D14/432
D794,028	S	*	8/2017	Lin	.....	D14/433
D822,021	S	*	7/2018	Huff	.....	D14/385
D847,813	S	*	5/2019	Jun	.....	D14/356
D848,418	S	*	5/2019	Jun	.....	D14/348
D848,419	S	*	5/2019	Jun	.....	D14/348
D877,140	S	*	3/2020	Little	.....	D14/314
D887,448	S	*	6/2020	Thompson	.....	D14/496
D906,302	S	*	12/2020	Yu	.....	D14/358
D909,966	S	*	2/2021	Liao	.....	D13/108
D911,275	S	*	2/2021	Chen	.....	D13/108
D911,952	S	*	3/2021	Yin	.....	D13/108
2006/0152899	A1	*	7/2006	Wang	.....	G06F 1/1632 361/679.32

\* cited by examiner




FIG. 1

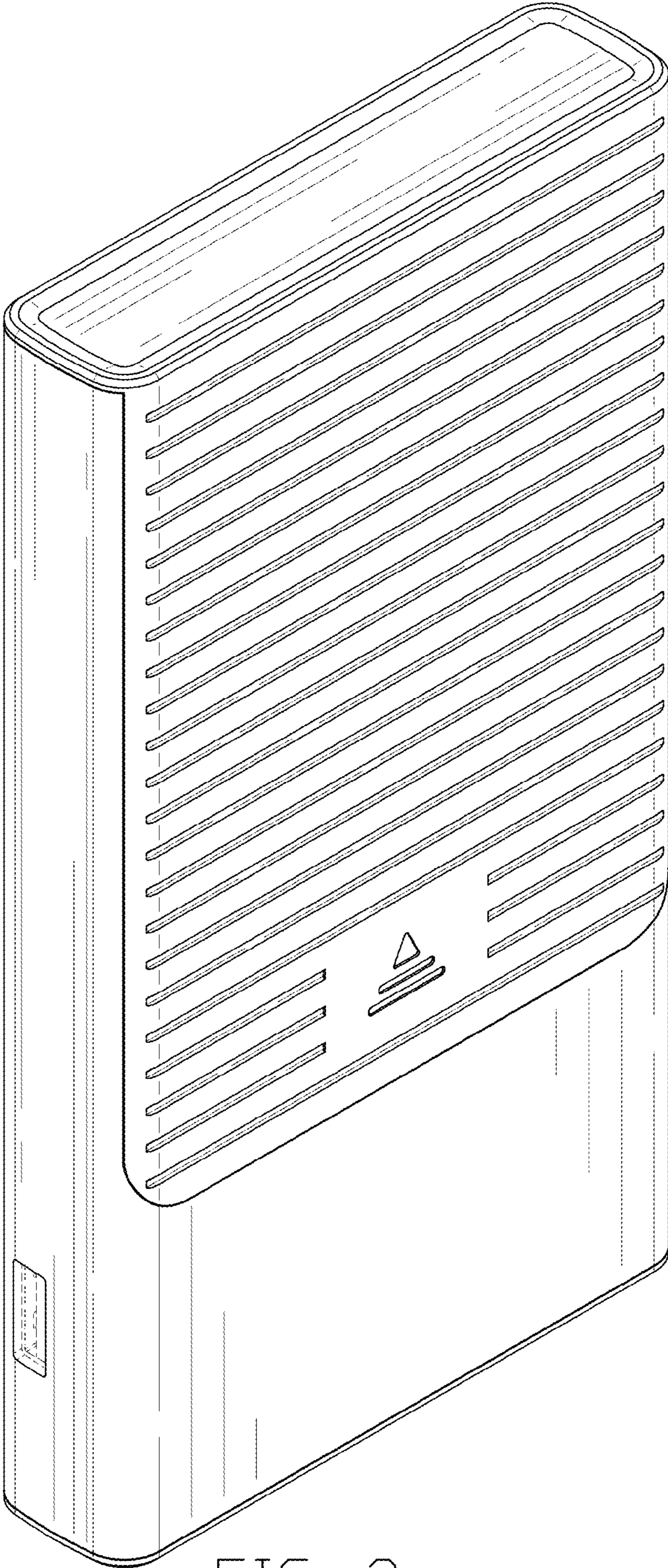


FIG. 2




FIG. 3

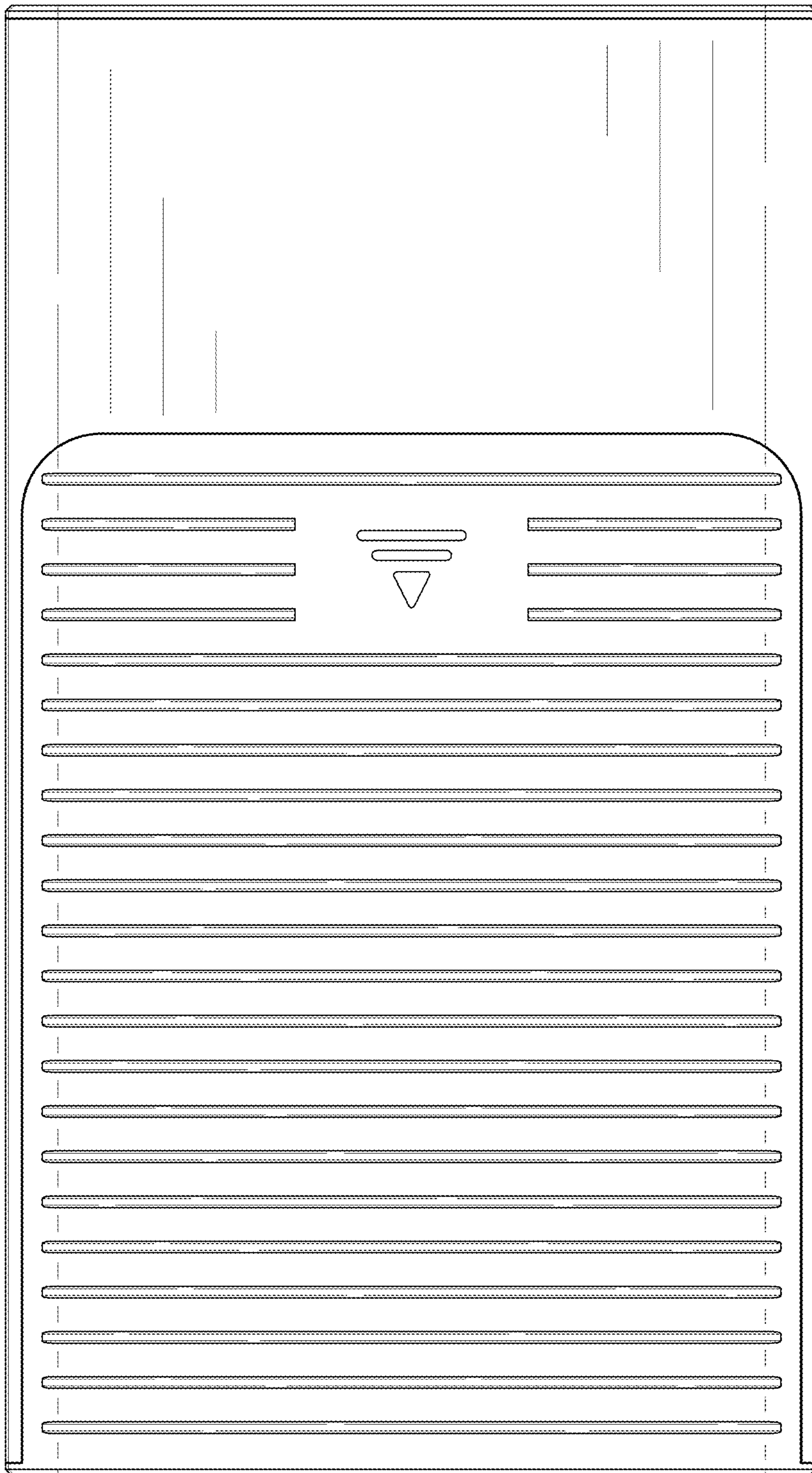


FIG. 4

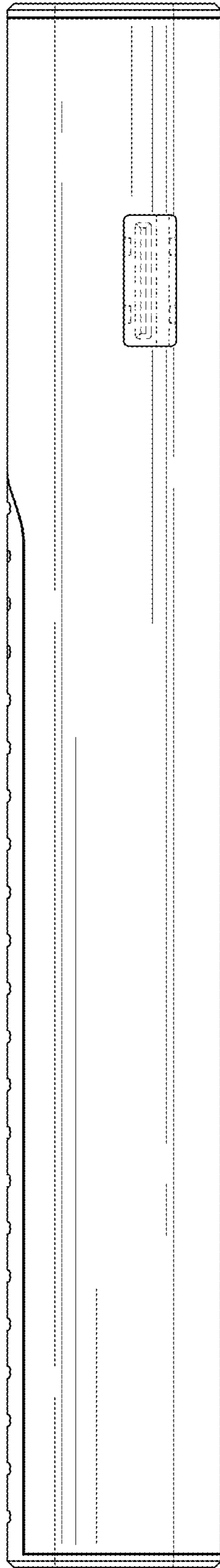


FIG. 5

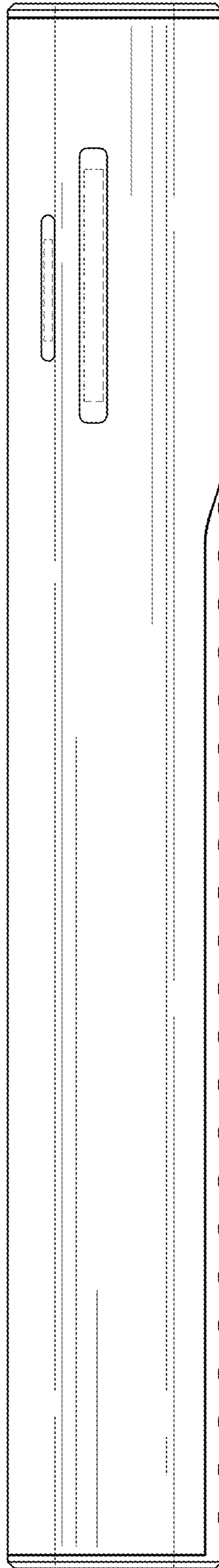


FIG. 6



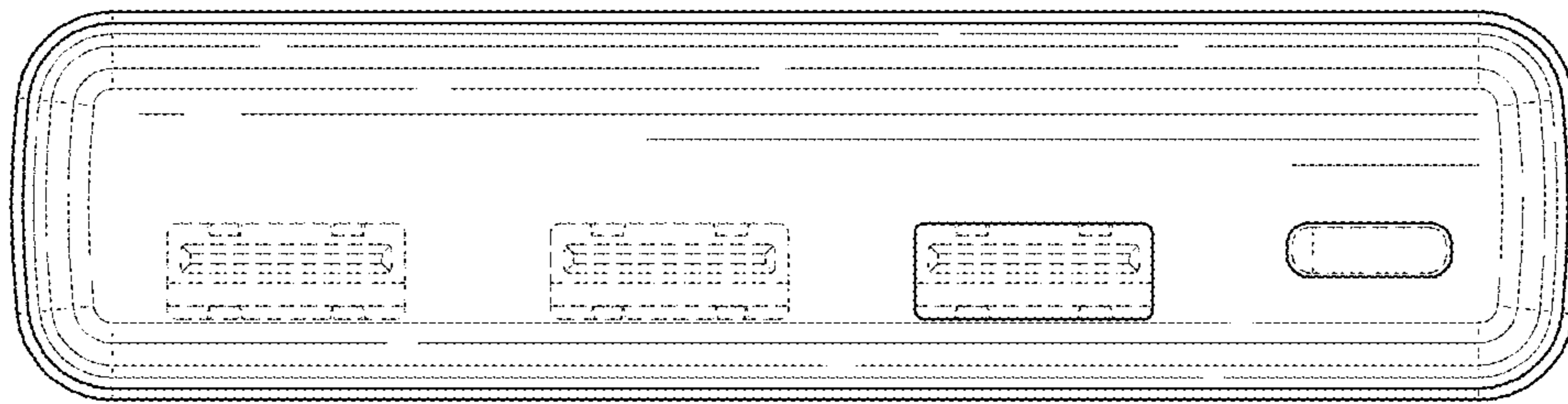


FIG. 7




FIG. 8