



US00D917472S

(12) **United States Design Patent**
Kwon et al.

(10) **Patent No.:** **US D917,472 S**
(45) **Date of Patent:** **** Apr. 27, 2021**

(54) **ELECTRONIC DEVICE FOR CHARGING,
DATA STORAGE, OR DATA TRANSFER**

(71) Applicant: **Western Digital Technologies, Inc.,**
San Jose, CA (US)

(72) Inventors: **Minsung Kwon**, Palo Alto, CA (US);
Alfonso Calderon, Redwood City, CA
(US); **Adam Kaufman**, San Jose, CA
(US)

(73) Assignee: **Western Digital Technologies, Inc.,**
San Jose, CA (US)

(**) Term: **15 Years**

(21) Appl. No.: **29/690,857**

(22) Filed: **May 10, 2019**

(30) **Foreign Application Priority Data**

May 10, 2019 (CN) 201930226627.2

(51) **LOC (13) Cl.** **14-02**

(52) **U.S. Cl.**
USPC **D14/348**; D14/363; D14/356; D13/108

(58) **Field of Classification Search**
USPC D14/348-370, 383-385, 432, 433, 435,
D14/436, 474, 480, 440, 498, 500, 502,
(Continued)

(56) **References Cited**

U.S. PATENT DOCUMENTS

D520,448 S * 5/2006 Lodato D13/110
D524,665 S * 7/2006 Taisto D10/65
(Continued)

Primary Examiner — Marie D. Fast Horse

(74) *Attorney, Agent, or Firm* — Brinks Gilson & Lione

(57) **CLAIM**

The ornamental design for an electronic device for charging, data storage, or data transfer, as shown and described.

DESCRIPTION

FIG. 1 is a front, first side, and top isometric view of a first embodiment of an electronic device for charging, data storage, or data transfer embodying the new design;

FIG. 2 is a front view thereof;

FIG. 3 is a rear view thereof;

FIG. 4 is a first side view thereof;

FIG. 5 is a second side view thereof;

FIG. 6 is a top view thereof;

FIG. 7 is a bottom view thereof;

FIG. 8 is a first cross-section view thereof along lines 8-8 in FIG. 6; and

FIG. 9 is a second cross-section view thereof along lines 9-9 in FIG. 6

FIG. 10 is a front, first side, and top isometric view of a second embodiment of an electronic device for charging, data storage, or data transfer embodying the new design;

FIG. 11 is a front view thereof;

FIG. 12 is a rear view thereof;

FIG. 13 is a first side view thereof;

FIG. 14 is a second side view thereof;

FIG. 15 is a top view thereof;

FIG. 16 is a bottom view thereof;

FIG. 17 is a first cross-section view thereof along lines 17-17 in FIG. 15; and,

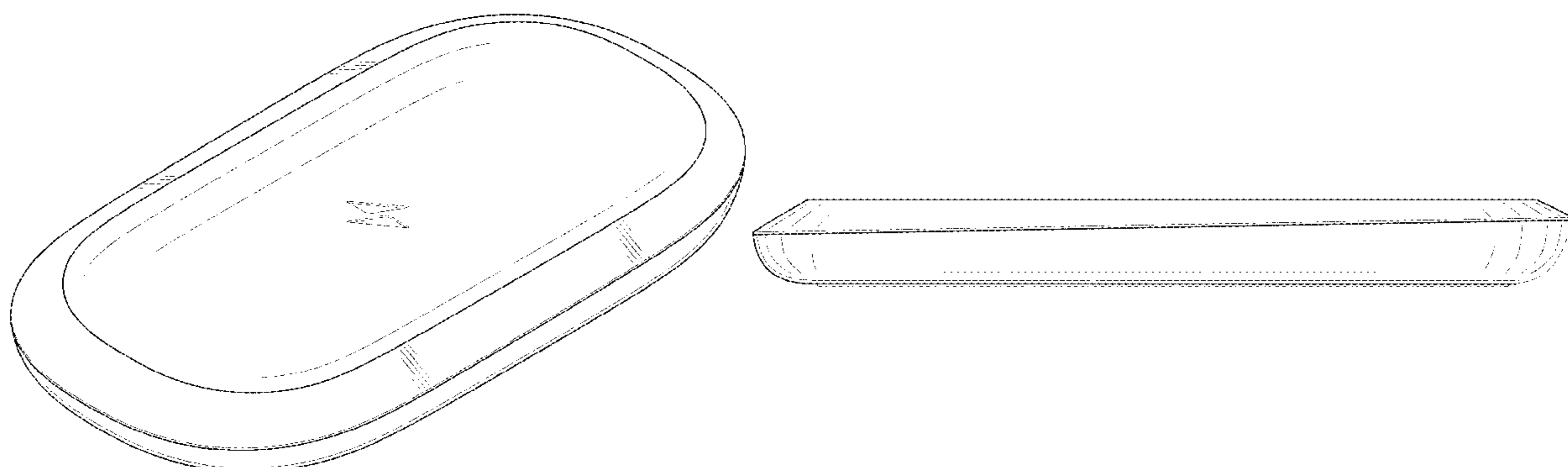
FIG. 18 is a second cross-section view thereof along lines 18-18 in FIG. 15.

The broken lines in the drawings depict portions of the electronic device for charging, data storage, or data transfer that form no part of the claimed design.

The fine shade lines indicate the character and contour of the surfaces represented, not to be confused with surface ornamentation.

In the second embodiment, the stippled top portion of the electronic device for charging, data storage, or data transfer depicts a contrast in appearance.

1 Claim, 18 Drawing Sheets



(58) **Field of Classification Search**

USPC D14/300–302, 314, 125, 135, 155, 496,
 D14/240–242, 299, 203.1, 203.3, 214;
 D13/103, 107, 108, 110, 119, 158, 162,
 D13/184, 199, 168; D3/276, 294;
 D10/46, 49, 75, 104.1
 CPC ... G11B 33/027; G11B 33/122; G11B 33/124;
 G11B 33/00; G11B 33/02; G11B 33/022;
 G11B 33/025; G11B 2220/60; G11B
 2220/61; G11B 2220/63; G11B 2220/65;
 H05K 5/00; H05K 5/0213; H05K 7/00;
 H05K 7/1427

See application file for complete search history.

(56) **References Cited**

U.S. PATENT DOCUMENTS

D532,786 S * 11/2006 Iseki D14/365
 D553,355 S * 10/2007 Mosteller D3/247
 D577,721 S * 9/2008 O’Neil D14/358
 D578,960 S * 10/2008 Fisher D13/108
 D587,267 S * 2/2009 Wang D14/356
 D605,643 S * 12/2009 Landry D14/240
 D606,037 S * 12/2009 Christopher D14/138 AD
 D626,952 S * 11/2010 Ding D14/242
 D627,343 S * 11/2010 Andre D14/341
 D629,399 S * 12/2010 Camarena D14/356
 D641,327 S * 7/2011 Falakfarsa D14/125

D641,362 S * 7/2011 Dublin D14/356
 D641,363 S * 7/2011 Dublin D14/356
 D641,364 S * 7/2011 McParland D14/356
 D656,980 S * 4/2012 Liao D16/235
 D659,690 S * 5/2012 Huang D14/240
 D664,143 S * 7/2012 Chaturvedi D14/358
 D674,786 S * 1/2013 Park D14/240
 D683,251 S * 5/2013 Dumas D10/104.2
 D686,153 S * 7/2013 Qu D13/103
 D740,809 S * 10/2015 Kwon D14/365
 D758,366 S * 6/2016 Peng D14/363
 D760,223 S * 6/2016 Peng D14/363
 D766,214 S * 9/2016 Mackiewicz D14/216
 D778,280 S * 2/2017 Vanderpol D14/363
 D803,191 S * 11/2017 Luo D14/216
 D807,318 S * 1/2018 Folkmann D14/149
 D819,592 S * 6/2018 Folkmann D14/149
 D825,558 S * 8/2018 Peng D14/367
 D826,916 S * 8/2018 Cho D14/240
 D831,657 S * 10/2018 Shim D14/435
 D848,417 S * 5/2019 Shim D14/356
 D856,298 S * 8/2019 Border D14/150
 D856,326 S * 8/2019 Shim D14/356
 D873,215 S * 1/2020 Wu D13/108
 D899,361 S * 10/2020 Lv D13/108
 D901,379 S * 11/2020 Choi D13/108
 D906,009 S * 12/2020 Entelis D6/574
 2004/0032711 A1 * 2/2004 Kaczeus, Sr. G11B 33/08
 361/679.33

* cited by examiner




FIG. 1




FIG. 2

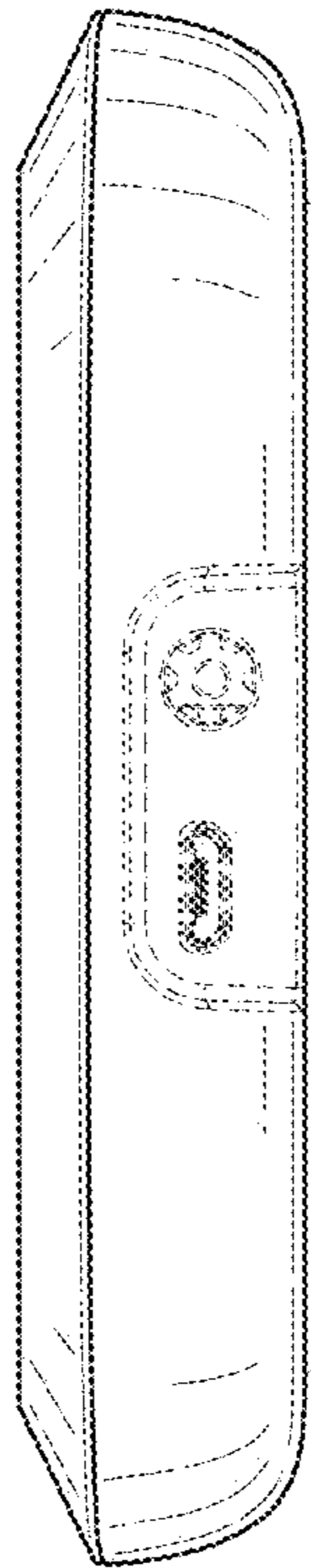


FIG. 3




FIG. 4




FIG. 5

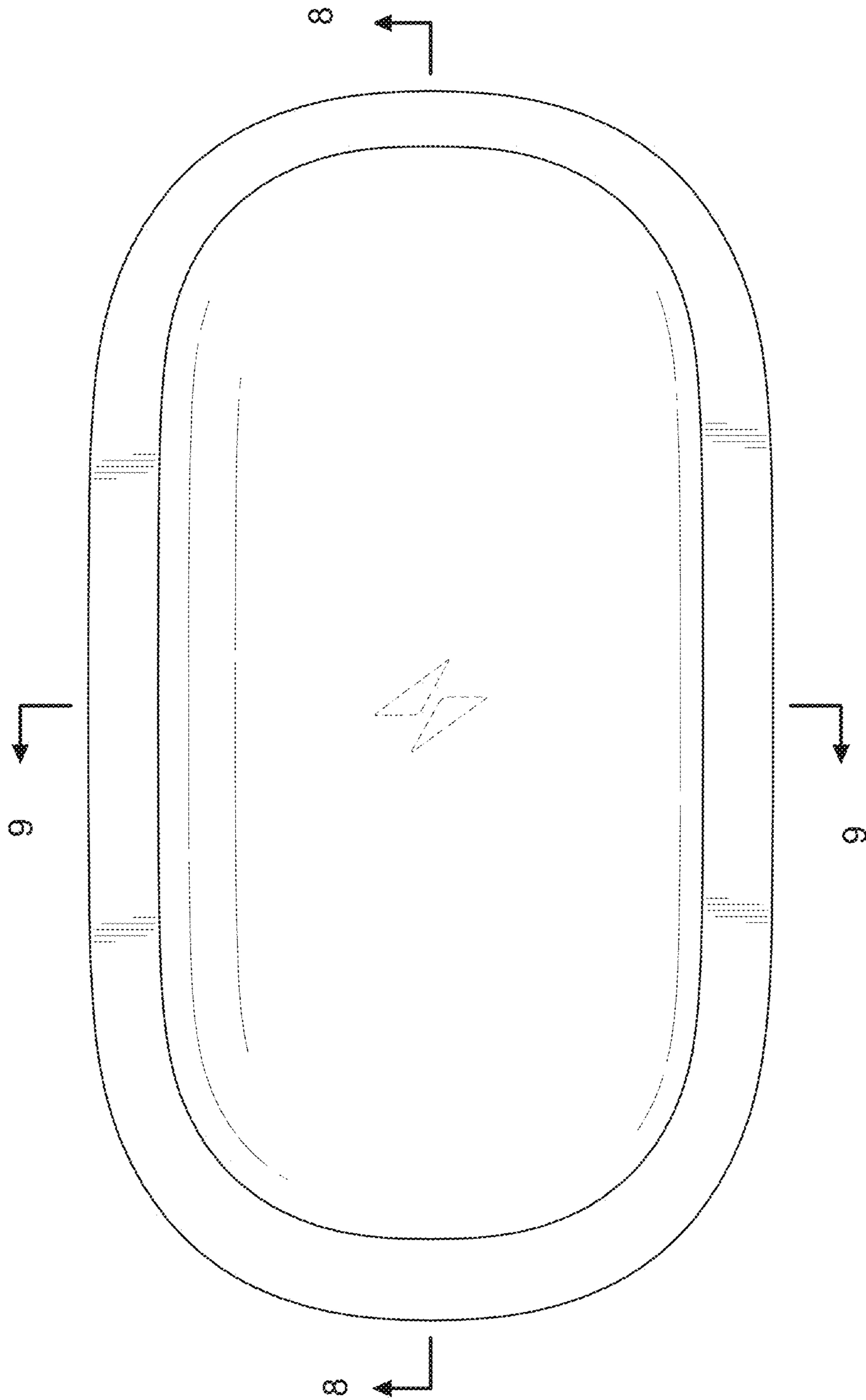


FIG. 6




FIG. 7

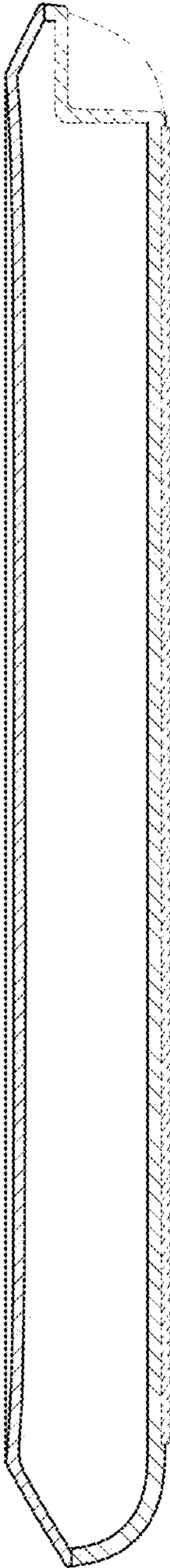


FIG. 8




FIG. 9

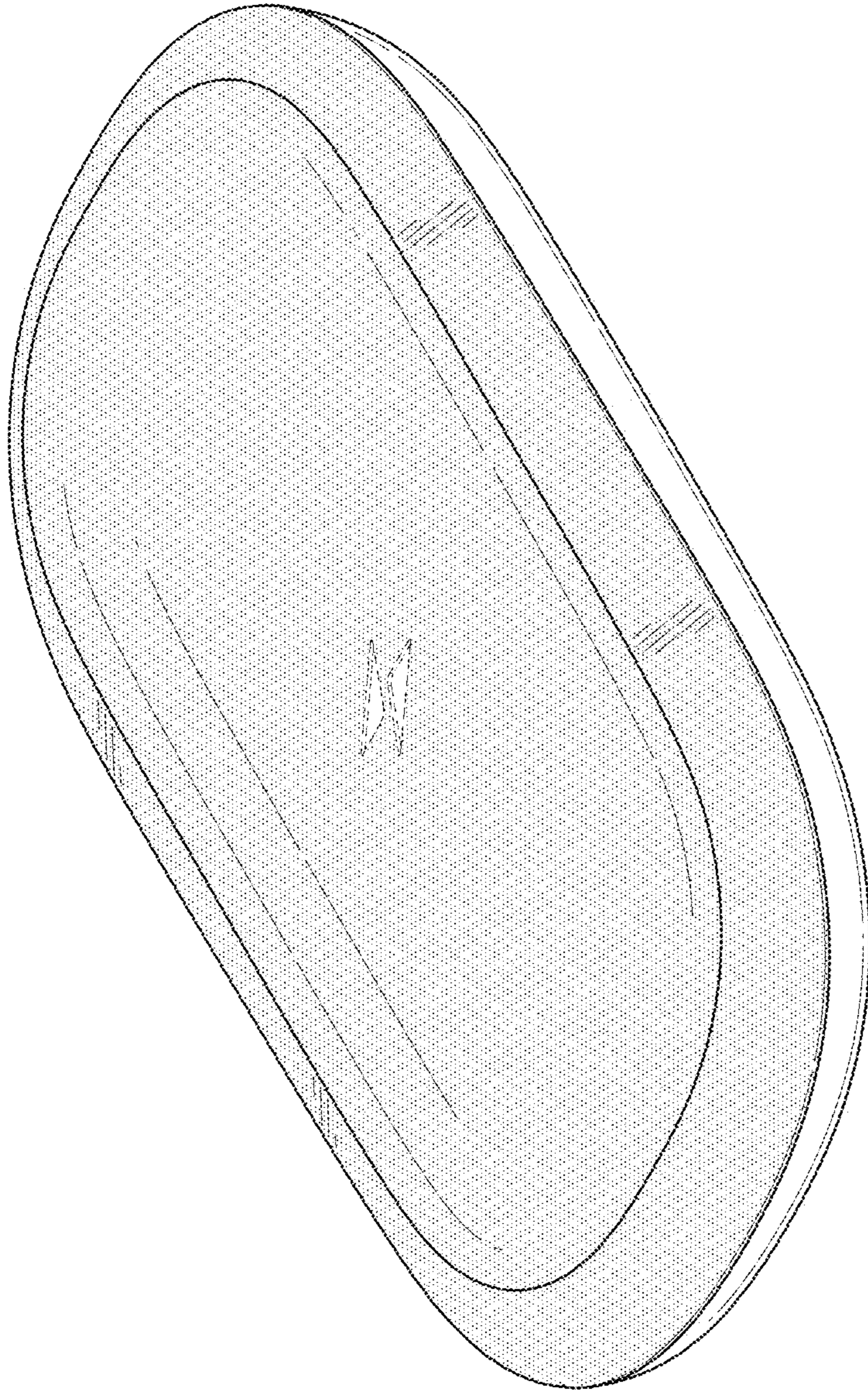


FIG. 10

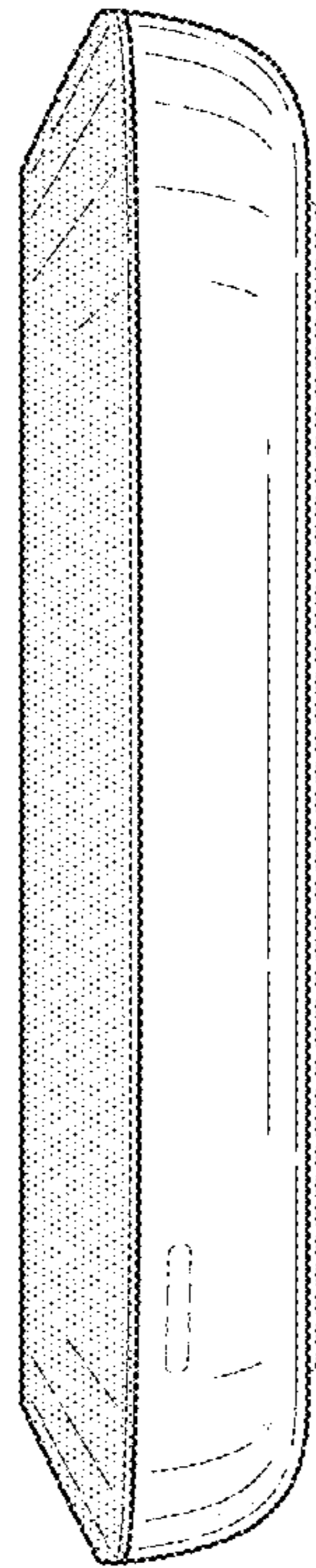


FIG. 11

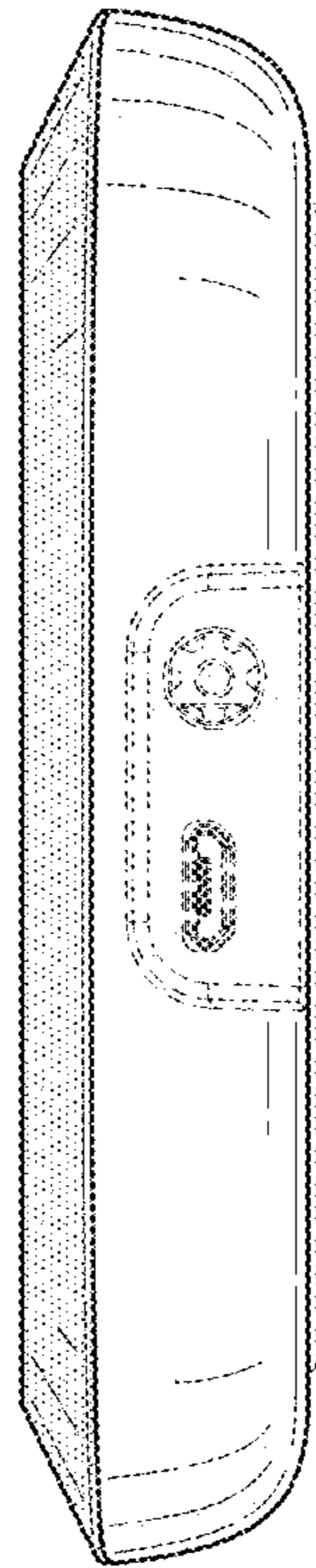


FIG. 12




FIG. 13

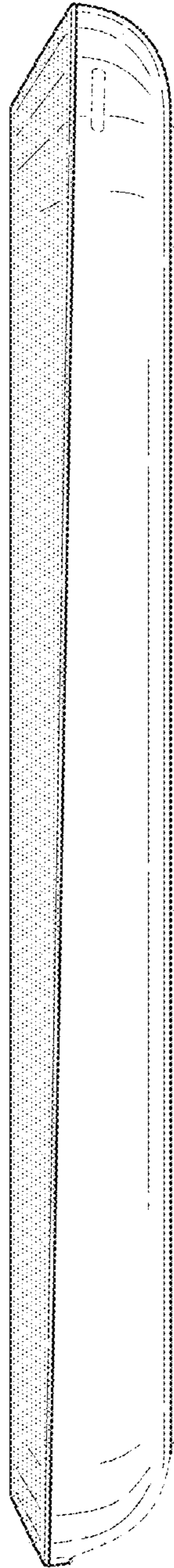


FIG. 14

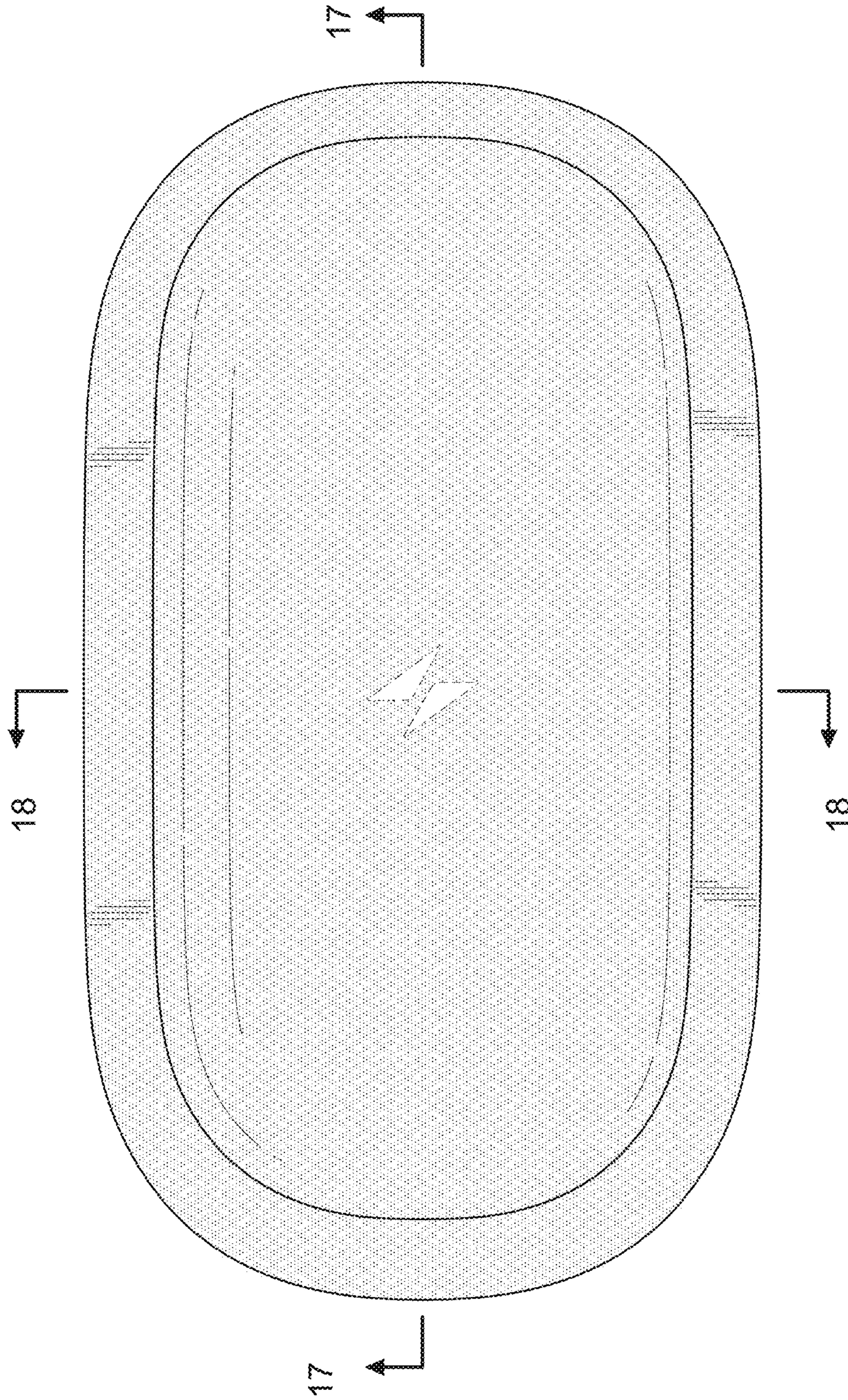


FIG. 15




FIG. 16

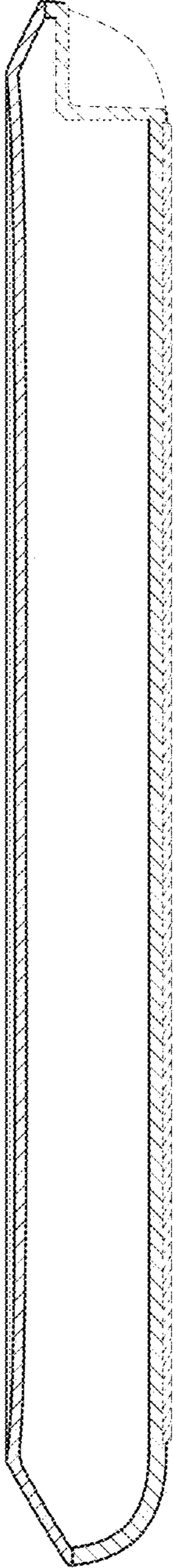


FIG. 17




FIG. 18