



US00D917447S

(12) **United States Design Patent** (10) **Patent No.:** **US D917,447 S**
Park et al. (45) **Date of Patent:** **** Apr. 27, 2021**

(54) **CASE FOR PORTABLE ELECTRONIC DEVICE**

(71) Applicant: **SAMSUNG ELECTRONICS CO., LTD.**, Suwon-si (KR)

(72) Inventors: **Seonkeun Park**, Suwon-si (KR);
Bumsoo Park, Suwon-si (KR);
Hyunkeun Son, Suwon-si (KR);
Yoonyoung Kim, Suwon-si (KR)

(73) Assignee: **SAMSUNG ELECTRONICS CO., LTD.**, Gyeonggi-do (KR)

(**) Term: **15 Years**

(21) Appl. No.: **29/714,632**

(22) Filed: **Nov. 25, 2019**

(30) **Foreign Application Priority Data**

Jun. 14, 2019 (KR) 30-2019-0028377

(51) **LOC (13) Cl.** **14-03**

(52) **U.S. Cl.**
USPC **D14/250**

(58) **Field of Classification Search**
USPC D14/217, 238.1, 240, 248, 250, 251–253,
D14/439, 440, 447; D13/107–108, 103,
D13/119; D3/201, 218, 247, 269, 273,
D3/301, 303

CPC H04B 1/3888; H04M 1/0283; H04M
1/0202; A45C 1/06; A45C 11/00; A45C
13/02; A45C 2011/002; A45F 2005/026;
A45F 2200/0525; A45F 2200/0516

See application file for complete search history.

(56) **References Cited**

U.S. PATENT DOCUMENTS

D582,405 S * 12/2008 Andre D3/299
D657,354 S * 4/2012 Kim D14/250

(Continued)

OTHER PUBLICATIONS

“Samsung EF-ZN970CBEGUS Galaxy Note10 Case, S-View Flip Cover [. . .]” [online]. Samsung. [Date first available Aug. 8, 2019]. Retrieved from the Internet: <<https://www.amazon.com/dp/B07V39725Q>>.*

(Continued)

Primary Examiner — Mojtaba Tehrani
(74) *Attorney, Agent, or Firm* — Cantor Colburn LLP

(57) **CLAIM**

The ornamental design for a case for portable electronic device, as shown and described.

DESCRIPTION

FIG. 1 is a front perspective view of a first embodiment of a case for portable electronic device, showing our new design;

FIG. 2 is a front view thereof;

FIG. 3 is a rear view thereof;

FIG. 4 is a left-side view thereof;

FIG. 5 is a right-side view thereof;

FIG. 6 is a top view thereof;

FIG. 7 is a bottom view thereof;

FIG. 8 is a rear perspective view thereof;

FIG. 9 is a front perspective view of a second embodiment of a case for portable electronic device, showing our new design;

FIG. 10 is a front view thereof;

FIG. 11 is a rear view thereof;

FIG. 12 is a left-side view thereof;

FIG. 13 is a right-side view thereof;

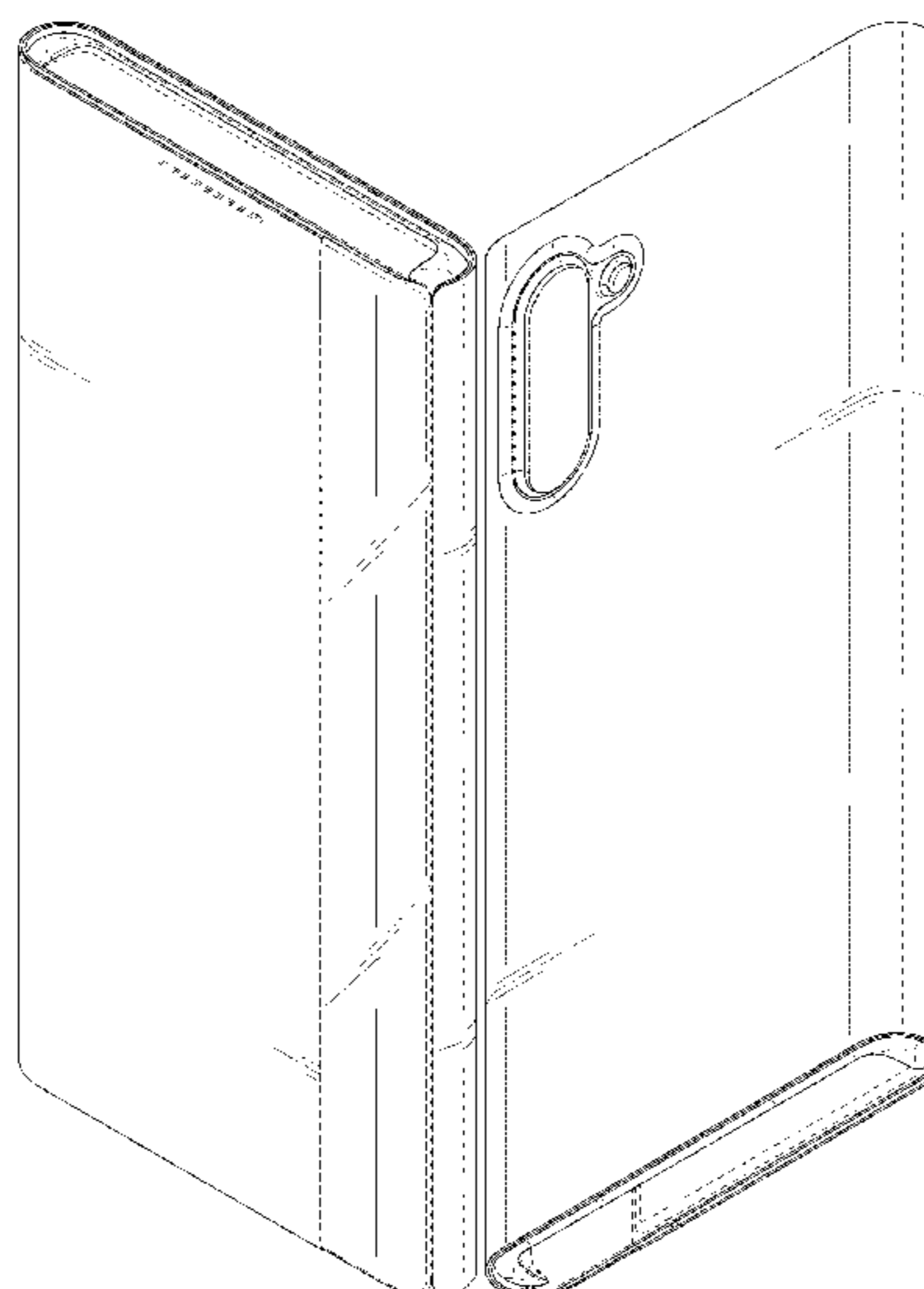
FIG. 14 is a top view thereof;

FIG. 15 is a bottom view thereof; and,

FIG. 16 is a rear perspective view thereof.

The broken lines in the figures depict portions of the case for portable electronic device that form no part of the claimed design.

1 Claim, 12 Drawing Sheets



(56)

References Cited

U.S. PATENT DOCUMENTS

D737,238 S * 8/2015 Lee D14/138 G
 D762,205 S * 7/2016 Dang D14/250
 D767,525 S * 9/2016 Byun D14/138 AB
 D774,496 S * 12/2016 Kim D14/250
 D777,159 S * 1/2017 Lee D14/250
 D781,278 S * 3/2017 Kim D14/250
 D791,114 S * 7/2017 Lee D14/250
 D791,758 S * 7/2017 Lee D14/250
 D794,008 S * 8/2017 Lee D14/250
 D794,009 S * 8/2017 Lee D14/250
 D805,064 S * 12/2017 Lee D14/250
 D809,497 S * 2/2018 Kim D14/250
 D819,007 S * 5/2018 Kim D14/250
 D840,394 S * 2/2019 Son D14/345
 D841,646 S * 2/2019 Son D14/345
 D855,990 S * 8/2019 Bennett D3/301
 D859,389 S * 9/2019 Kim D14/250
 D867,348 S * 11/2019 Kim D14/248
 D872,722 S * 1/2020 Zhou D14/250
 D878,752 S * 3/2020 Dietrich D3/247

10,599,321 B2 * 3/2020 Kwon G06F 1/1626
 D896,210 S * 9/2020 Son D14/250
 D896,211 S * 9/2020 Cho D14/250
 D898,727 S * 10/2020 Ahn D14/250
 D901,478 S * 11/2020 Yoon D14/250
 2012/0085679 A1 * 4/2012 Kim A45C 3/001
 2013/0178248 A1 * 7/2013 Kim H04M 1/0268
 2014/0185206 A1 * 7/2014 Kim H05K 5/0017
 2015/0141095 A1 * 5/2015 Kim H04M 1/0202
 2019/0380461 A1 * 12/2019 Fathollahi A45C 11/00

OTHER PUBLICATIONS

“Samsung Galaxy Note10+ Case, LED Wallet Cover [. . .]”
 [online]. Samsung. [Date first available Aug. 8, 2019]. Retrieved
 from the Internet: <<https://www.amazon.com/dp/B07V5D2ZZ3>>.*

* cited by examiner

FIG. 1




FIG. 2




FIG. 3




FIG. 4

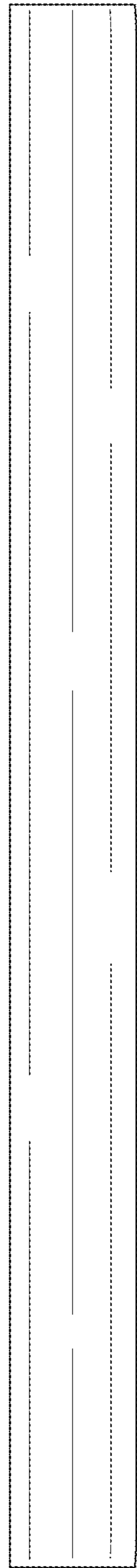


FIG. 5




FIG. 6




FIG. 7




FIG. 8

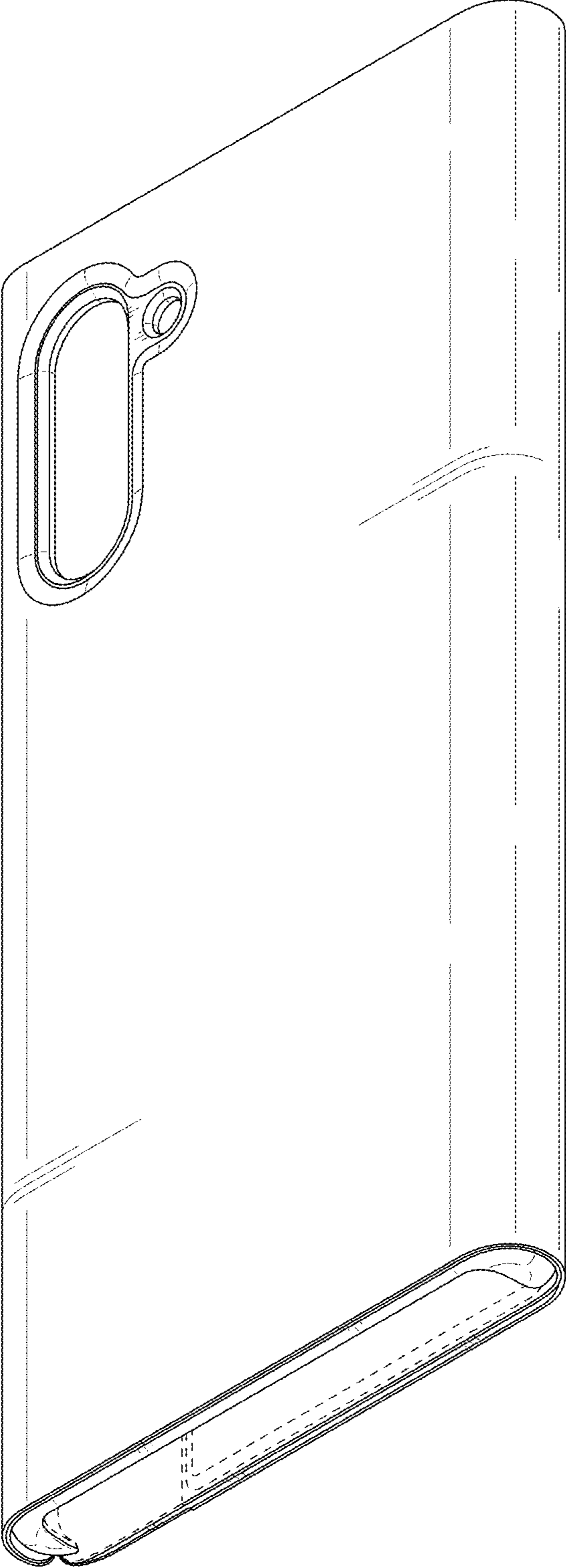


FIG. 9




FIG. 10




FIG. 11




FIG. 12




FIG. 13




FIG. 14




FIG. 15



FIG. 16

