



US00D917418S

(12) **United States Design Patent**
Irby et al.

(10) **Patent No.:** **US D917,418 S**

(45) **Date of Patent:** **** Apr. 27, 2021**

(54) **LOUDSPEAKER ENCLOSURE**

- (71) Applicant: **Stillwater Designs and Audio, Inc.**,
Stillwater, OK (US)
- (72) Inventors: **Steven M. Irby**, Stillwater, OK (US);
Aaron L. Surratt, Stillwater, OK (US);
Daniel S. Barkil, Stillwater, OK (US)
- (73) Assignee: **Stillwater Designs and Audio, Inc.**,
Stillwater, OK (US)

(**) Term: **15 Years**

(21) Appl. No.: **29/686,032**

(22) Filed: **Apr. 2, 2019**

(51) **LOC (13) Cl.** **14-01**

(52) **U.S. Cl.**
USPC **D14/204**

(58) **Field of Classification Search**
USPC D14/170–172, 188, 203.1, 203.3, 204,
D14/348

CPC . H04R 1/02; H04R 1/023; H04R 5/02; H04R
7/00; H04R 7/02; H04R 9/06; H04R
2400/00

See application file for complete search history.

(56) **References Cited**

U.S. PATENT DOCUMENTS

D305,333 S	1/1990	Irby
D307,015 S	4/1990	Irby
D355,193 S	2/1995	Irby

(Continued)

FOREIGN PATENT DOCUMENTS

AU	773216 B2	9/2004
AU	2004205159	8/2006

(Continued)

OTHER PUBLICATIONS

JL Audio, Inc., “JI Audio CP110-W0v3 BassWedge™ slot-ported enclosure with one 10” W0v3 subwoofer” [online] webpage retrieved from https://www.crutchfield.com/p_136110W0V3/JL-Audio-CP110-W0v3.html, Crutchfield Corporation, Charlottesville, VA, USA. The first publication date of this reference is unknown. This document was published prior to the effective filing date, namely, Apr. 2, 2019, and prior to any foreign priority date of the present application. [retrieved on Apr. 10, 2019].

(Continued)

Primary Examiner — Janice Patyk

(74) *Attorney, Agent, or Firm* — Mary M Lee

(57) **CLAIM**

The ornamental design for a loudspeaker enclosure, as shown and described.

DESCRIPTION

FIG. 1 is a top front perspective view of a loudspeaker enclosure showing our new design.

FIG. 2 is a bottom rear perspective view of the loudspeaker enclosure shown in FIG. 1.

FIG. 3 is a bottom front perspective view of the loudspeaker enclosure shown in FIG. 1.

FIG. 4 is a front elevational view of the loudspeaker enclosure shown in FIG. 1.

FIG. 5 is a rear elevational view of the loudspeaker enclosure shown in FIG. 1.

FIG. 6 is a left side elevational view of the loudspeaker enclosure shown in FIG. 1.

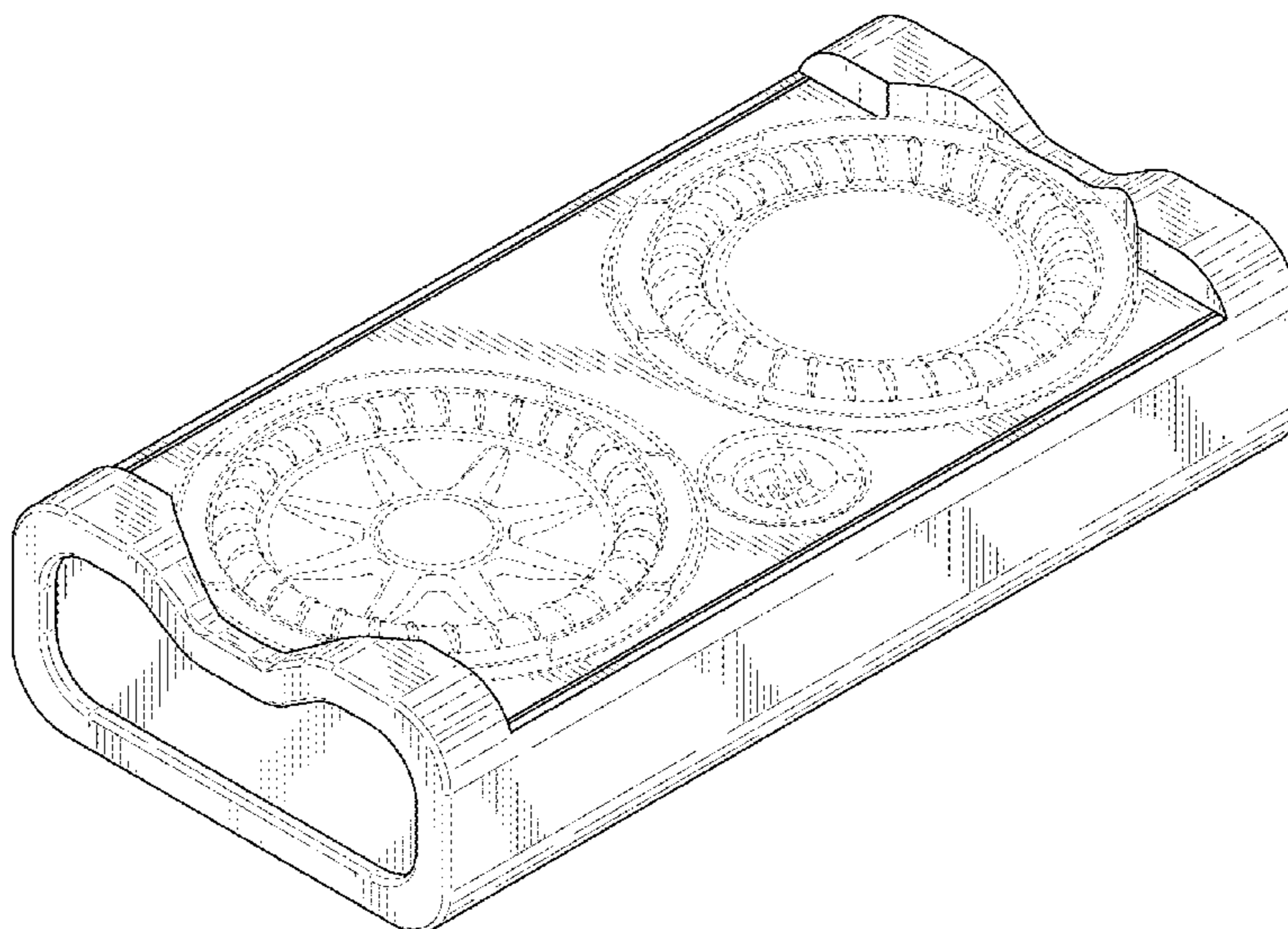
FIG. 7 is a right side elevational view of the loudspeaker enclosure shown in FIG. 1.

FIG. 8 is a top plan view of the loudspeaker enclosure shown in FIG. 1; and,

FIG. 9 is a bottom view of the loudspeaker enclosure shown in FIG. 1.

The broken lines in the figures illustrate the portions of the design that form no part of the claimed design.

1 Claim, 6 Drawing Sheets



(56)

References Cited

U.S. PATENT DOCUMENTS

D449,293	S	10/2001	Irby et al.	
D456,386	S	4/2002	Irby et al.	
D473,216	S	4/2003	Irby et al.	
6,611,604	B1	8/2003	Irby et al.	
6,731,773	B1	5/2004	Bergbower et al.	
6,968,069	B1	11/2005	Zhao	
D553,611	S *	10/2007	Gan	D14/168
D556,188	S *	11/2007	Ang	D14/214
D592,186	S *	5/2009	Cho	D14/214
7,916,890	B2	3/2011	Irby et al.	
3,023,688	A1	9/2011	Irby et al.	
D703,182	S *	4/2014	McManigal	D14/198
D737,244	S *	8/2015	Kim	D14/214
D754,094	S *	4/2016	Cho	D14/188
D762,188	S *	7/2016	Cho	D14/188
D783,577	S	4/2017	Ambrose et al.	
D792,372	S *	7/2017	Kim	D14/204
D798,837	S	10/2017	Surratt et al.	
D807,326	S	1/2018	Justis	
D812,591	S *	3/2018	Hu	D14/214
D820,815	S	6/2018	Justis	
2003/0194104	A1	10/2003	Irby et al.	
2008/0075318	A1	3/2008	Zhao	
2008/0118098	A1	5/2008	Irby et al.	

FOREIGN PATENT DOCUMENTS

CA	2387939	9/2006
CN	101257733	8/2012
EP	1222839	7/2012
ID	018046	9/2006
KR	554818	2/2006
MX	227315	4/2005
MY	125083	7/2006
SG	87643	5/2005
TH	048559	3/2016
TW	498700	12/2002
WO	0131975 A2	5/2001

OTHER PUBLICATIONS

Stillwater Designs and Audio, Inc., "Dual 12" L7R 2-Ohm Enclosure," [online] webpage retrieved from <https://www.kicker.com/solo-baric-17r-12-dual-subwoofer-box>, Stillwater Designs and Audio, Inc., Stillwater, OK, USA. The first publication date of this reference is unknown. This document was published prior to the effective filing date, namely, Apr. 2, 2019, and prior to any foreign priority date of the present application. [retrieved on Apr. 10, 2019].

Stillwater Designs And Audio, Inc., "12" CompRT 2 Ohm Enclosure," [online] webpage retrieved from <https://www.kicker.com/12-comprrt-subwoofer-box-2-ohm>, Stillwater Designs and Audio, Inc., Stillwater, OK, USA. The first publication date of this reference is unknown. This document was published prior to the effective filing date, namely, Apr. 2, 2019, and prior to any foreign priority date of the present application. [retrieved on Apr. 10, 2019].

Stillwater Designs And Audio, Inc., "12" CompR Enclosure," [online] webpage retrieved from <https://www.kicker.com/12-comprr-subwoofer-box>, Stillwater Designs and Audio, Inc., Stillwater, OK, USA. The first publication date of this reference is unknown. This document was published prior to the effective filing date, namely, Apr. 2, 2019, and prior to any foreign priority date of the present application. [retrieved on Apr. 10, 2019].

JVCKenwood USA CORP., "Kenwood Excelon P-XRW1002DB Reference Series down-firing sealed enclosure with one 10" subwoofer," [online] webpage retrieved from https://www.crutchfield.com/p_113PX1002D/Kenwood-Excelon-P-XRW1002DB.html?awcr=77034615444872&awdv=c&awkw=kenwood+excelon+p-xrw1002Db&awmt=e&awnw=p&awat=&awug=61984, Crutchfield Corp., Charlottesville, VA, USA. First publication date unknown. This was pub'd prior to the eff. filing date (Apr. 2, 2019) and prior to any foreign priority date of present appl. [retrieved Apr. 10, 2019].

Pioneer Kabushiki Kaisha, "Pioneer TS-SWX3002 1500W Max (400W RM3) 12" Shallow Mount Subwoofer in Sealed Enclosure" [online] webpage retrieved from https://www.sonicelectronix.com/item_116911_Pioneer-TS-SWX3002.html, Sonic Electronix, Louisville, KY, USA. First pub'n date unknown. This document was published prior to the eff. filing date (Apr. 2, 2019) and prior to any foreign priority date of the present appl. [retrieved Apr. 10, 2019].

* cited by examiner

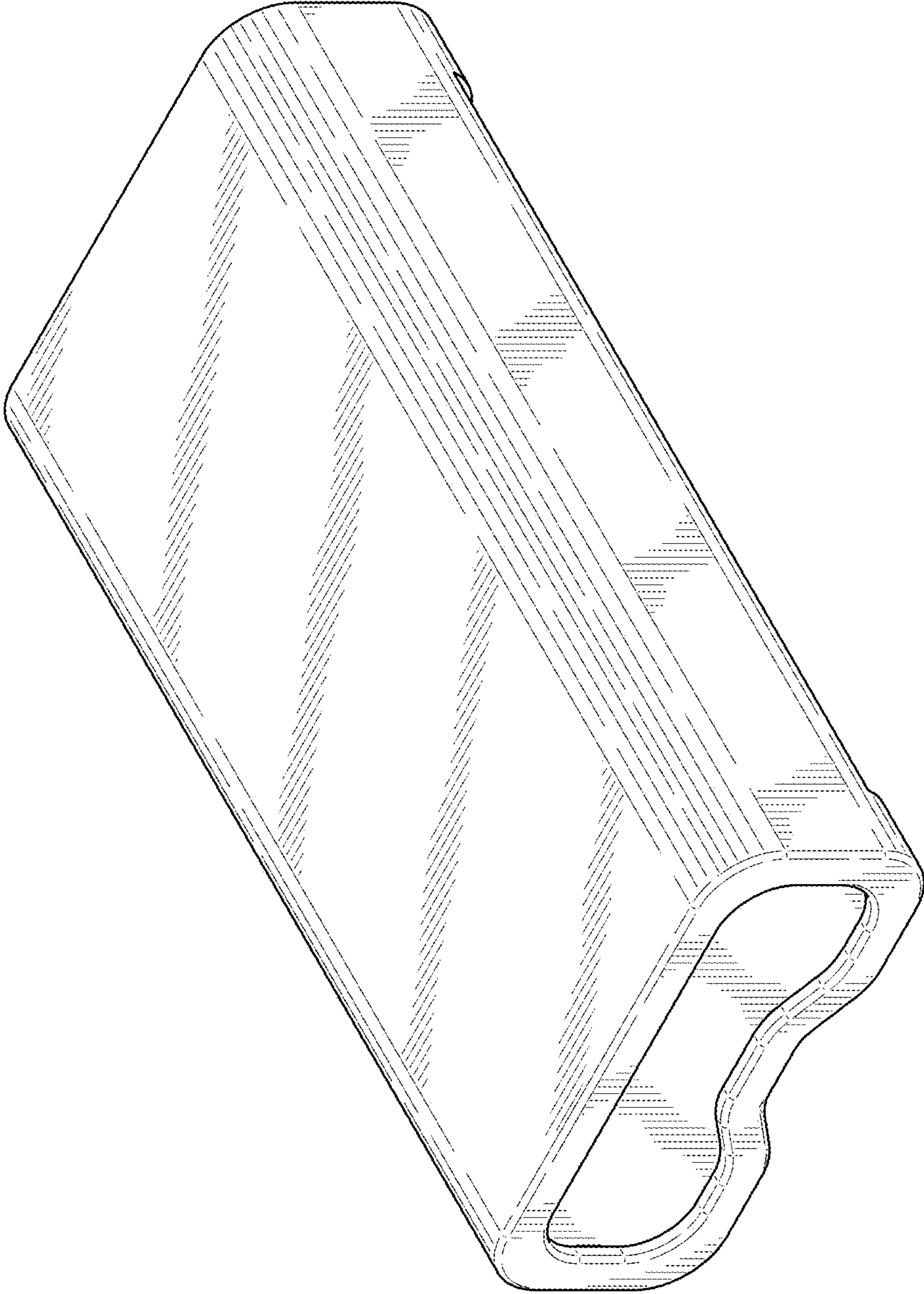


FIG. 1

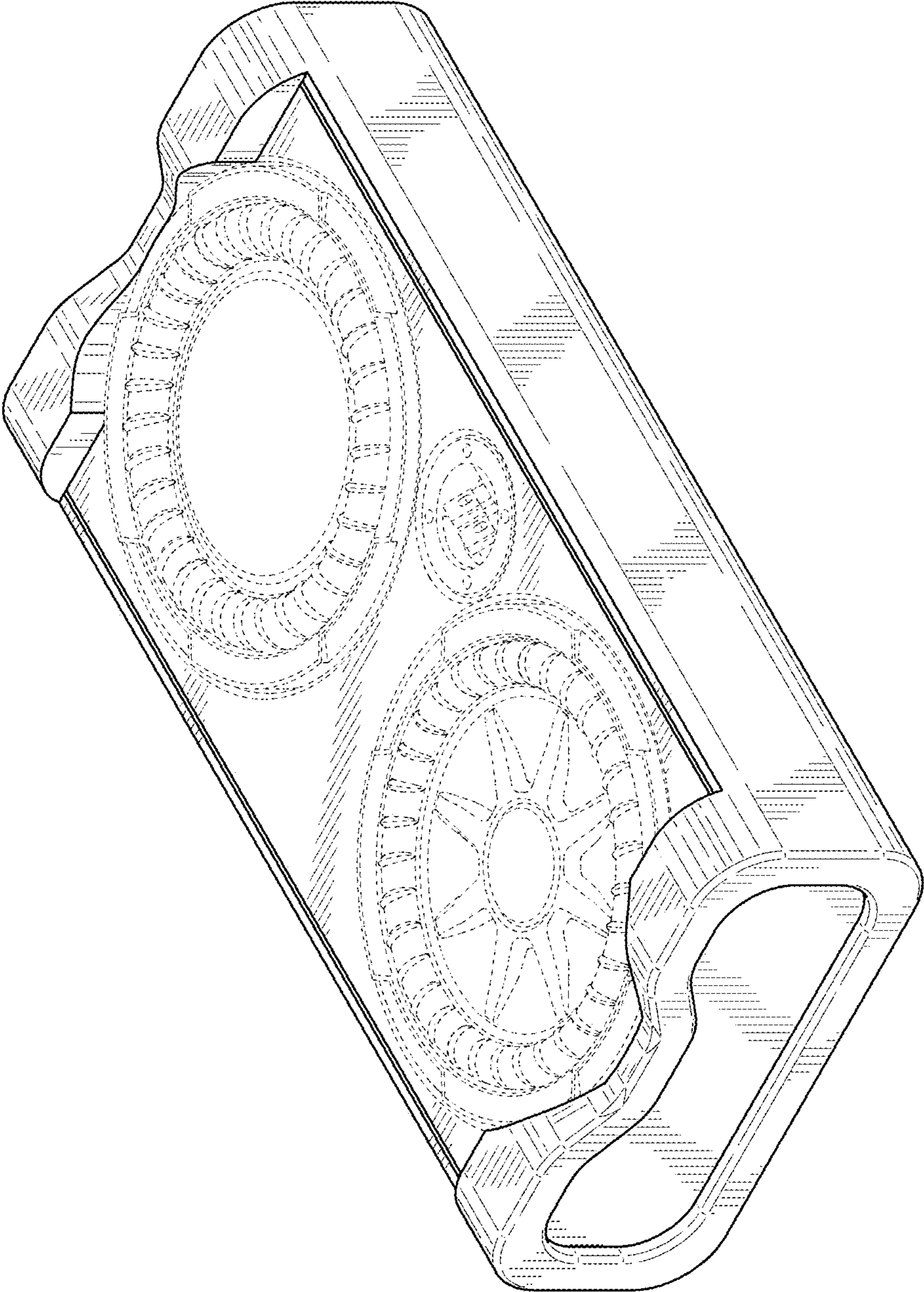


FIG. 2

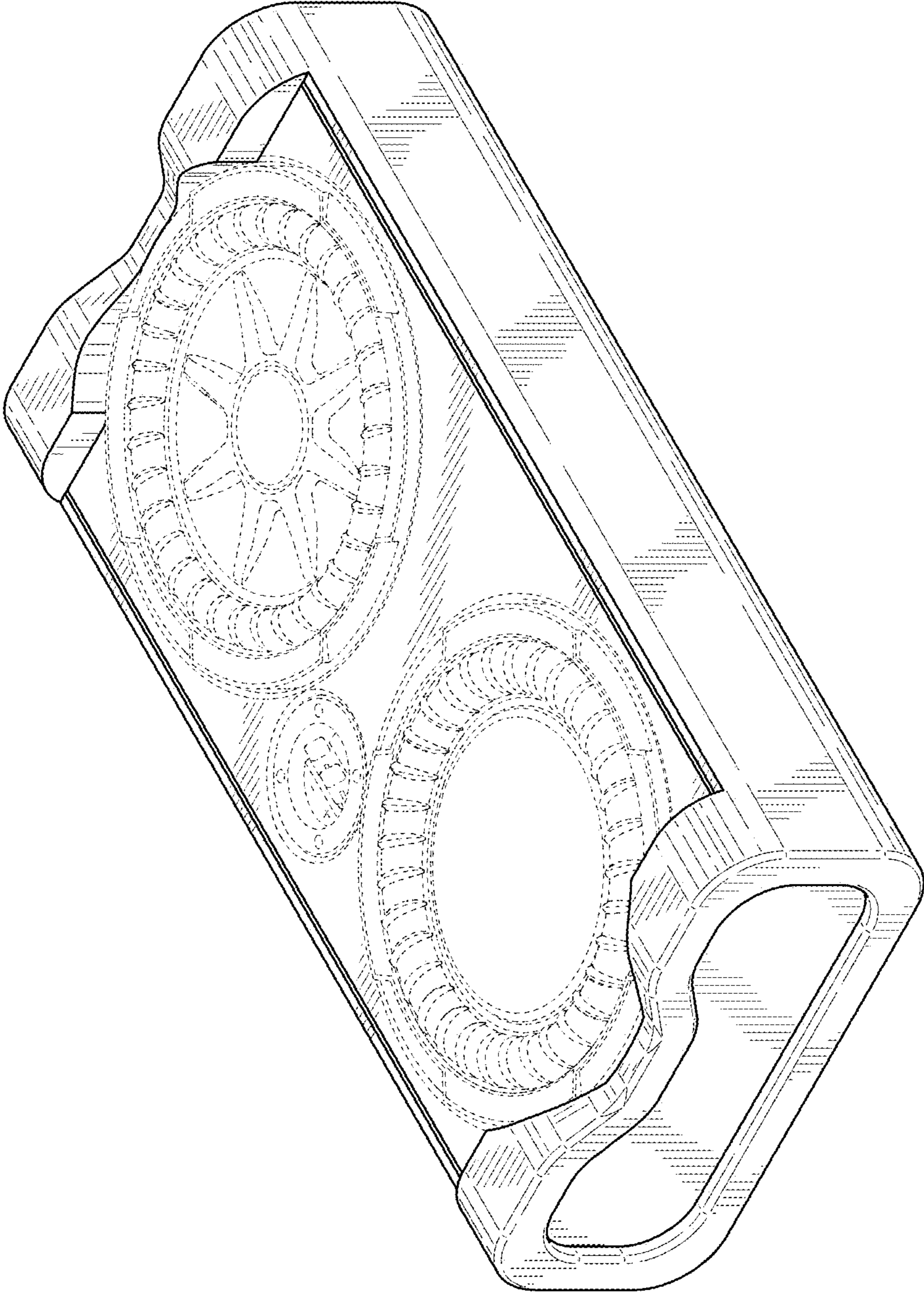


FIG. 3

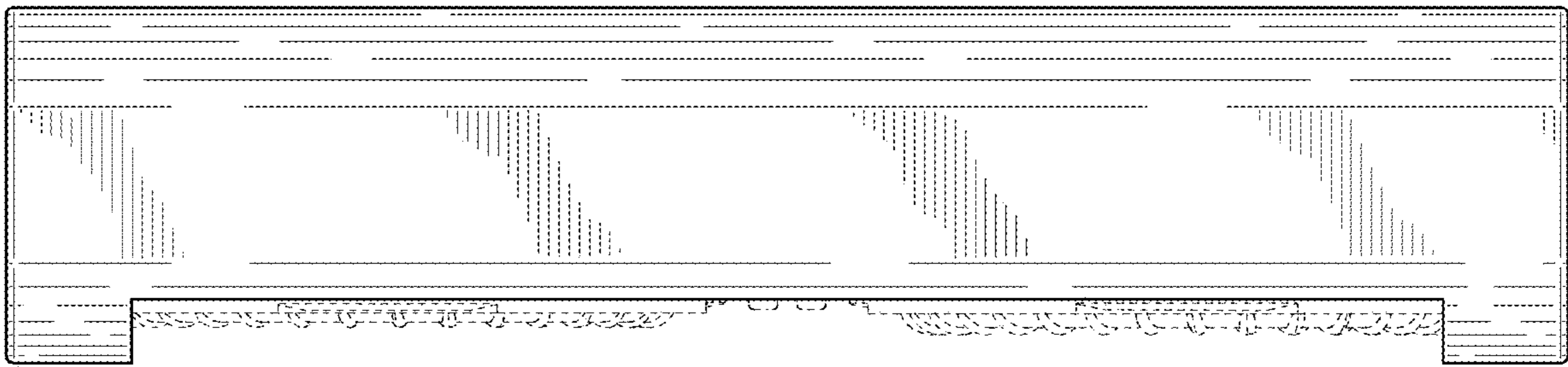


FIG. 4




FIG. 5

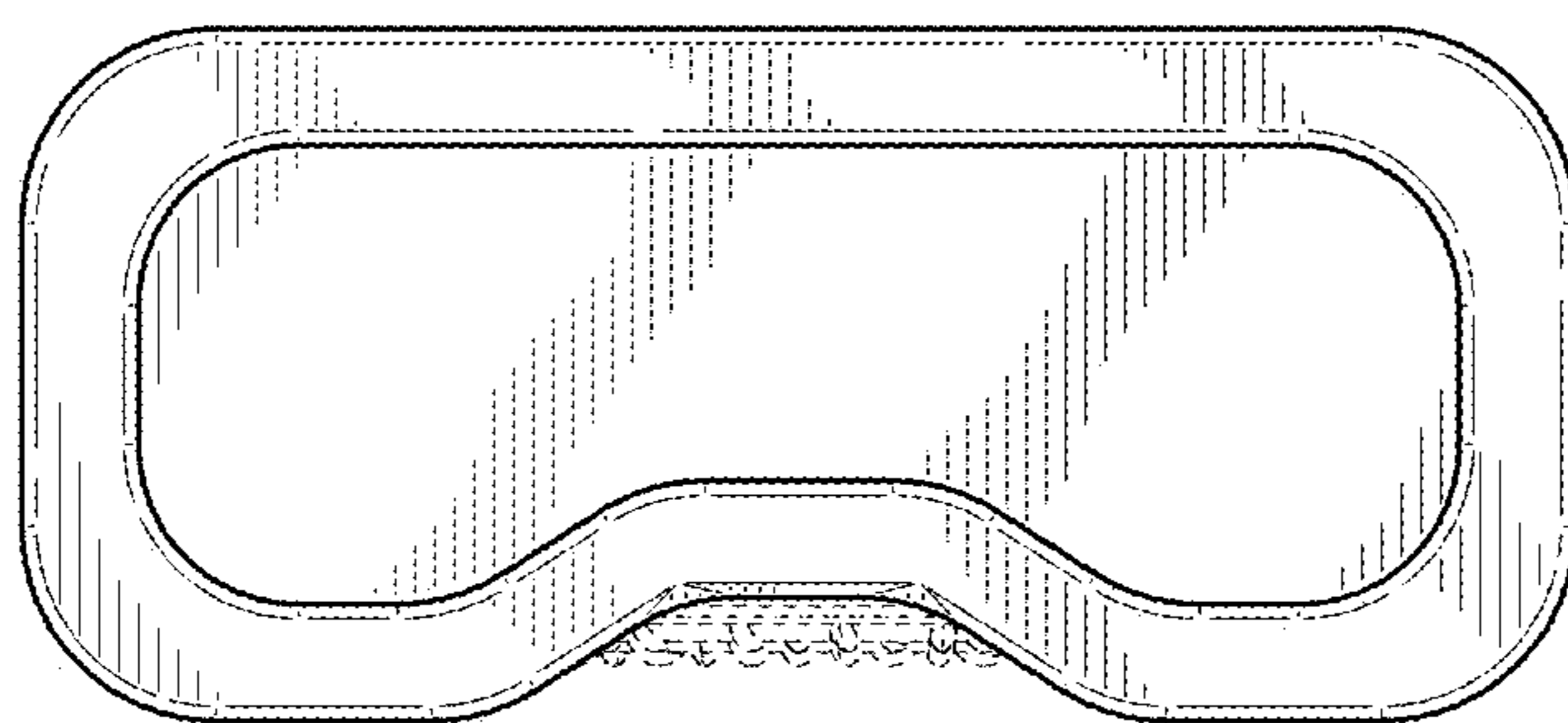


FIG. 6

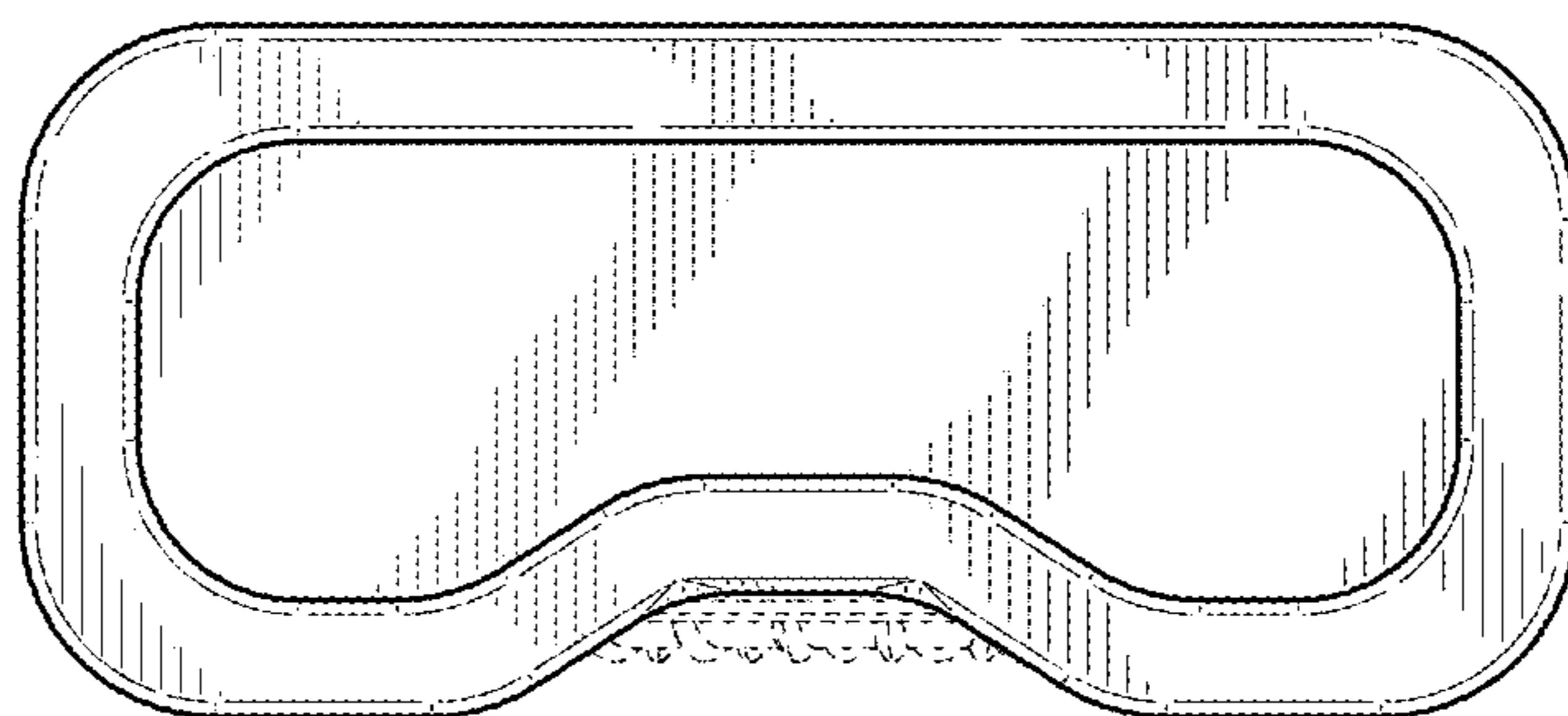


FIG. 7

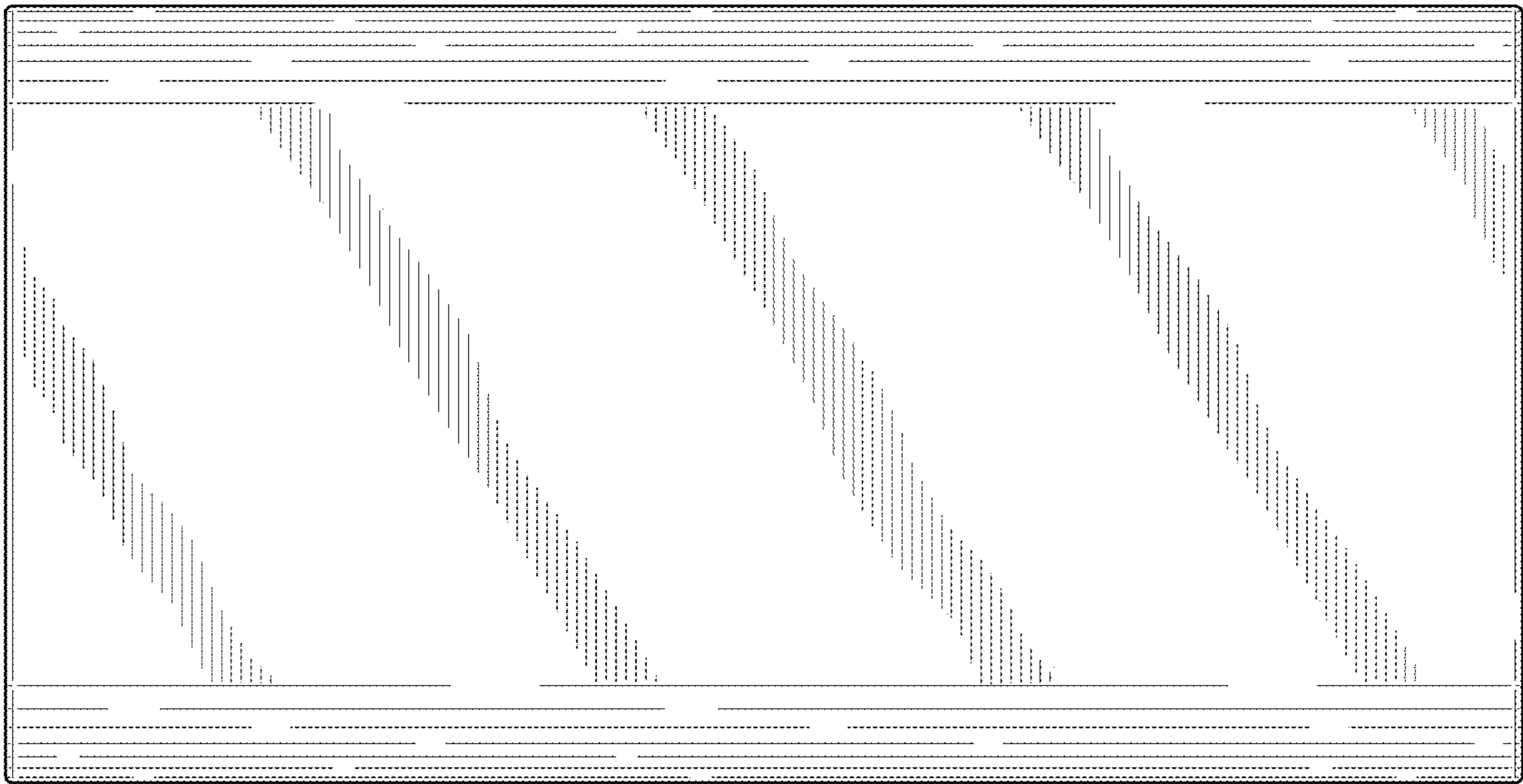


FIG. 8

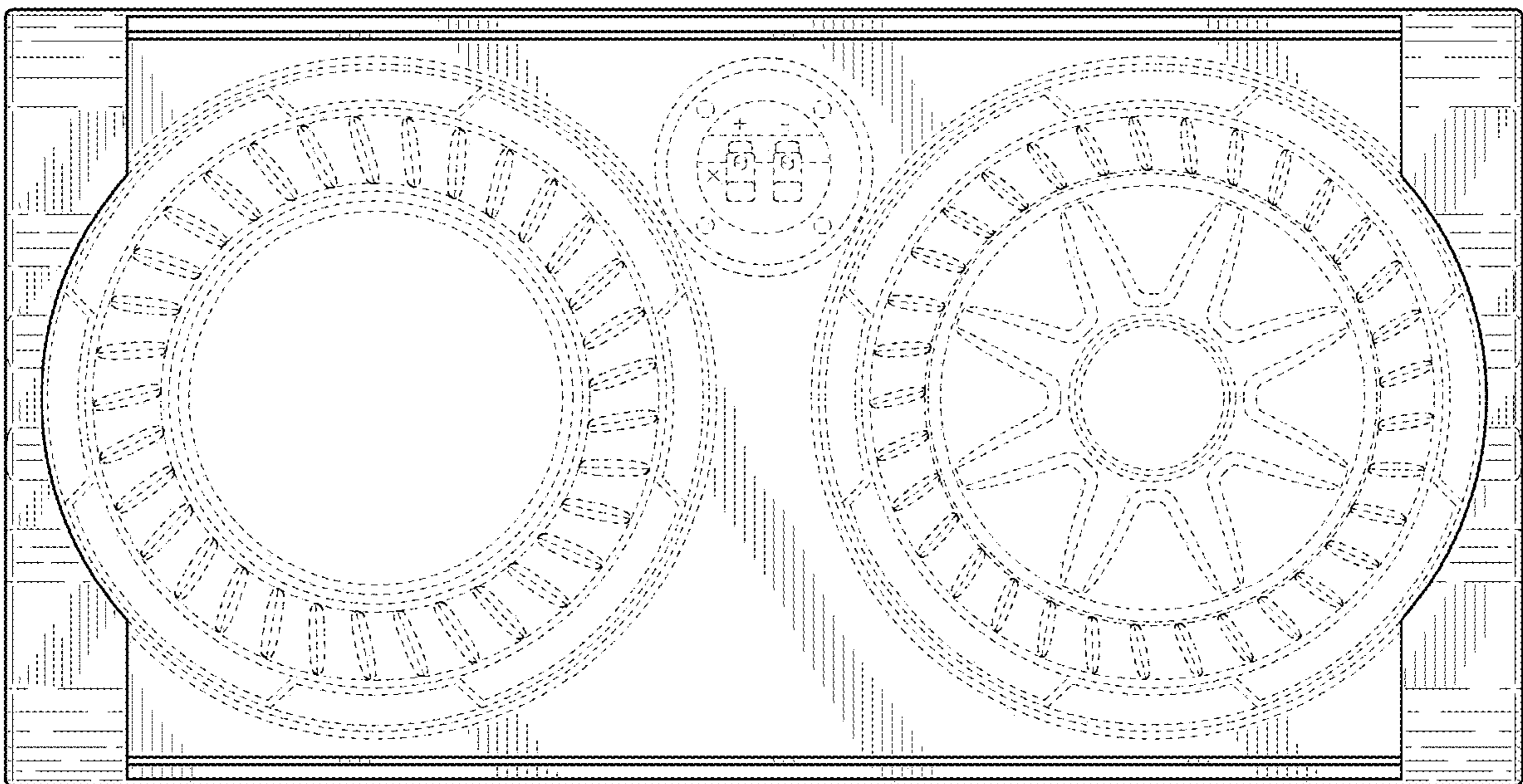


FIG. 9