



US00D917381S

(12) **United States Design Patent** (10) **Patent No.:** **US D917,381 S**
Ouyang (45) **Date of Patent:** **** Apr. 27, 2021**

(54) **BATTERY BOX**

7/0013; H02J 7/0054; H02J 7/0055; H02J 7/0057; H02J 2007/0062

(71) Applicant: **SHENZHEN IVPS TECHNOLOGY CO., LTD.**, Shenzhen (CN)

See application file for complete search history.

(72) Inventor: **Junwei Ouyang**, Shenzhen (CN)

(56) **References Cited**

(73) Assignee: **Shenzhen IVPS Technology Co. Ltd.**, Guangdong (CN)

U.S. PATENT DOCUMENTS

(**) Term: **15 Years**

(21) Appl. No.: **29/658,167**

D654,160	S	*	2/2012	Yomtov	D23/360
D708,727	S	*	7/2014	Postma	D23/360
D748,325	S	*	1/2016	Leidel	D27/163
D769,520	S	*	10/2016	Hua	D27/167
D776,051	S	*	1/2017	Wang	D13/103
D788,362	S	*	5/2017	Qiu	D27/101
D805,470	S	*	12/2017	Qiu	D13/103
D807,286	S	*	1/2018	Qiu	D13/103
D818,946	S	*	5/2018	Liu	D13/103
D819,880	S	*	6/2018	Qiu	D27/101
D821,639	S	*	6/2018	Dai	D27/162
D828,622	S	*	9/2018	Chen	D27/162
D828,953	S	*	9/2018	Chen	D27/167
D835,840	S	*	12/2018	Liu	D27/162
D842,237	S	*	3/2019	Qiu	D13/103

(22) Filed: **Jul. 29, 2018**

(30) **Foreign Application Priority Data**

Jan. 29, 2018 (CN) 201830040713.X

(51) **LOC (13) Cl.** **13-02**

(52) **U.S. Cl.**
USPC **D13/103; D27/162**

(58) **Field of Classification Search**
USPC D27/101, 160, 161, 163, 167, 141, 154, D27/189, 194, 162; D13/102-110, D13/118-119, 184, 199; D14/456, 432
CPC . A24F 7/00; Y02E 60/10; Y02E 60/12; Y02E 60/122; Y02E 60/124; Y02E 60/50; H01M 2/02; H01M 2/022; H01M 2/0202; H01M 2/0207; H01M 2/0212; H01M 2/1061; H01M 2/1022; H01M 2/1055; H01M 2/1066; H01M 2/105; H01M 2/20; H01M 2/202; H01M 2/204; H01M 2/206; H01M 10/44; H01M 10/46; H01M 10/465; H01M 10/482; H01M 2200/30; H01M 2250/30; H01M 2250/40; H02J 7/00; H02J 7/0003; H02J 7/0011; H02J

(Continued)

Primary Examiner — Catherine S Posthauer
Assistant Examiner — Alison M Ofstun
(74) *Attorney, Agent, or Firm* — IP-PAL Patent US; Klaus Michael Schmid

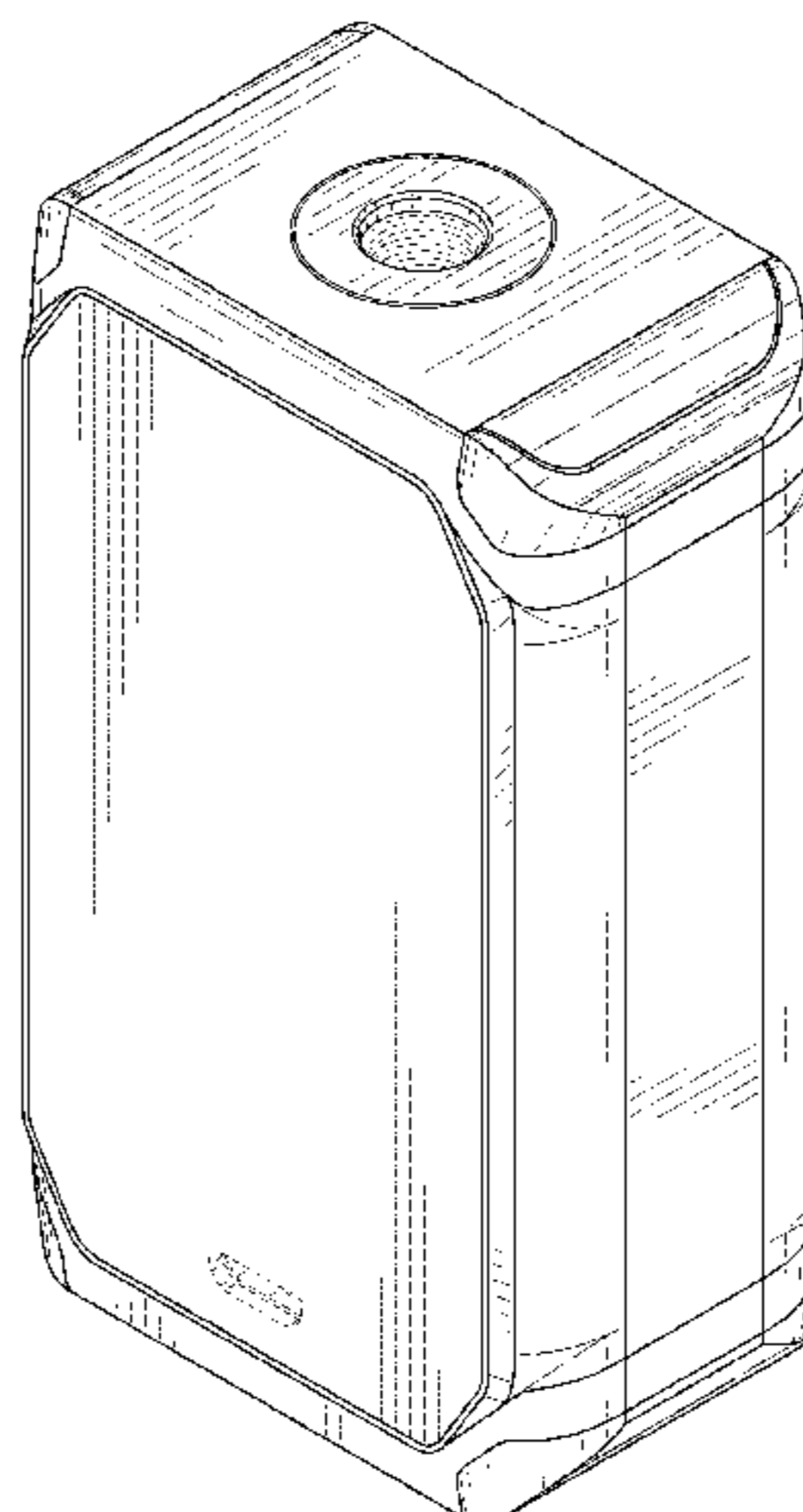
(57) **CLAIM**

The ornamental design for a battery box, as shown and described.

DESCRIPTION

FIG. 1 is a rear perspective view of a battery box showing my new design;
FIG. 2 is a front view thereof;
FIG. 3 is a rear view thereof;
FIG. 4 is a top view thereof;
FIG. 5 is a bottom view thereof;
FIG. 6 is a left side view thereof;
FIG. 7 is a right side view thereof; and,
FIG. 8 is a front perspective view thereof.

(Continued)



The broken lines in the drawings are for the purpose of illustrating portions of the battery box that form no part of the claimed design.

1 Claim, 8 Drawing Sheets

(56) **References Cited**

U.S. PATENT DOCUMENTS

D842,238	S	*	3/2019	Qiu	D13/103
D842,243	S	*	3/2019	Qiu	D13/108
D860,516	S	*	9/2019	Qiu	D27/101
D861,240	S	*	9/2019	Qiu	D27/101
D869,086	S	*	12/2019	Pan	D27/162
2018/0013175	A1	*	1/2018	Liu	H02J 7/00
2020/0008467	A1	*	1/2020	Ouyang	A24F 47/008

* cited by examiner

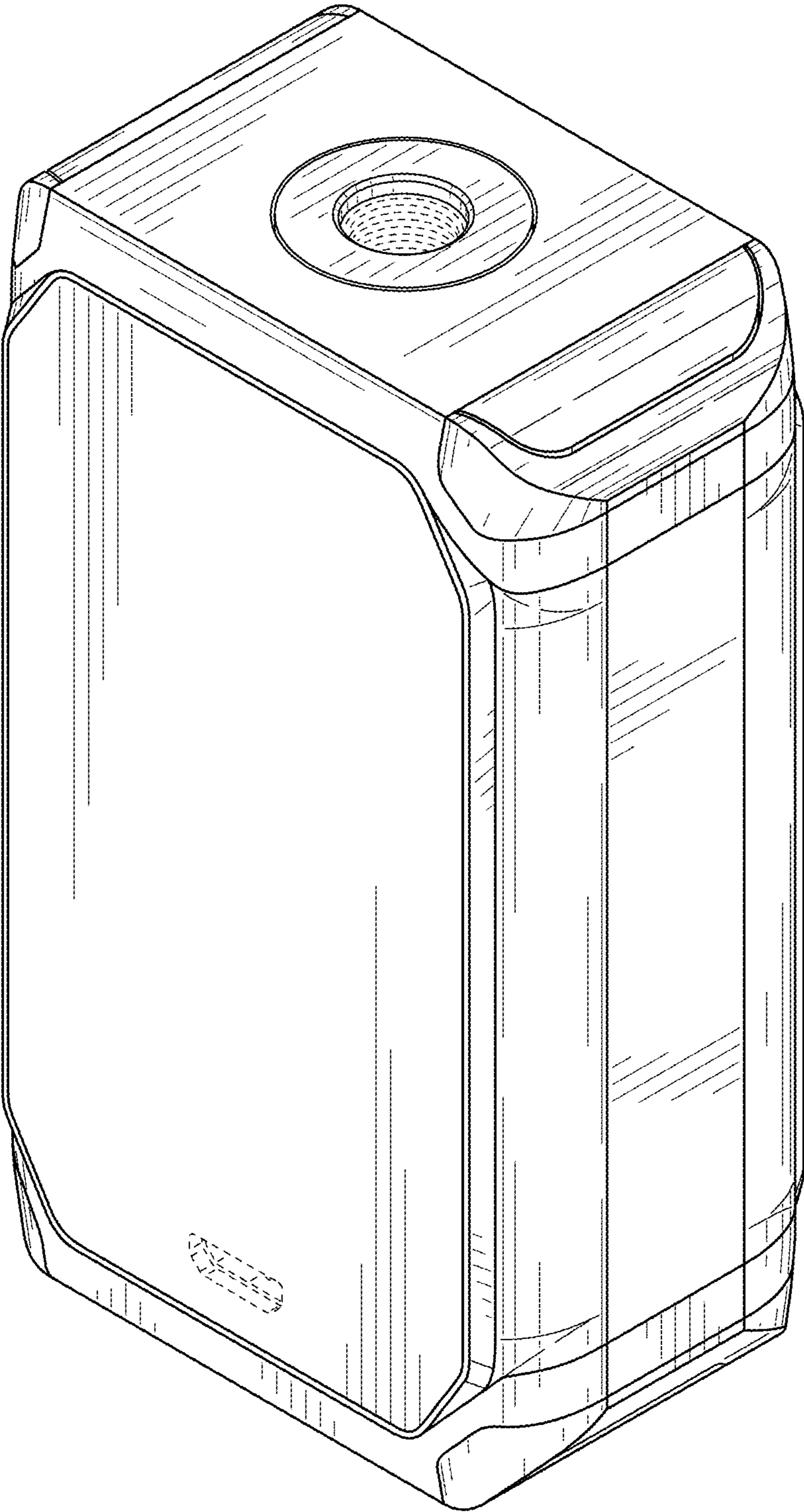


FIG. 1




FIG. 2




FIG. 3

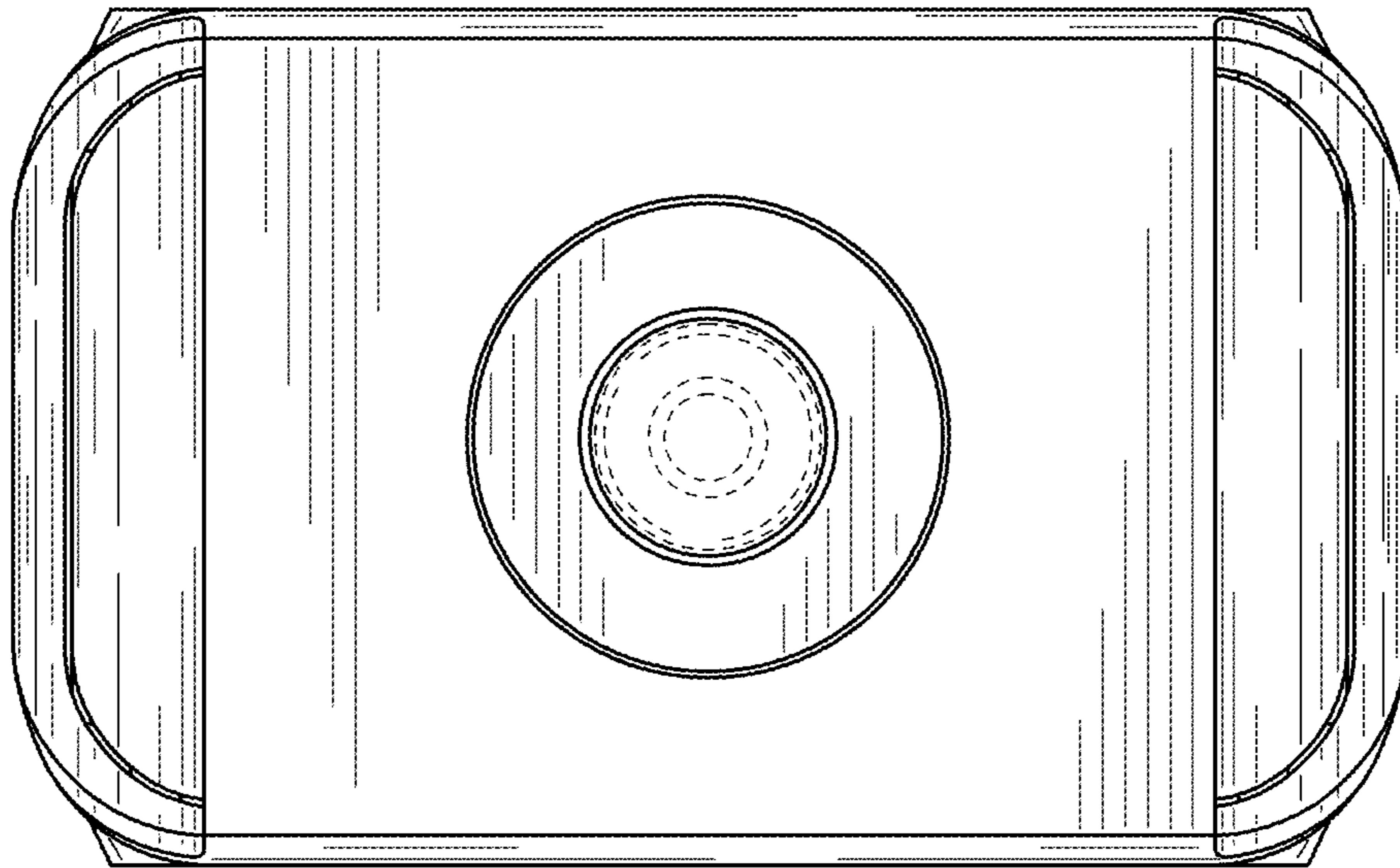


FIG. 4

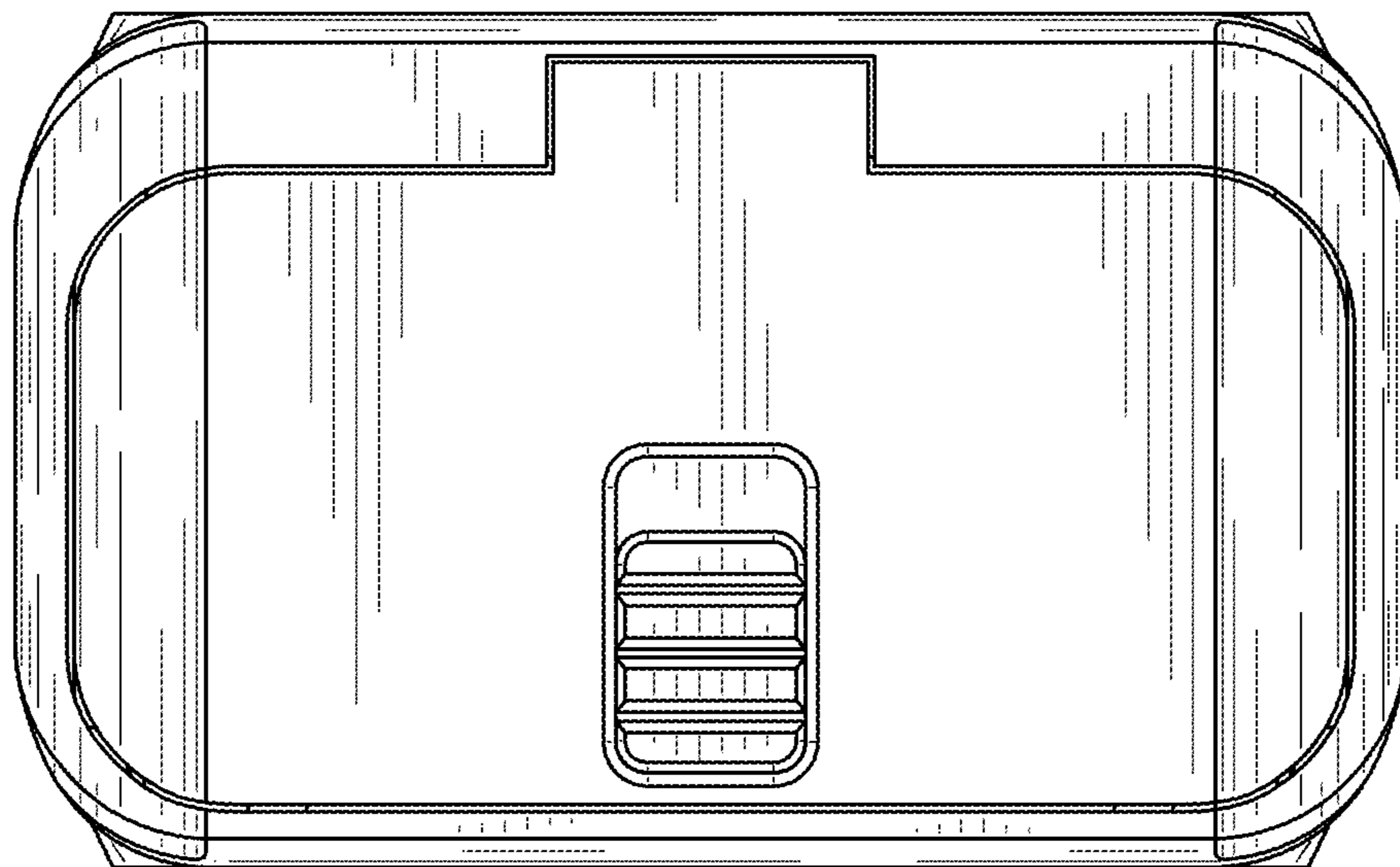


FIG. 5

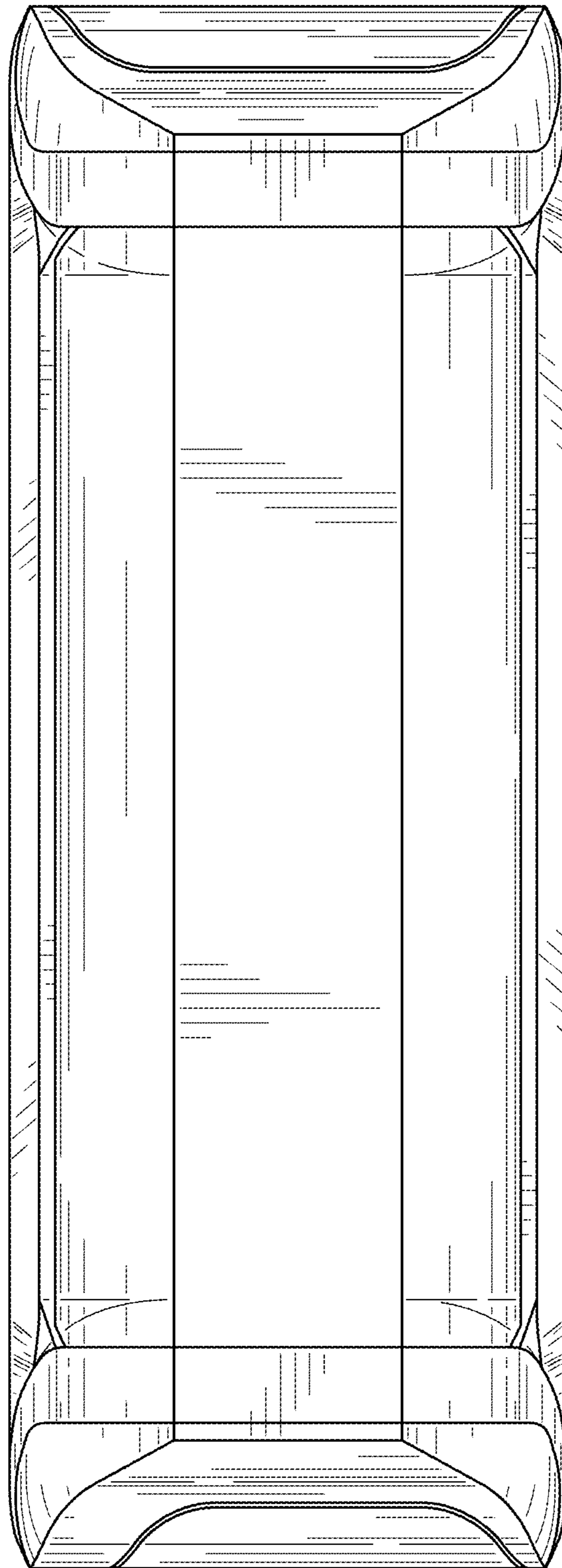


FIG. 6




FIG. 7

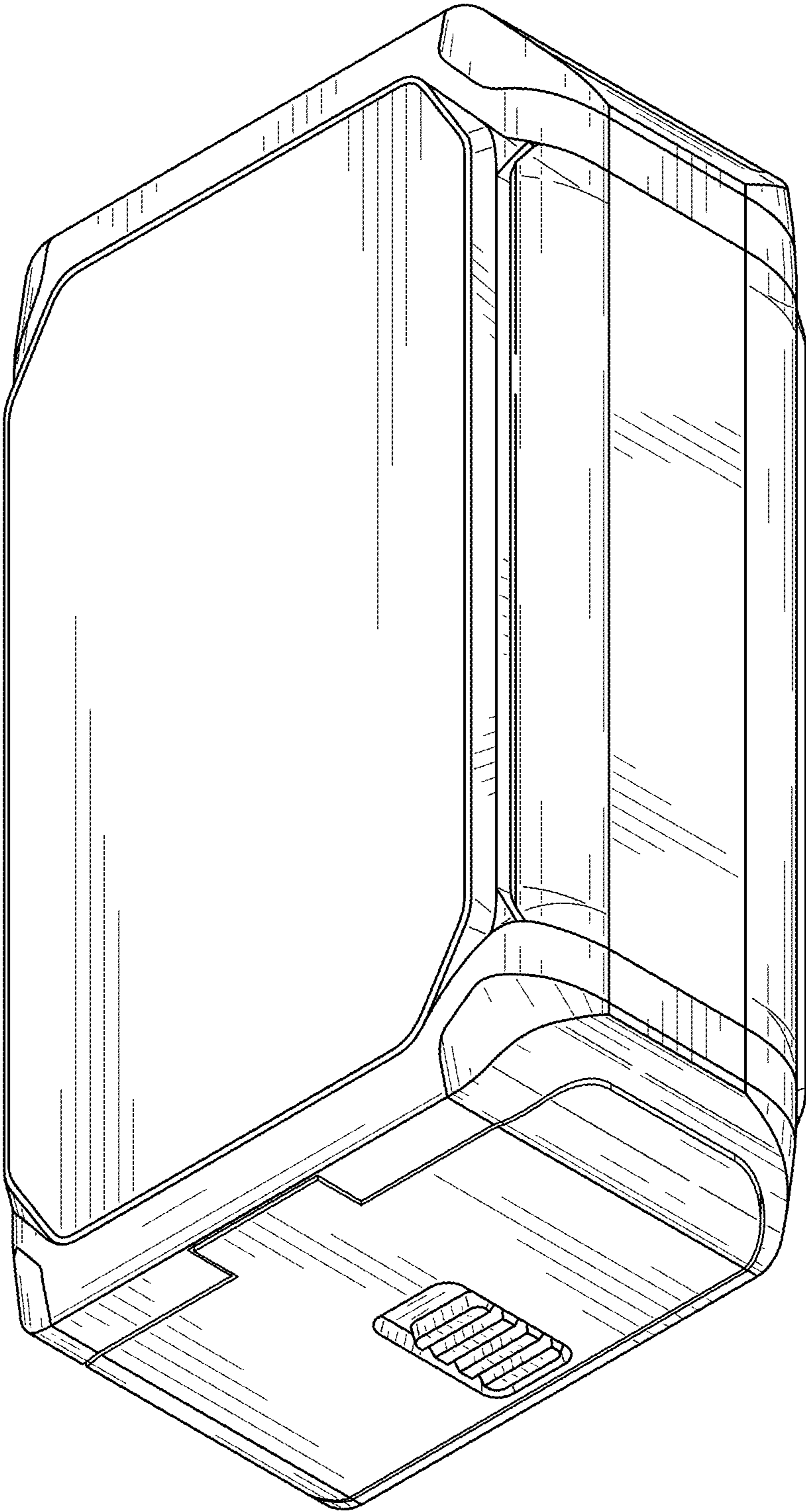


FIG. 8