



US00D917377S

(12) **United States Design Patent**  
**Reygrobellet et al.**

(10) **Patent No.:** **US D917,377 S**  
(45) **Date of Patent:** **\*\* Apr. 27, 2021**

- (54) **TIRE**
- (71) Applicant: **The Goodyear Tire & Rubber Company, Akron, OH (US)**
- (72) Inventors: **Franck Reygrobellet, Luxembourg (LU); Sebastien Willy Fontaine, Vichten (LU); Rodrigo Andres Rengifo Hurtado, Mamer (LU); Christophe Henri Joseph Schyns, Rossart (BE)**
- (73) Assignee: **The Goodyear Tire & Rubber Company, Akron, OH (US)**
- (\*\*) Term: **15 Years**
- (21) Appl. No.: **29/699,723**
- (22) Filed: **Jul. 29, 2019**
- (51) **LOC (13) Cl.** ..... **12-15**
- (52) **U.S. Cl.**  
USPC ..... **D12/600**
- (58) **Field of Classification Search**  
USPC ..... D12/579, 582, 583, 584, 586, 588, 590,  
D12/594, 595, 600, 601, 604  
CPC ..... B60C 11/03; B60C 11/0306; B60C  
2011/0337  
See application file for complete search history.

D458,215 S	6/2002	Le .....	D12/600
D461,162 S	8/2002	Young et al. ....	D12/595
D473,843 S	4/2003	Le et al. ....	D12/600

(Continued)

**OTHER PUBLICATIONS**

U.S. Appl. No. 29/689,024, filed Apr. 26, 2019, Sadananda, et al.  
*Primary Examiner* — Robert M. Spear  
 (74) *Attorney, Agent, or Firm* — Robert N. Lipsik

(57) **CLAIM**

The ornamental Design for a tire, as shown and described.

**DESCRIPTION**

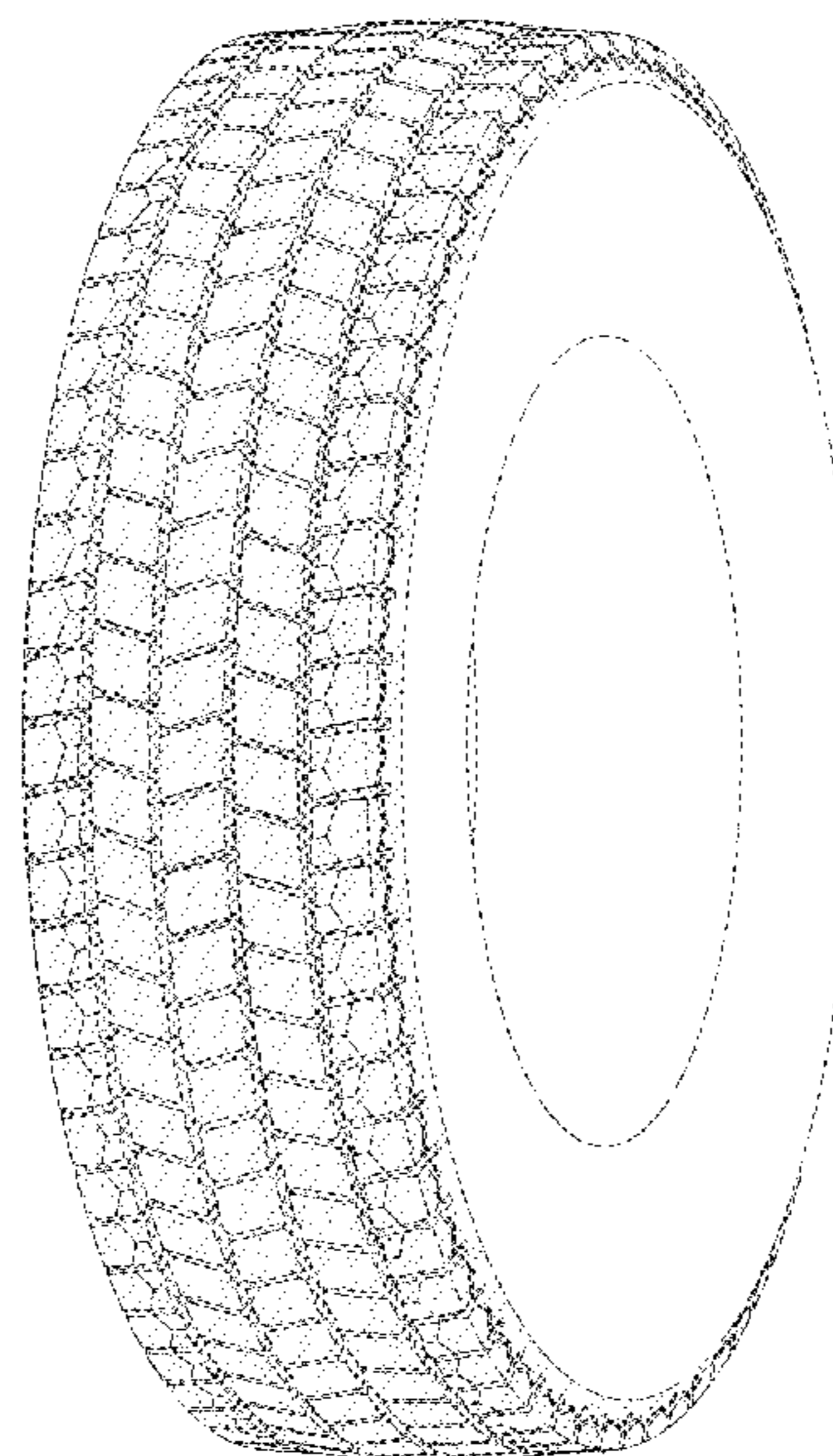
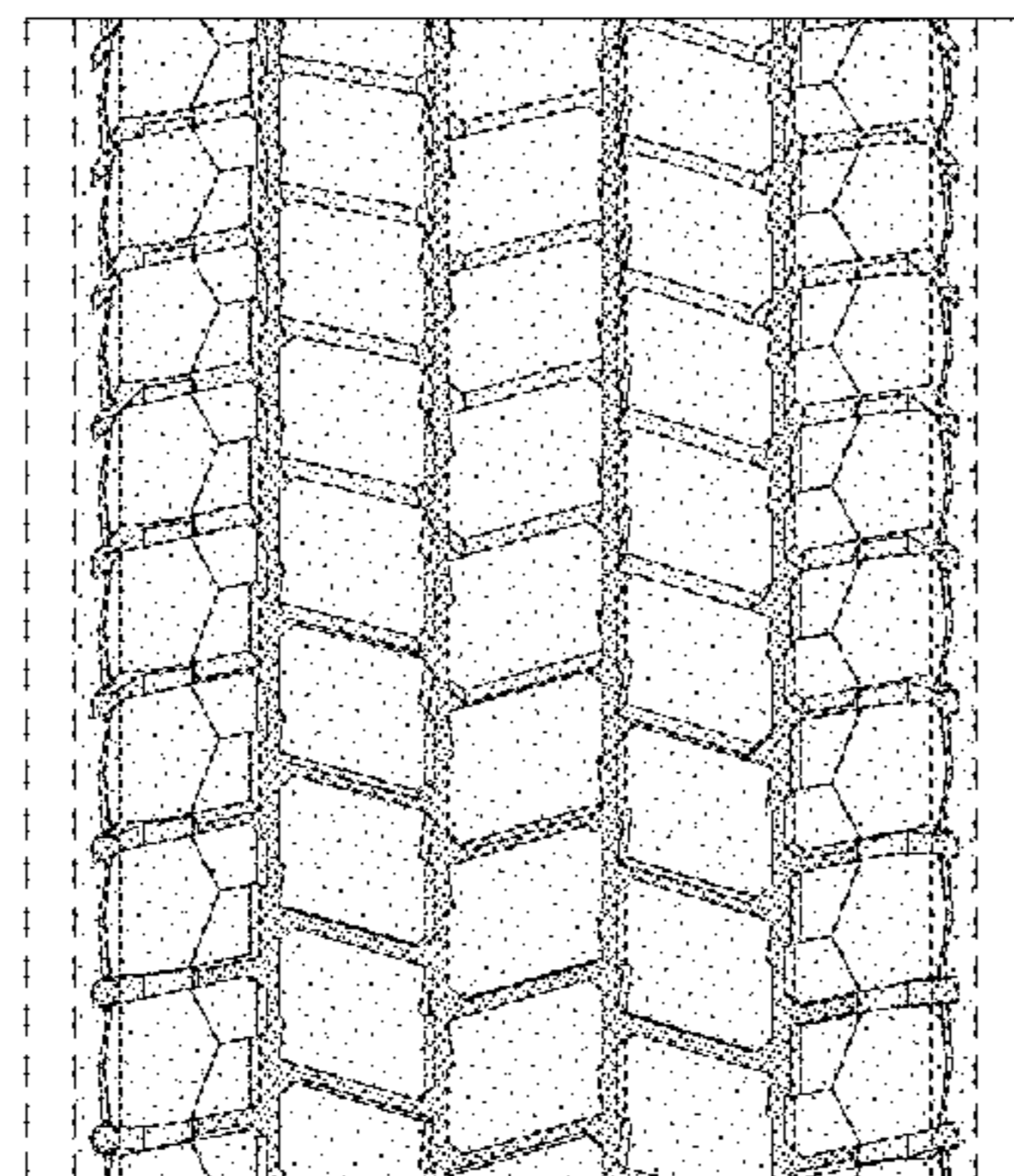
FIG. 1 is a perspective view of a tire showing our new design, it being understood that the pattern repeats uniformly throughout the circumference of the tread;  
 FIG. 2 is a front elevational view thereof;  
 FIG. 3 is a right side elevational view thereof; the left side elevational view being identical thereto;  
 FIG. 4 is an enlarged fragmentary front elevational view thereof;  
 FIG. 5 is a perspective view of a second embodiment of a tire showing our new design, it being understood that the interior of the tire forms no part of the claim, that the pattern repeats uniformly throughout the circumference of the tread and that the opposite side view is identical thereto; and,  
 FIG. 6 is a front elevational view of a second embodiment, it being understood that an enlarged fragmentary view thereof would be substantially identical to that shown in FIG. 4, with the exception of the inclusion of the sidewall in the claim.  
 In the drawings, the broken lines immediately adjacent to the outer edges of the tire shoulder represent boundaries of the claim, and the broken lines depict environmental subject matter only and form no part of the claimed design.

**1 Claim, 6 Drawing Sheets**

(56) **References Cited**

**U.S. PATENT DOCUMENTS**

D384,613 S	10/1997	Le et al. ....	D12/146
D392,605 S	3/1998	Le et al. ....	D12/146
D403,281 S	12/1998	Allen et al. ....	D12/147
D421,584 S	3/2000	Lovell et al. ....	D12/147
D432,960 S	10/2000	Feider et al. ....	D12/147
D448,709 S	10/2001	Le .....	D12/147
D450,018 S	11/2001	Harris et al. ....	D12/147
D452,199 S	12/2001	Robert et al. ....	D12/146
D456,769 S	* 5/2002	Dixon .....	D12/600



(56)

**References Cited**

## U.S. PATENT DOCUMENTS

D481,670 S	*	11/2003	Harden, Jr. ....	D12/595
D481,992 S	*	11/2003	Harden, Jr. ....	D12/595
D500,288 S		12/2004	Maziarka et al. ....	D12/601
D504,391 S		4/2005	Maziarka ....	D12/601
D528,500 S		9/2006	Le et al. ....	D12/600
D554,055 S		10/2007	Beauguitte et al. ....	D12/600
D569,334 S		5/2008	Maziarka et al. ....	D12/600
D601,085 S		9/2009	Janesh et al. ....	D12/600
D602,853 S	*	10/2009	Nopper ....	D12/600
D604,226 S		11/2009	Scheuren ....	D12/553
D613,676 S	*	4/2010	Nicolas ....	D12/567
D626,501 S		11/2010	Cazin-Bourguignon et al. ....	D12/600
D627,707 S		11/2010	Le et al. ....	D12/566
D628,955 S		12/2010	Toumni et al. ....	D12/588
D637,142 S		5/2011	Nicolas et al. ....	D12/579
D645,810 S		9/2011	Le et al. ....	D12/600
D673,899 S		1/2013	Uphouse et al. ....	D12/600
D700,885 S		3/2014	Le et al. ....	D12/588
D702,180 S		4/2014	Le et al. ....	D12/588
D735,650 S		8/2015	Bachtel et al. ....	D12/600
D758,293 S	*	6/2016	Kitajima ....	D12/588
D758,956 S		6/2016	Mathonet et al. ....	D12/565
D780,681 S		3/2017	Krier et al. ....	D12/600
D792,335 S		7/2017	Dixon et al. ....	D12/588
D795,176 S		8/2017	Farinelle et al. ....	D12/602
D902,134 S	*	11/2020	Kose ....	D12/600

\* cited by examiner



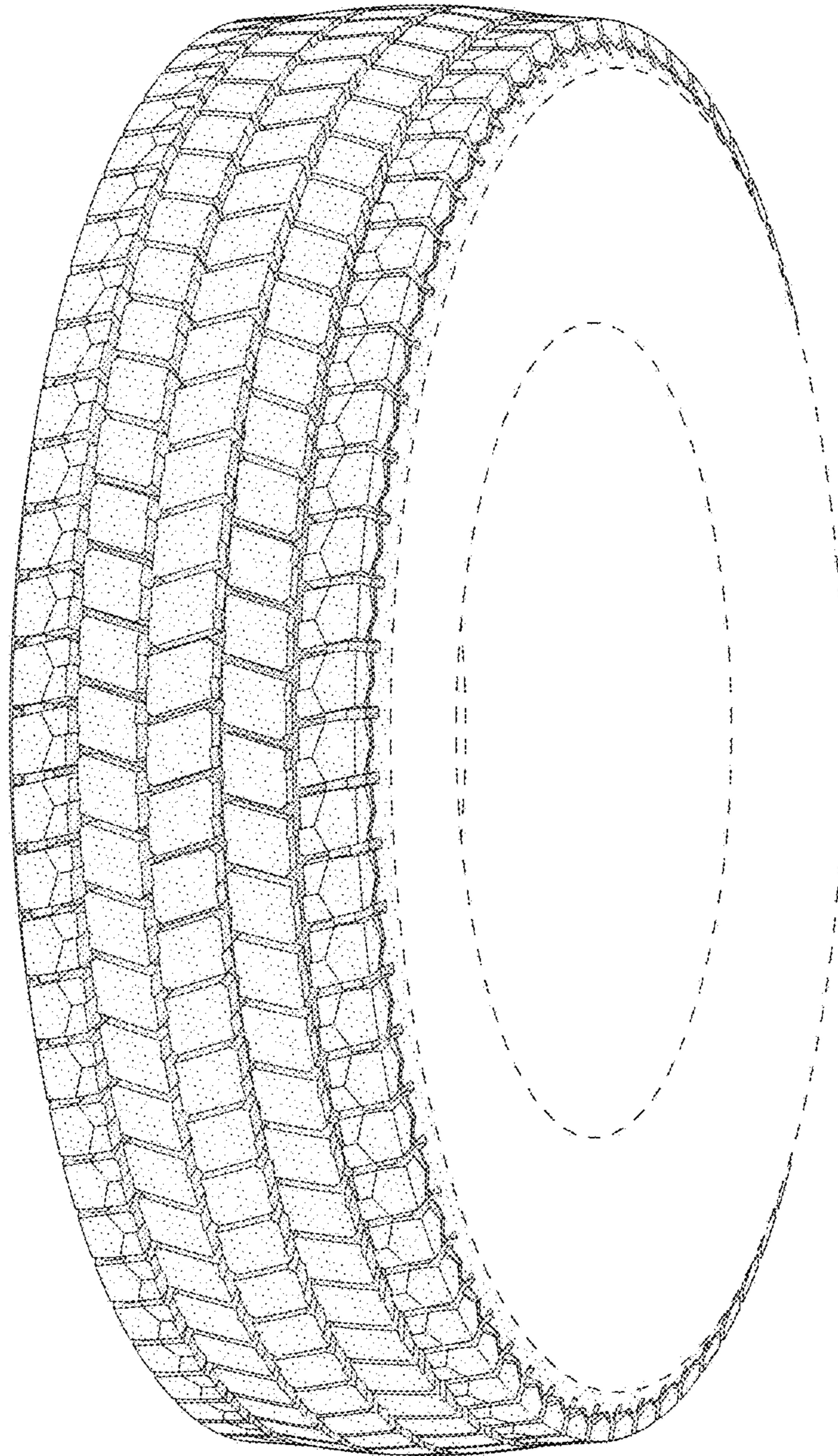


FIG - 1

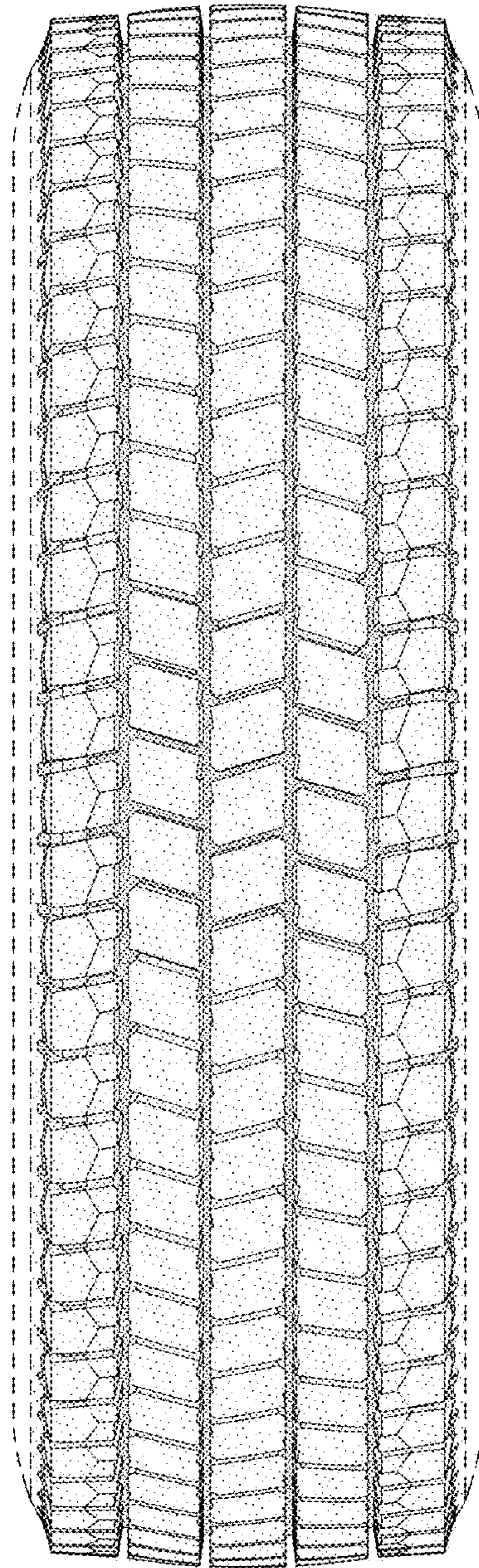


FIG - 2



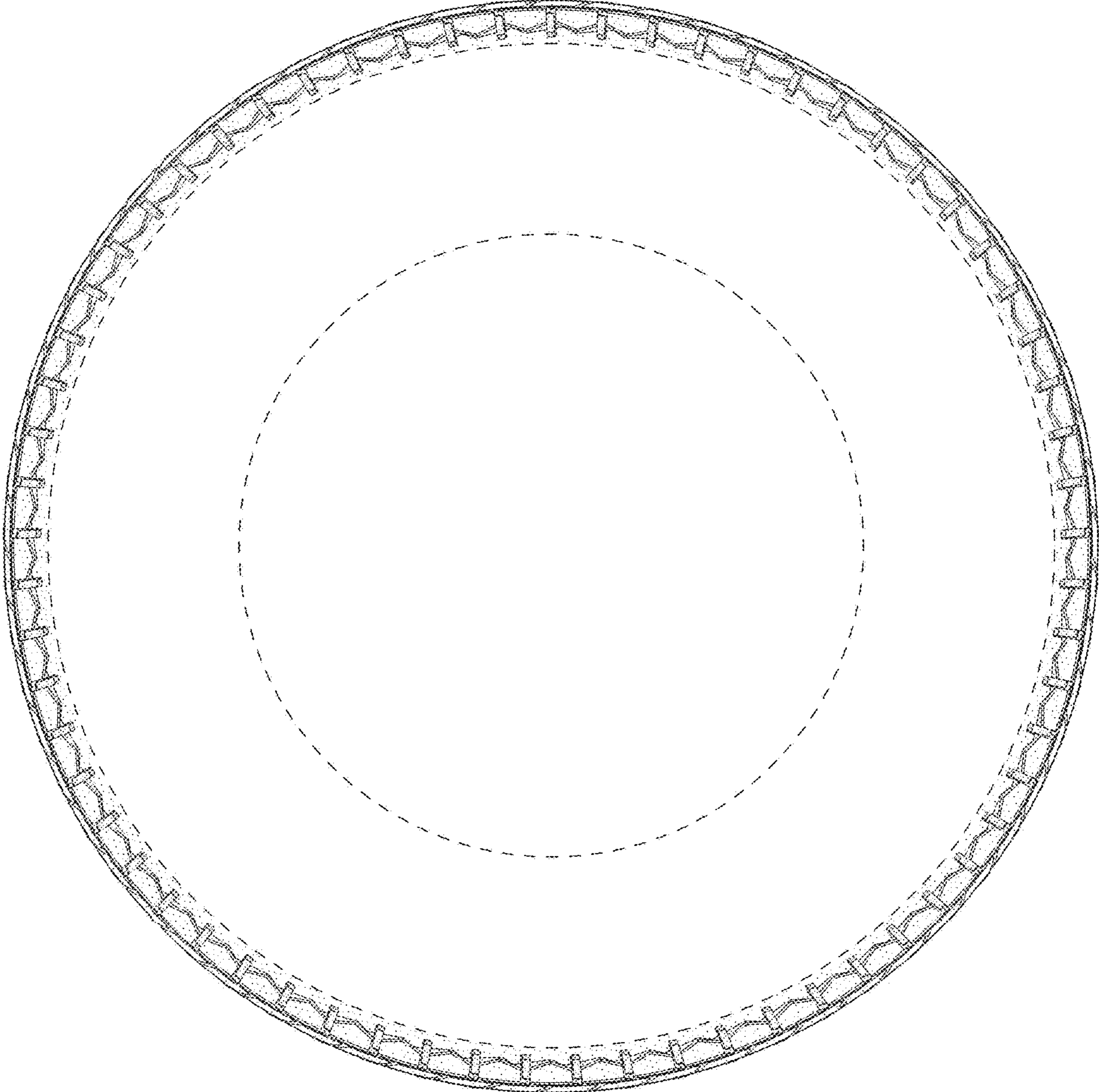


FIG - 3

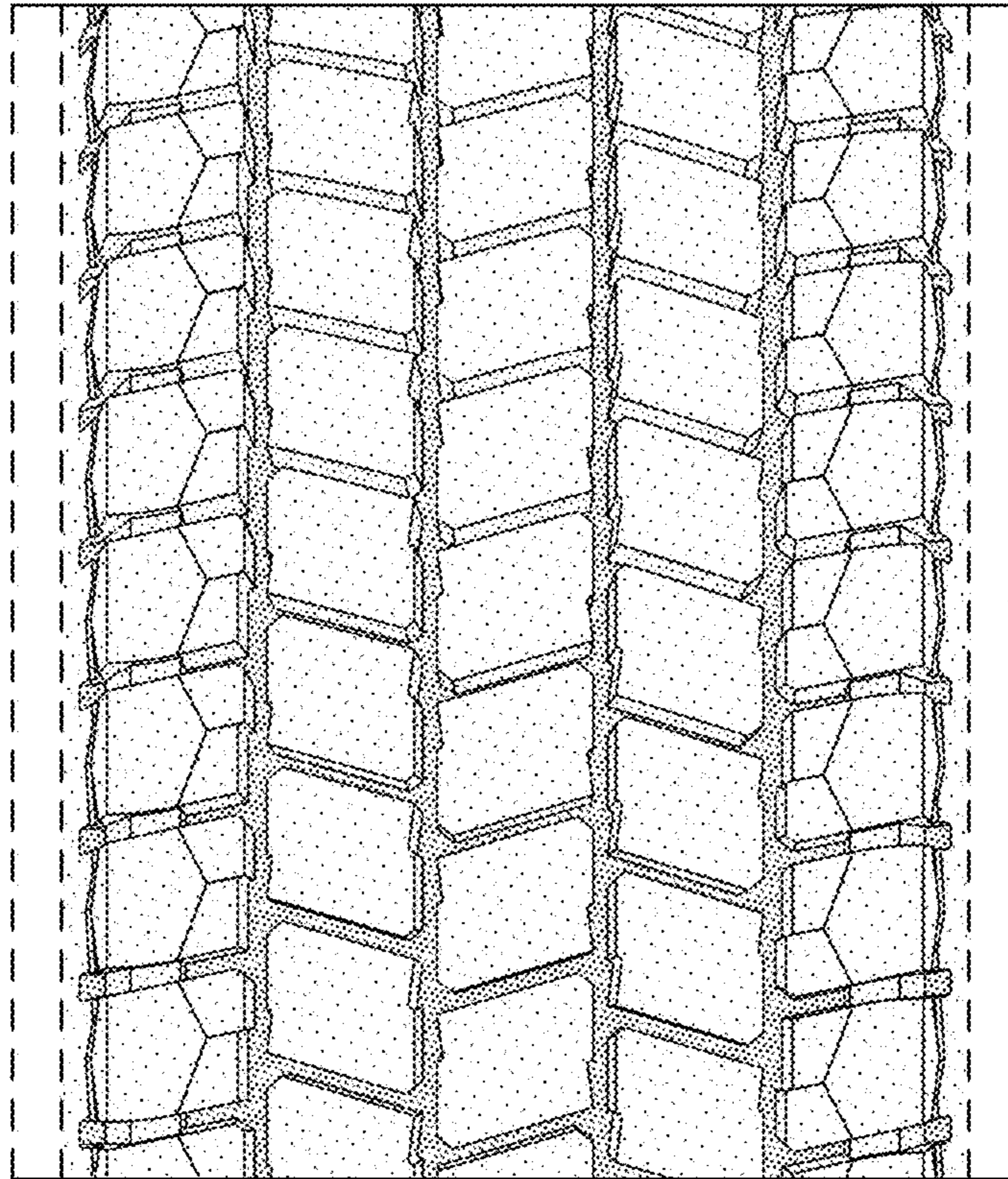


FIG - 4



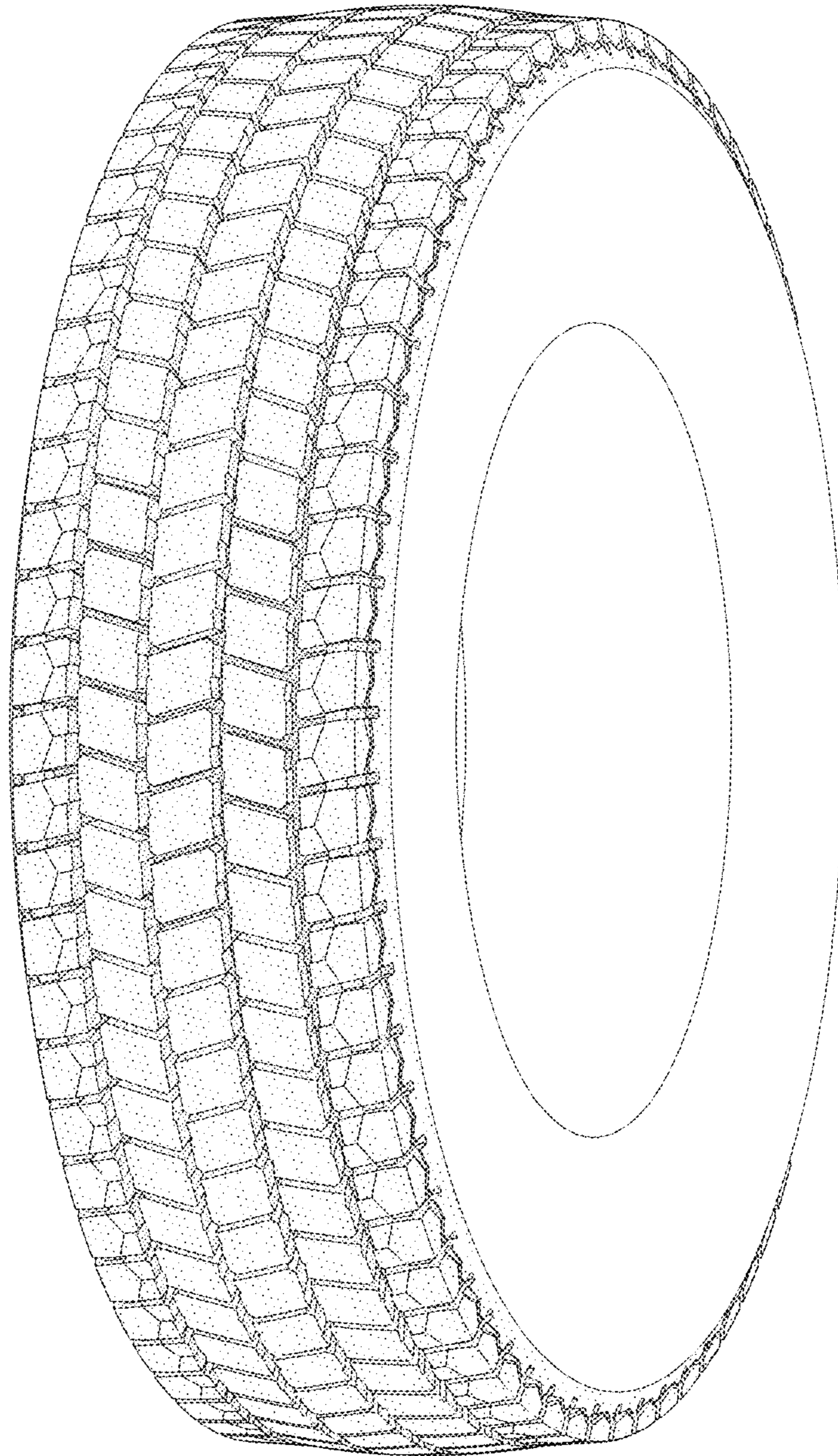


FIG - 5

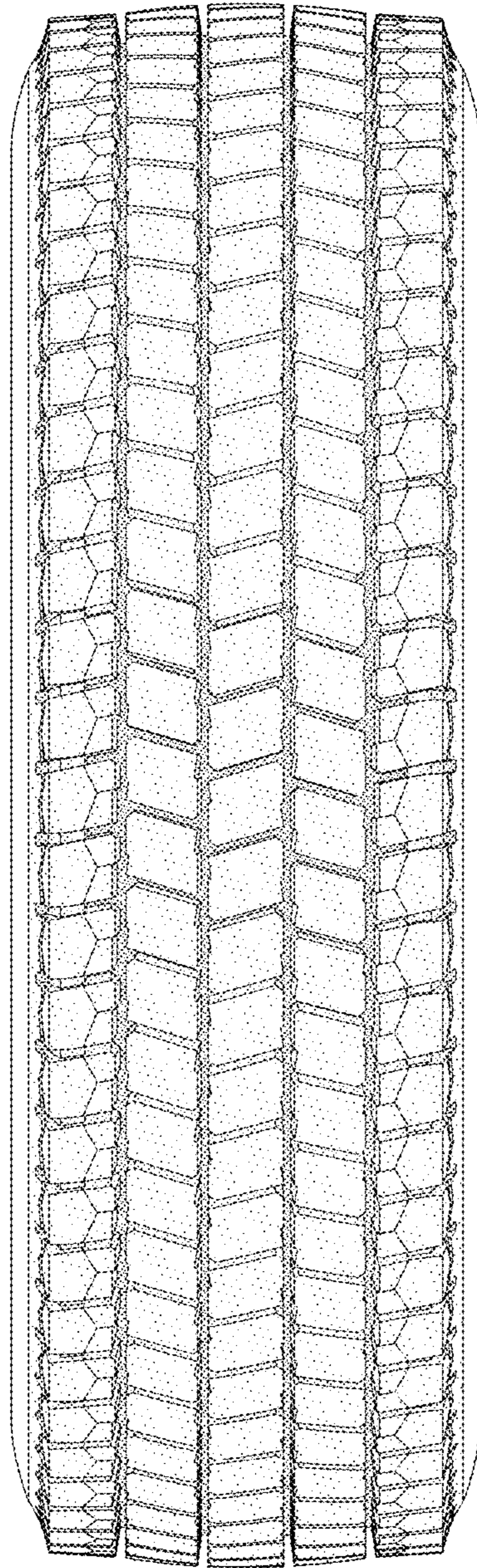


FIG - 6