



US00D917366S

(12) **United States Design Patent**
Groth

(10) **Patent No.:** **US D917,366 S**

(45) **Date of Patent:** **** Apr. 27, 2021**

(54) **VEHICLE WHEEL, TOY VEHICLE WHEEL,
AND/OR REPLICAS THEREOF**

(71) Applicant: **Bayerische Motoren Werke
Aktiengesellschaft, Munich (DE)**

(72) Inventor: **Kristian Groth, Munich (DE)**

(73) Assignee: **Bayerische Motoren Werke
Aktiengesellschaft, Munich (DE)**

(**) Term: **15 Years**

(21) Appl. No.: **29/727,433**

(22) Filed: **Mar. 11, 2020**

(30) **Foreign Application Priority Data**

Sep. 18, 2019 (DE) 402019101017.3

(51) **LOC (13) Cl.** **12-16**

(52) **U.S. Cl.**
USPC **D12/209; D21/563**

(58) **Field of Classification Search**
USPC D12/204–213; D21/563
CPC B60B 7/00; B60B 7/02; B60B 7/04; B60B
7/01; B60B 7/06; B60B 3/02; B60B 3/04;
B60B 3/06; B60B 3/10; B60B 1/00;
B60B 1/08; B60B 1/10; B60B 1/12
See application file for complete search history.

(56) **References Cited**

U.S. PATENT DOCUMENTS

D432,974 S 10/2000 Jablonski
D504,100 S 4/2005 Pollmann
D734,704 S * 7/2015 Juergens D12/211
D748,558 S * 2/2016 Hans D12/211
D780,657 S * 3/2017 Welte D12/211
D780,658 S * 3/2017 Welte D12/211
D786,164 S * 5/2017 Henderson D12/211

D826,128 S 8/2018 Groth
D828,799 S * 9/2018 Zschocke D12/209
D829,628 S * 10/2018 Chung D12/209
D842,202 S * 3/2019 Han D12/209
D842,204 S 3/2019 Khachatryan
D844,527 S * 4/2019 Lickliter D12/209
D851,005 S * 6/2019 Hodges D12/209
D852,704 S 7/2019 Khachatryan
10,357,993 B2 * 7/2019 Muller B60B 3/10
D864,078 S 10/2019 Khachatryan
D866,432 S 11/2019 Preyss et al.
D873,755 S * 1/2020 Buck D12/209
D873,757 S * 1/2020 Buckingham D12/211
D880,399 S * 4/2020 Yoshida D12/211
D881,099 S * 4/2020 Han D12/209
D889,348 S * 7/2020 Buck D12/209

(Continued)

FOREIGN PATENT DOCUMENTS

EM 000106513-0005 12/2004
WO WO DM/044406 8/1998

Primary Examiner — Stacia A Cadmus

(74) *Attorney, Agent, or Firm* — Crowell & Moring LLP



(57) **CLAIM**

The ornamental design for a vehicle wheel, toy vehicle wheel, and/or replicas thereof, as shown and described.

DESCRIPTION

FIG. 1 is a perspective view of a vehicle wheel, toy vehicle wheel, and/or replicas thereof according to the design; FIG. 2 is an additional perspective view thereof; FIG. 3 is an additional perspective view thereof; FIG. 4 is a front view thereof; FIG. 5 is a rear view thereof in a lighter gray scale, representing environmental features that form no part of the claimed design; and, FIG. 6 is a side view thereof.

1 Claim, 6 Drawing Sheets



(56)

References Cited

U.S. PATENT DOCUMENTS

D891,349 S * 7/2020 Buck D12/209
D899,994 S * 10/2020 Melikian D12/209

* cited by examiner



Fig. 1



Fig. 2




Fig. 3



Fig. 4




Fig. 5



Fig. 6