



US00D917363S

(12) **United States Design Patent**
Aydin

(10) **Patent No.:** **US D917,363 S**

(45) **Date of Patent:** **** Apr. 27, 2021**

(54) **SEVEN SPOKE POCKETED WHEEL**

(71) Applicant: **KAAN LLC**, Chatsworth, CA (US)

(72) Inventor: **Ararat Eric Aydin**, Porter Ranch, CA (US)

(73) Assignee: **KAAN LLC**, Chatsworth, CA (US)

(**) Term: **15 Years**

(21) Appl. No.: **29/723,916**

(22) Filed: **Feb. 11, 2020**

(51) **LOC (13) Cl.** **12-16**

(52) **U.S. Cl.**
USPC **D12/209**

(58) **Field of Classification Search**
USPC D12/204–213; D21/563
CPC B60B 7/00; B60B 7/02; B60B 7/04; B60B 7/01; B60B 7/06; B60B 3/02; B60B 3/04; B60B 3/06; B60B 3/10; B60B 1/00; B60B 1/08; B60B 1/10; B60B 1/12
See application file for complete search history.

(56) **References Cited**

U.S. PATENT DOCUMENTS

D541,202 S *	4/2007	Baumgartner	D12/211
D553,069 S *	10/2007	Ettensberger	D12/211
D606,922 S *	12/2009	Thorsten	D12/211
D622,196 S *	8/2010	Gallert	D12/209
D622,199 S *	8/2010	Gallert	D12/211
D726,621 S *	4/2015	Alfonso	D12/209
D735,630 S *	8/2015	Swanseger	D12/209
D757,627 S *	5/2016	Chung	D12/211
D758,274 S *	6/2016	Breyton	D12/209
D778,223 S *	2/2017	Chu	D12/211
D784,238 S *	4/2017	Chu	D12/211

D810,647 S *	2/2018	Heizmann	D12/209
D811,978 S *	3/2018	Hodges	D12/211
D823,774 S *	7/2018	Groth	D12/209
D829,630 S *	10/2018	Chung	D12/209
D830,934 S *	10/2018	Zhao	D12/209
D837,711 S *	1/2019	Chung	D12/209
D840,896 S *	2/2019	Schmolz	D12/209
D842,188 S *	3/2019	Han	D12/209
D842,204 S *	3/2019	Khachatryan	D12/209
D848,921 S *	5/2019	Licklitter	D12/209
D853,294 S *	7/2019	Han	D12/209
D854,996 S *	7/2019	Chung	D12/209
10,357,993 B2 *	7/2019	Muller	B60B 3/10
D860,100 S *	9/2019	Groth	D12/209
D860,904 S *	9/2019	Milani	D12/209
D865,622 S *	11/2019	Han	D12/209
D871,295 S *	12/2019	Han	D12/209
D881,100 S *	4/2020	Liu	D12/209
D900,699 S *	11/2020	Widua	D12/209

* cited by examiner

Primary Examiner — Stacia A Cadmus

(74) *Attorney, Agent, or Firm* — Narek Zohrabyan; Phil IP Law Inc.

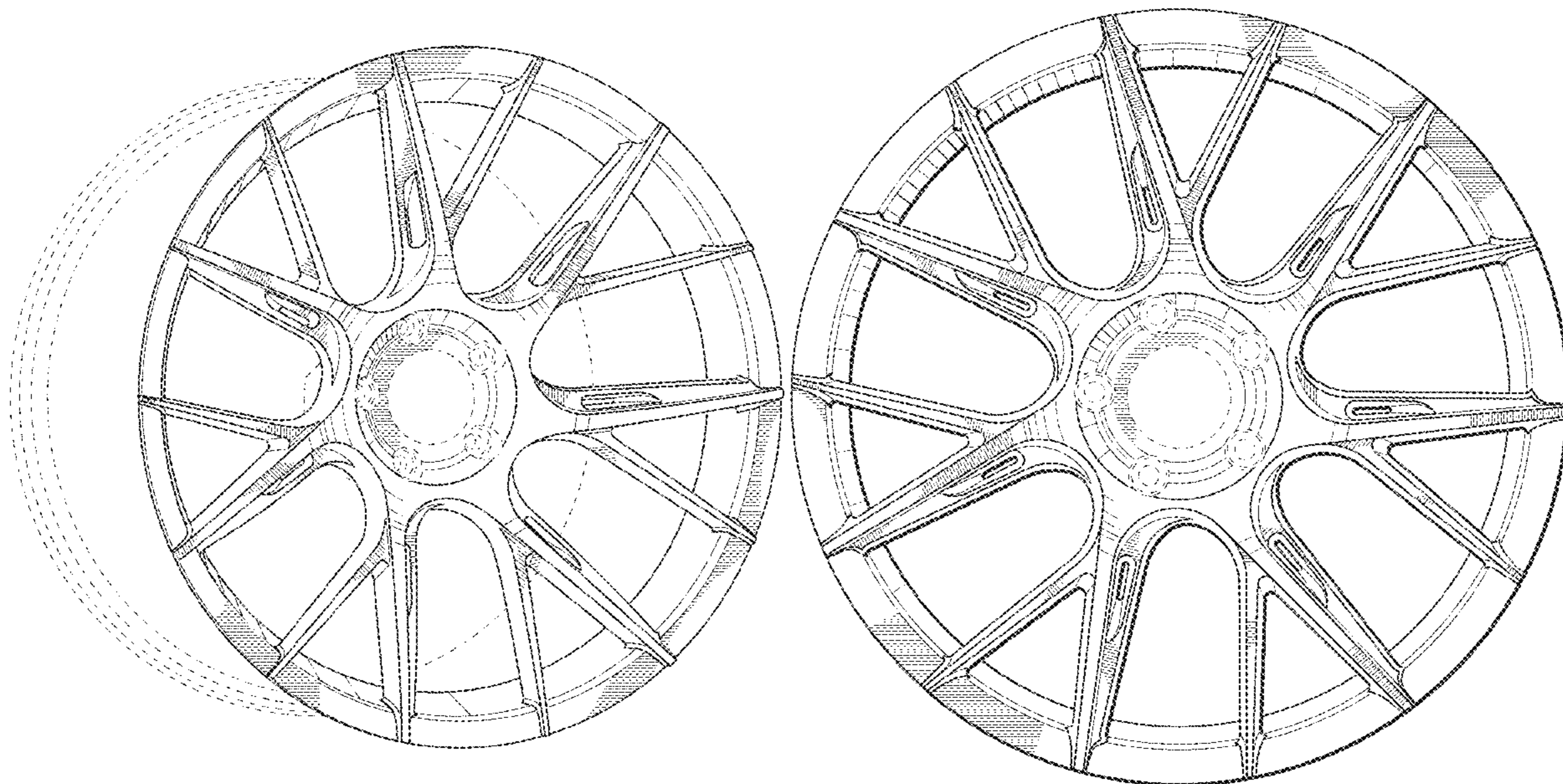
(57) **CLAIM**

The ornamental design for a seven spoke pocketed wheel, as shown and described.

DESCRIPTION

FIG. 1—Front, left side perspective view of a seven spoke pocketed wheel;
FIG. 2—Front elevation view of the seven spoke pocketed wheel; and,
FIG. 3—Top plan view of the seven spoke pocketed wheel. The broken lines shown are included for the purpose of illustrating the unclaimed portions of the seven spoke pocketed wheel and form no part of the claim.

1 Claim, 3 Drawing Sheets



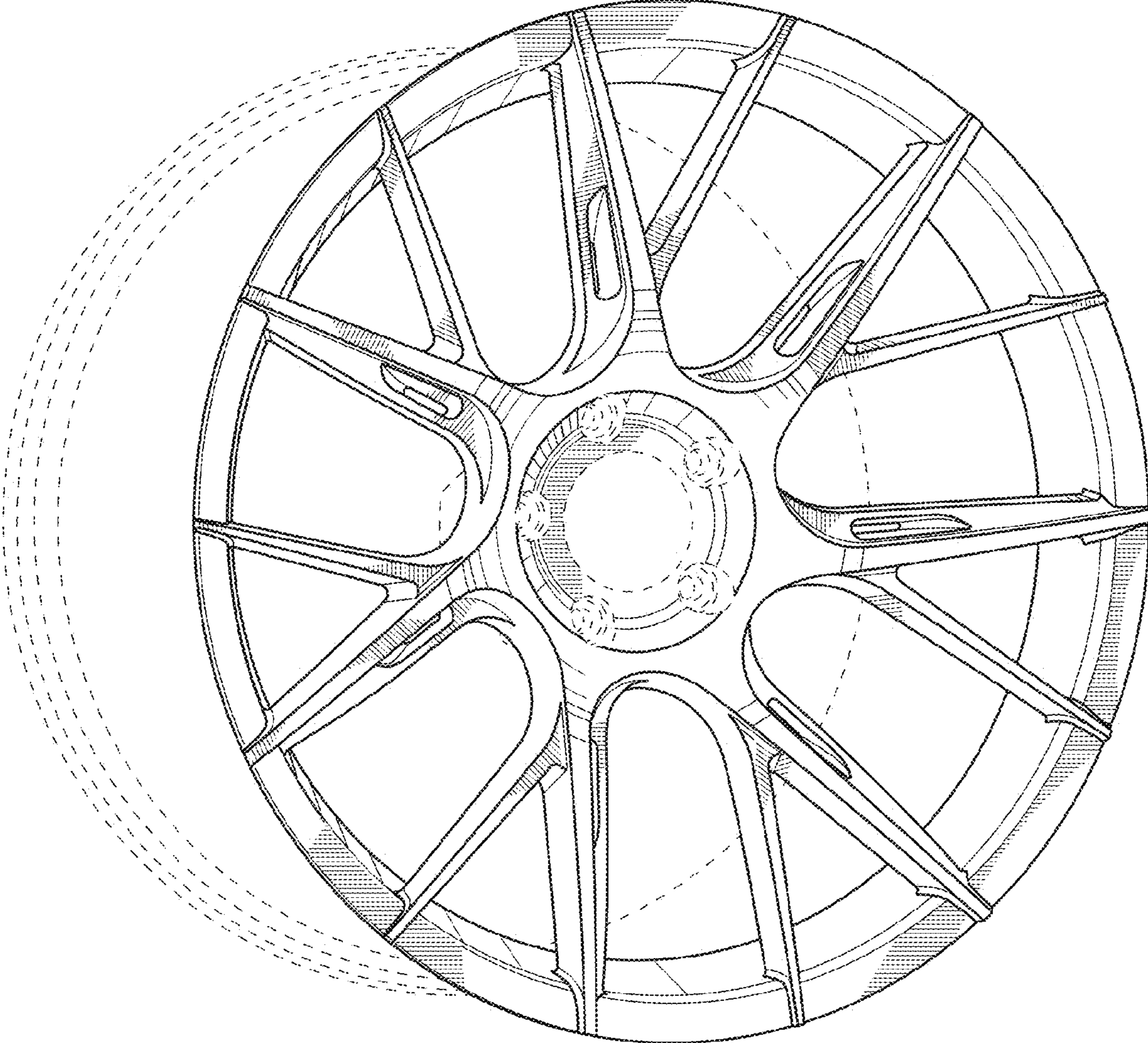


FIG. 1

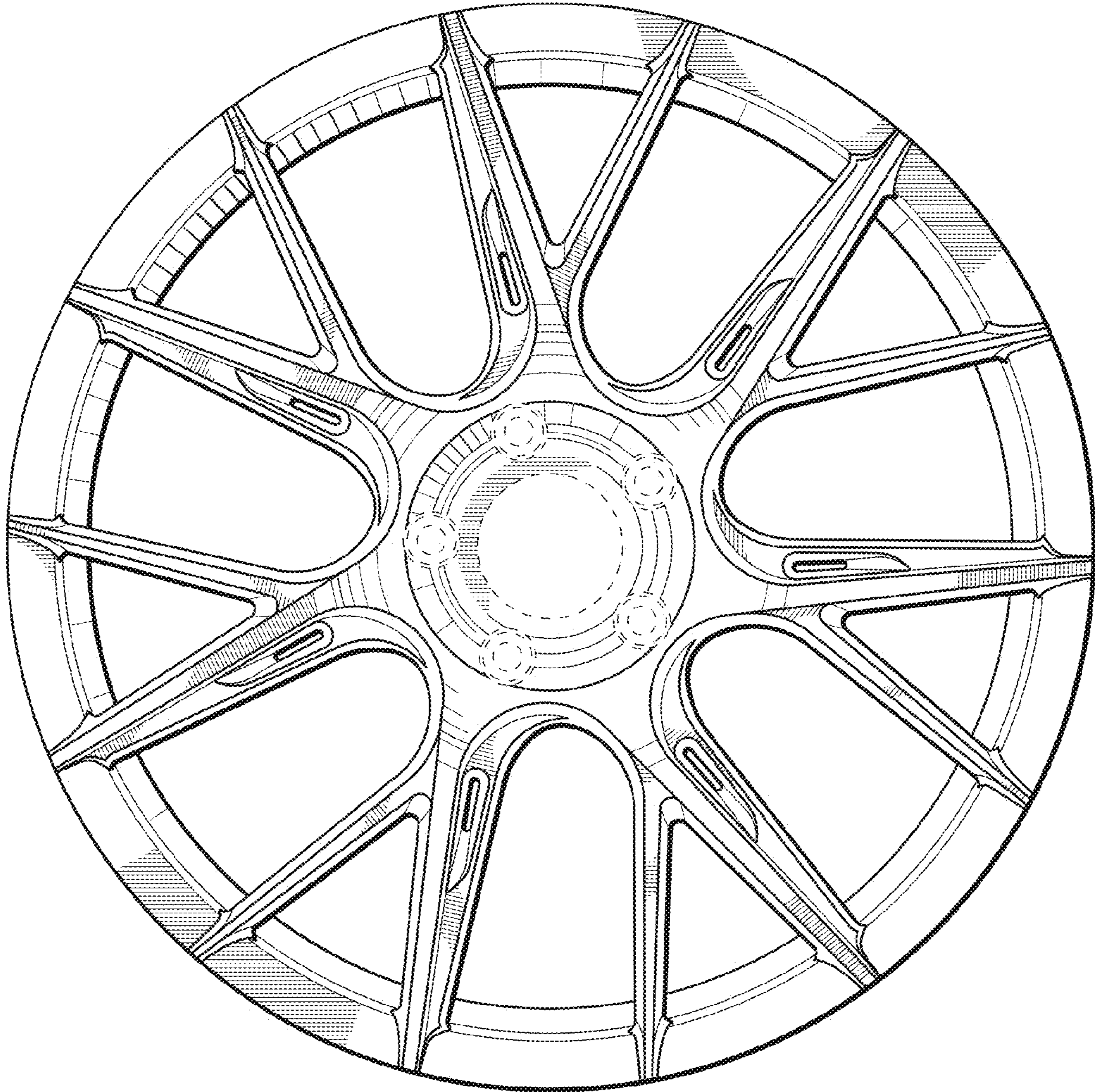


FIG. 2




FIG. 3