



US00D917357S

(12) **United States Design Patent**
Inagaki et al.

(10) **Patent No.:** **US D917,357 S**
(45) **Date of Patent:** **** Apr. 27, 2021**

(54) **INSTRUMENT PANEL**

(71) Applicant: **HONDA MOTOR CO., LTD.**, Tokyo (JP)

(72) Inventors: **Toru Inagaki**, Rancho Palos Verdes, CA (US); **Eric Ma**, London (GB)

(73) Assignee: **HONDA MOTOR CO., LTD.**, Tokyo (JP)

(**) Term: **15 Years**

(21) Appl. No.: **29/700,183**

(22) Filed: **Jul. 31, 2019**

(51) **LOC (13) Cl.** **12-16**

(52) **U.S. Cl.**
USPC **D12/192**

(58) **Field of Classification Search**
USPC D12/191, 192, 190, 195, 345, 415-420, D12/400, 110, 114, 106, 96, 99; D14/157, 485, 489, 492, 488, 490; D15/17, 28; D10/113.4, 49, 46, 98, 102, D10/103, 122, 123, 124, 125, 126, 127; 296/70, 24.3, 37.12; 702/165
CPC ... B60R 21/045; B60R 2300/305; B60R 7/04; B60R 7/06; B60R 7/08; B60K 35/00; B60K 37/00; B60K 37/02; B60K 37/04; B60K 37/06; G06F 3/04817; H04N 21/4307; H04N 21/4312
See application file for complete search history.

(56) **References Cited**

U.S. PATENT DOCUMENTS

D653,185 S *	1/2012	Senda	D12/192
D654,004 S *	2/2012	Hamajima	D12/192
D660,210 S *	5/2012	Minakawa	D12/192
D693,750 S *	11/2013	Cheung	D12/192
D696,171 S *	12/2013	Iwauchi	D12/192
D697,461 S *	1/2014	Norman	D12/192
D697,463 S *	1/2014	Yamamoto	D12/192

D697,848 S *	1/2014	Maruyama	D12/192
D697,849 S *	1/2014	Tanaka	D12/192
D697,852 S *	1/2014	Yamagata	D12/192
D704,608 S *	5/2014	Kanda	D12/192

(Continued)

OTHER PUBLICATIONS

2020 Honda Accord Interior Photos, CarBuzz.com, [online], [site visited Oct. 13, 2020]. <URL: https://carbuzz.com/cars/honda/accord-sedan/photos-interior> (Year: 2020).*

(Continued)

Primary Examiner — T Chase Nelson

Assistant Examiner — Jonathan J. Han

(74) *Attorney, Agent, or Firm* — Arent Fox LLP

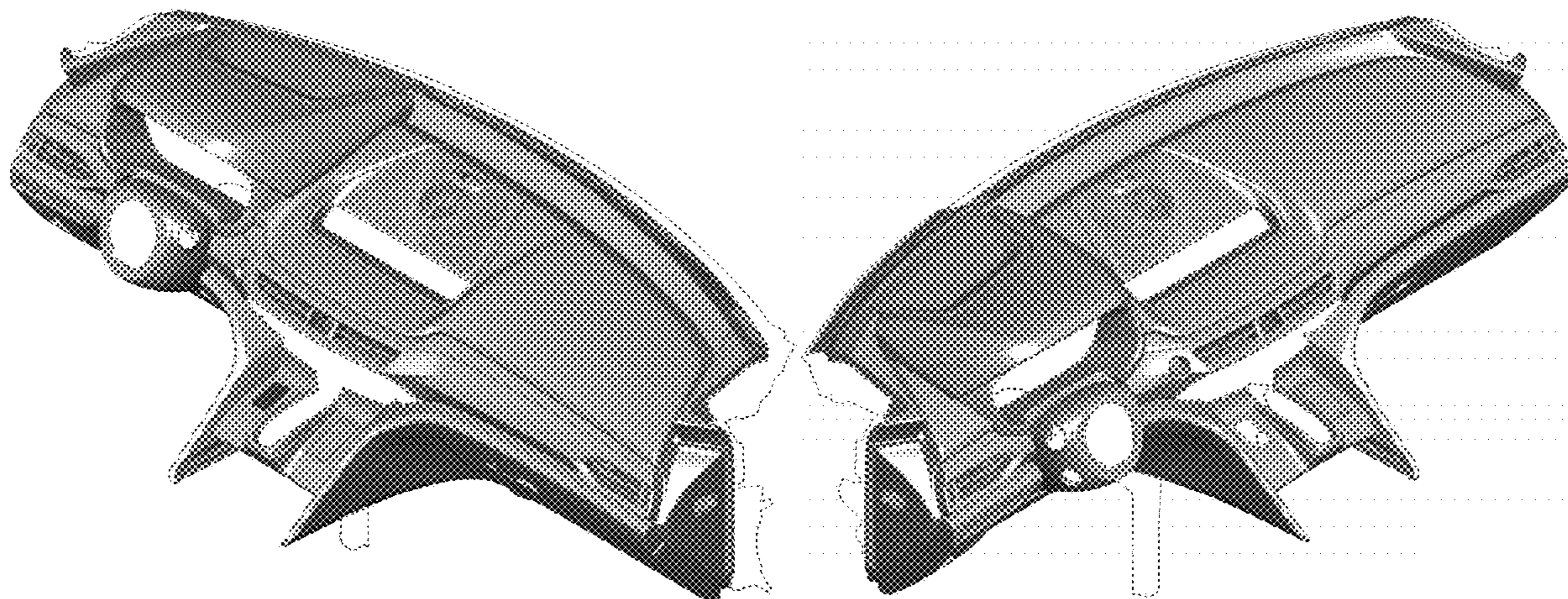
(57) **CLAIM**

The ornamental design for an instrument panel, as shown and described.

DESCRIPTION

FIG. 1 is a front right perspective view of an instrument panel showing our new design; FIG. 2 is a front left perspective view of the design shown in FIG. 1; FIG. 3 is a rear left perspective view of the design shown in FIG. 1; FIG. 4 is a rear right perspective view of the design shown in FIG. 1; FIG. 5 is a front view of the design shown in FIG. 1; FIG. 6 is a rear view of the design shown in FIG. 1; FIG. 7 is a left side view of the design shown in FIG. 1; FIG. 8 is a right side view of the design shown in FIG. 1; FIG. 9 is a top view of the design shown in FIG. 1; and, FIG. 10 is a bottom view of the design shown in FIG. 1. The broken lines shown in the figures are included for the purpose of illustrating portions of the instrument panel and form no part of the claimed design.

1 Claim, 10 Drawing Sheets



(56)

References Cited

U.S. PATENT DOCUMENTS

D704,609	S	*	5/2014	Nakauchi	D12/192
D705,145	S	*	5/2014	Mangan	D12/192
D705,711	S	*	5/2014	Yamamoto	D12/192
D726,612	S	*	4/2015	Wiedeman	D12/192
D727,231	S	*	4/2015	Narita	D12/192
D733,021	S	*	6/2015	Takagi	D12/192
D737,186	S	*	8/2015	Nakao	D12/192
D761,709	S	*	7/2016	Shimizu	D12/192
D762,152	S	*	7/2016	Inagaki	D12/192
D770,348	S	*	11/2016	Shimizu	D12/192
D770,953	S	*	11/2016	Tanaka	D12/192
D795,146	S	*	8/2017	Ogawa	D12/192
D800,040	S	*	10/2017	Kasano	D12/192
D803,743	S	*	11/2017	Igarashi	D12/192
D804,380	S	*	12/2017	Nakai	D12/192
D807,266	S	*	1/2018	Hasegawa	D12/192
D810,643	S	*	2/2018	Takamura	D12/192
D813,127	S	*	3/2018	Yamamoto	D12/192
D813,769	S	*	3/2018	Yaguchi	D12/192
D826,122	S	*	8/2018	Yamamoto	D12/192
D828,259	S	*	9/2018	Takagi	D12/192
D830,927	S	*	10/2018	Tanaka	D12/192
D836,510	S	*	12/2018	Nakai	D12/192
D840,305	S	*	2/2019	Chang	D12/192
D844,516	S	*	4/2019	Yu	D12/192
D864,816	S	*	10/2019	Kabata	D12/192
D872,683	S	*	1/2020	Motozaki	D12/415
D895,500	S	*	9/2020	Nakao	D12/192

OTHER PUBLICATIONS

2018 Honda Accord, Cars.USnews.com, [online], [site visited Oct. 13, 2020]. <URL: <https://cars.usnews.com/cars-trucks/honda/accord/2018/photos-interior/dashboard>> (Year: 2020).*

* cited by examiner

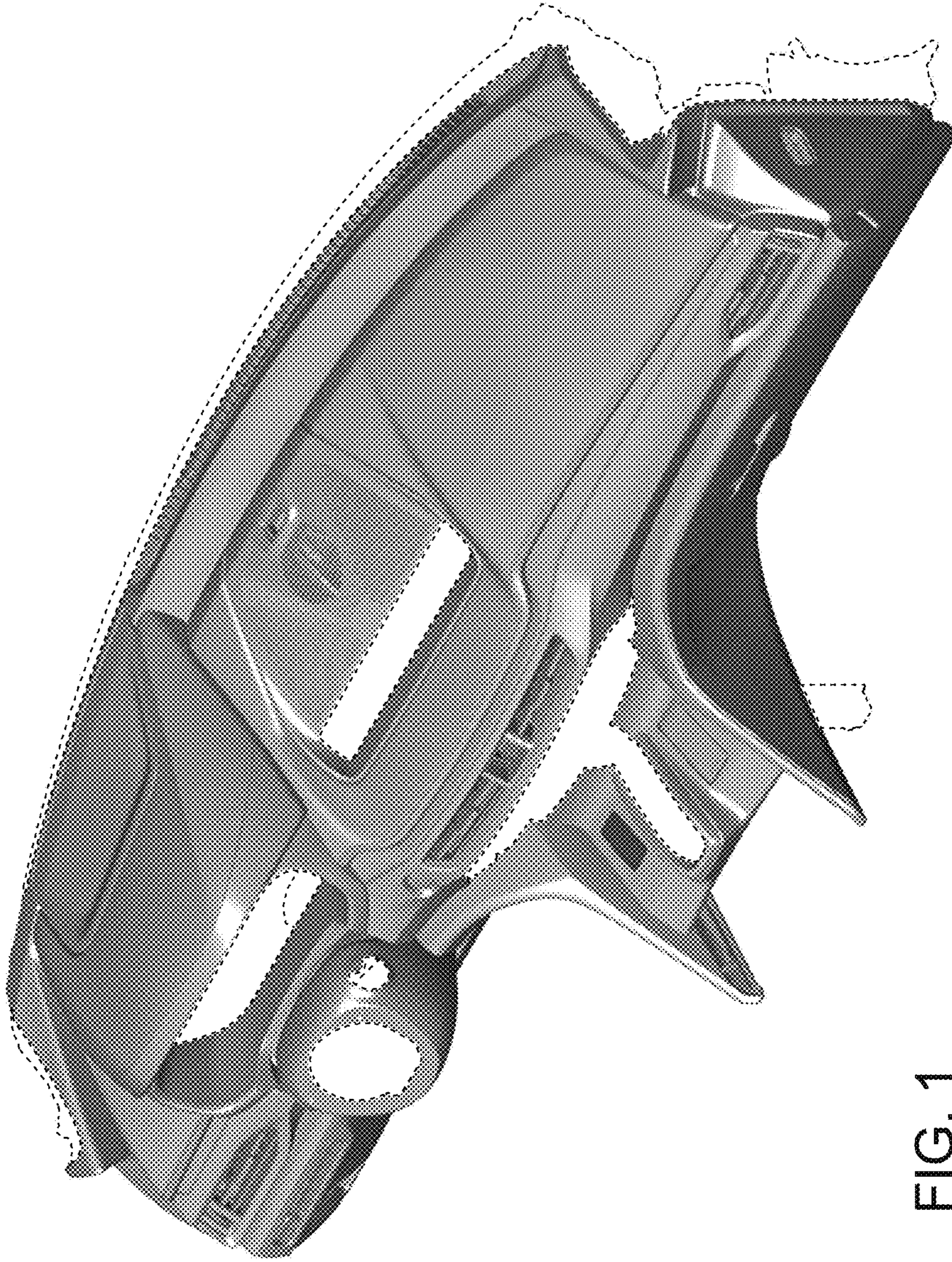


FIG. 1

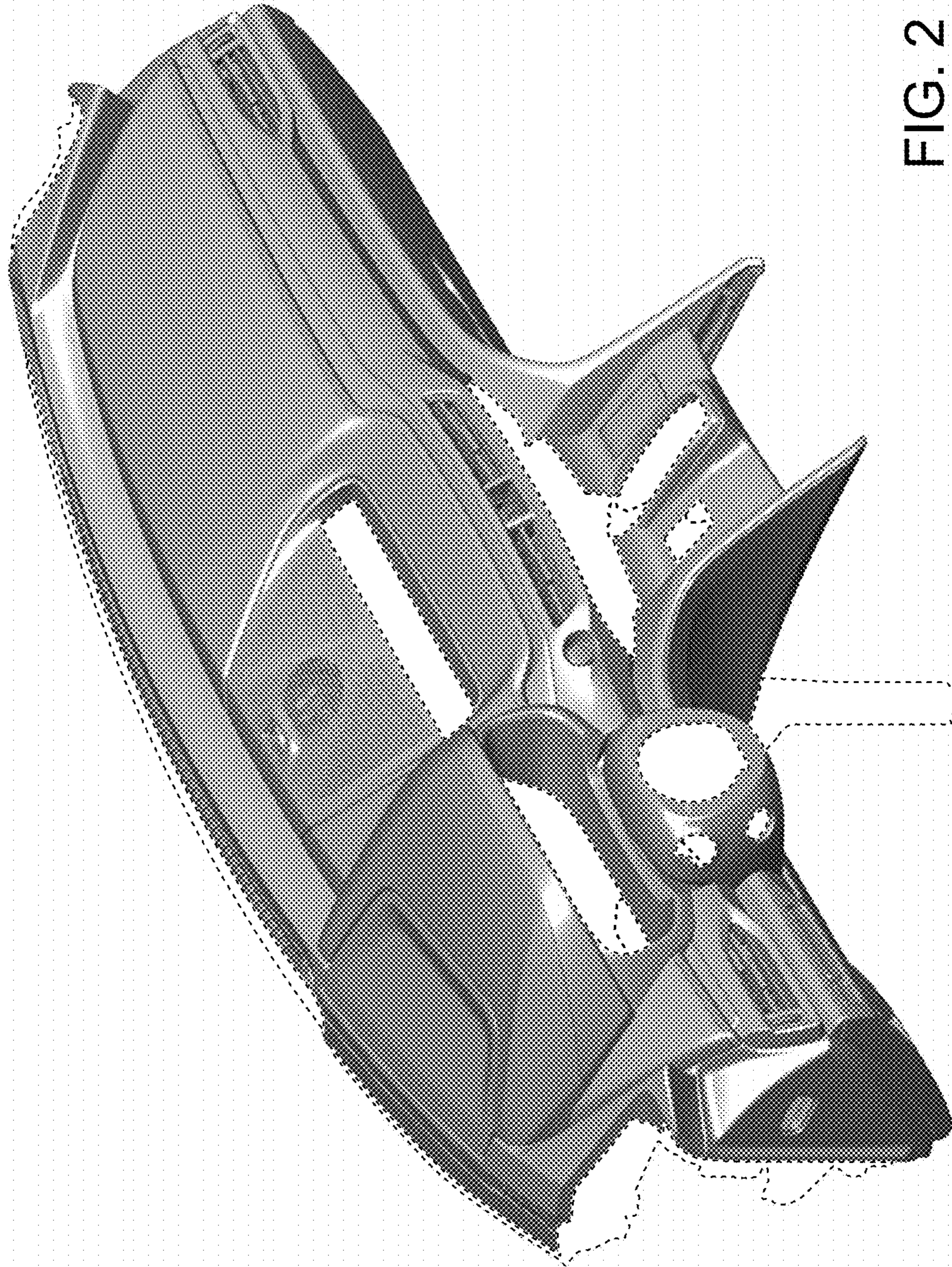


FIG. 2

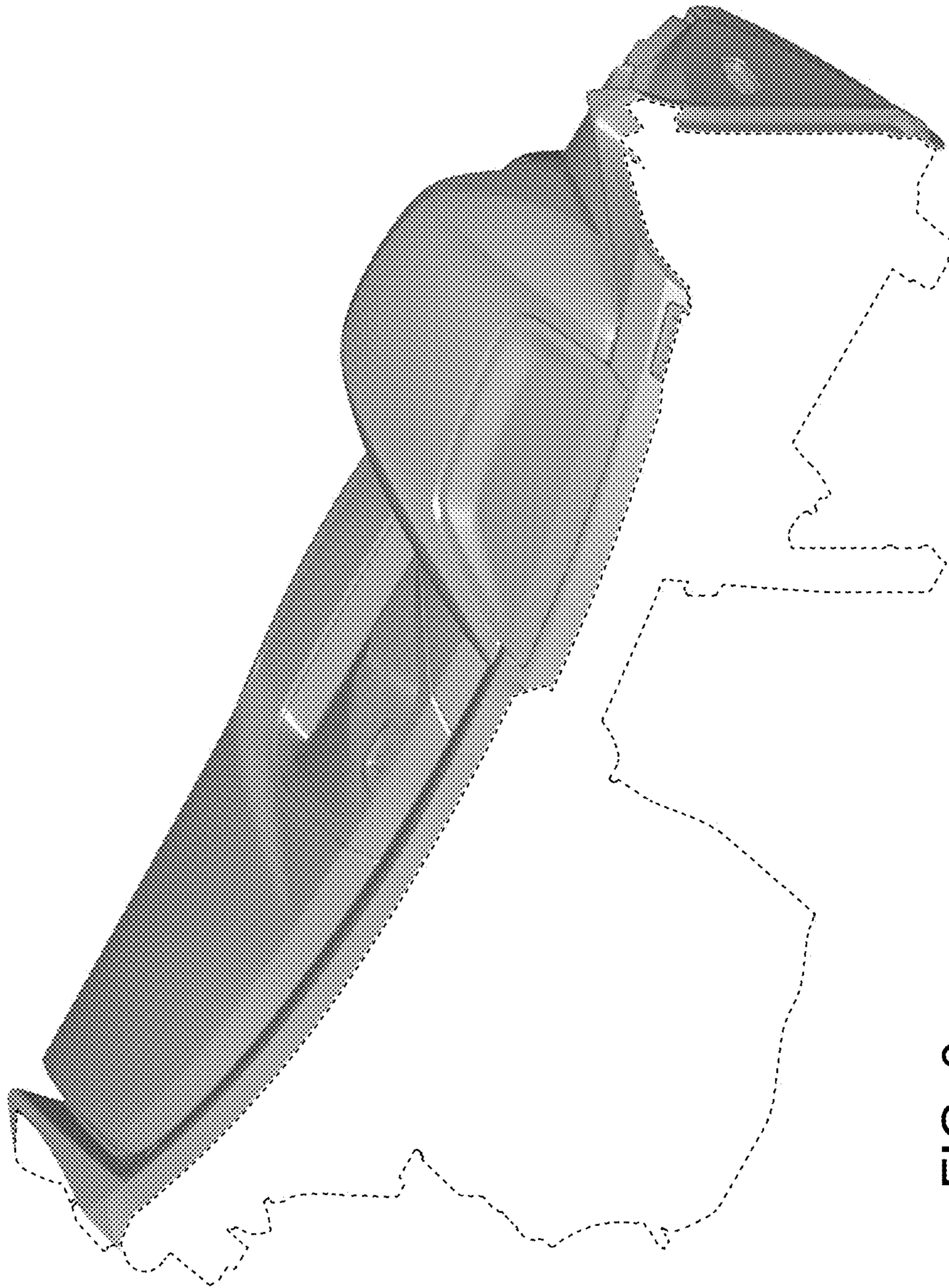


FIG. 3

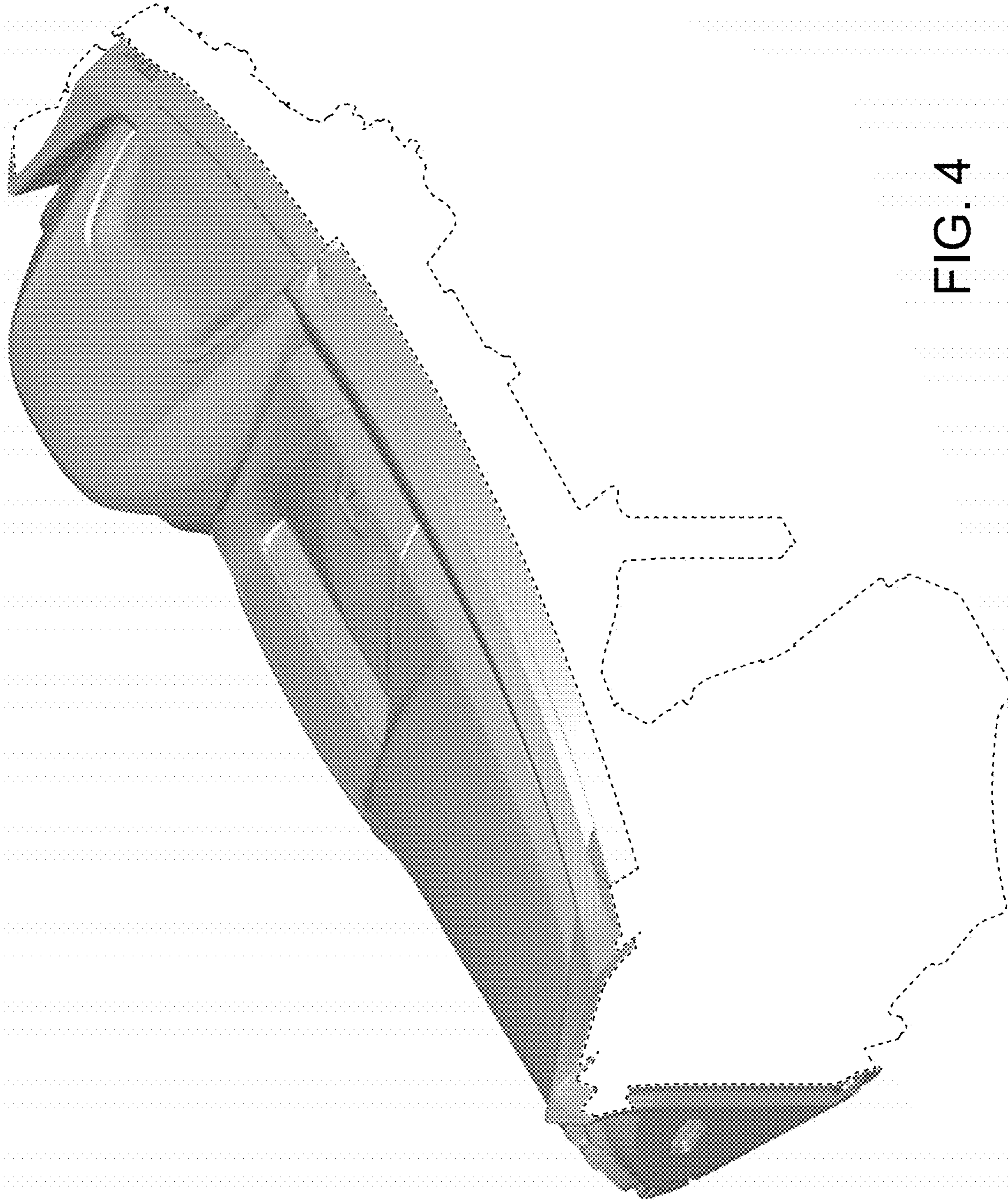


FIG. 4

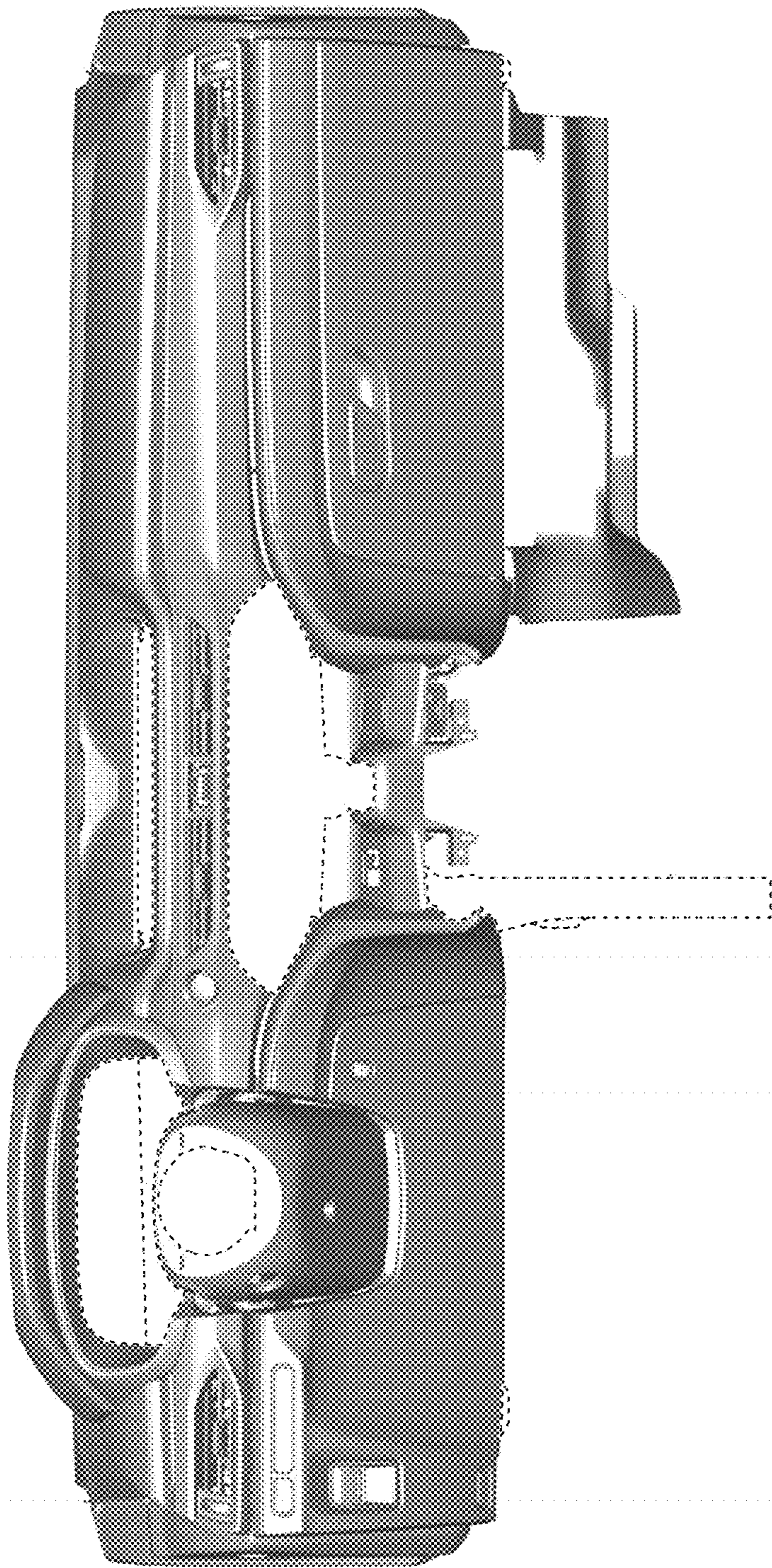


FIG. 5

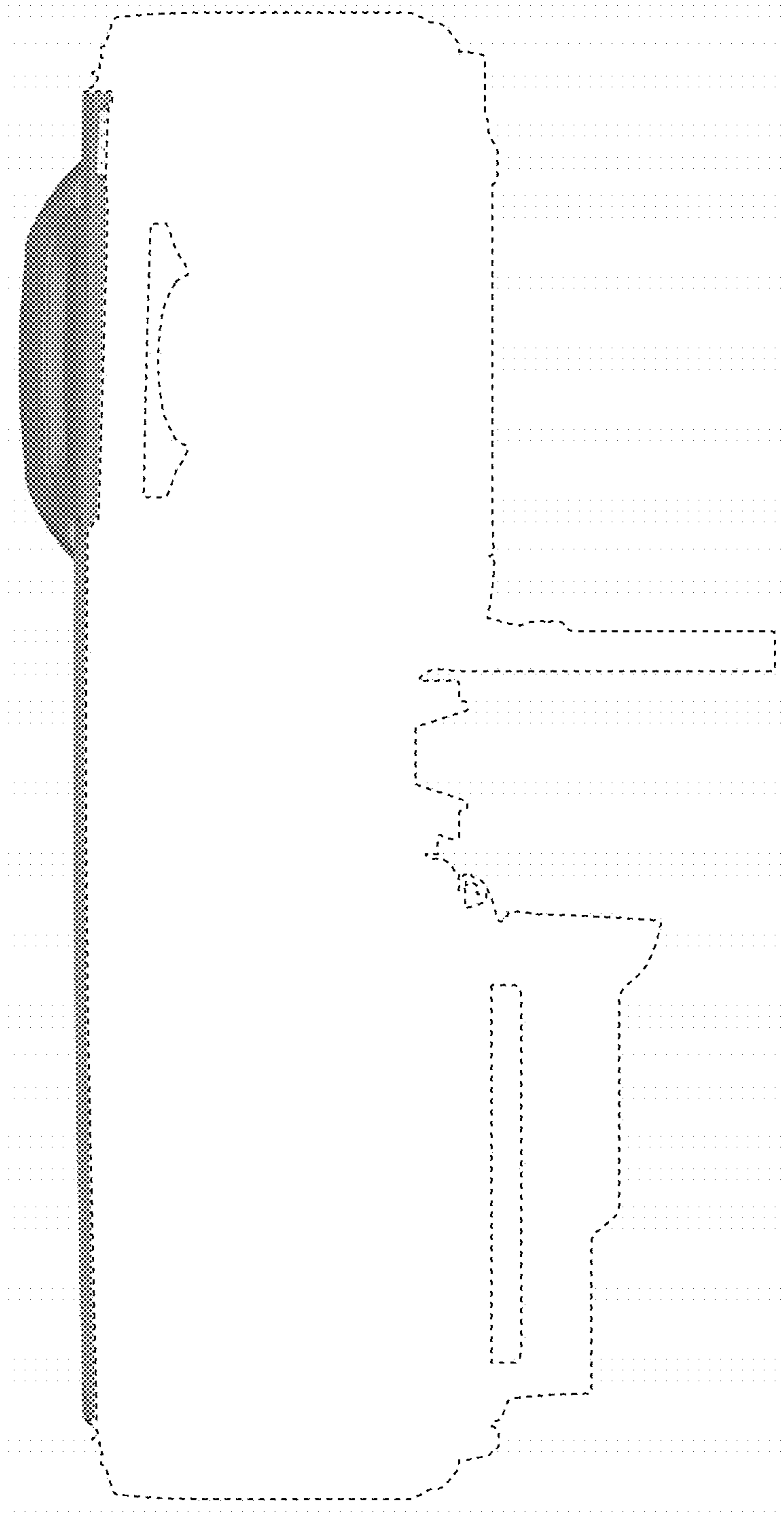


FIG. 6

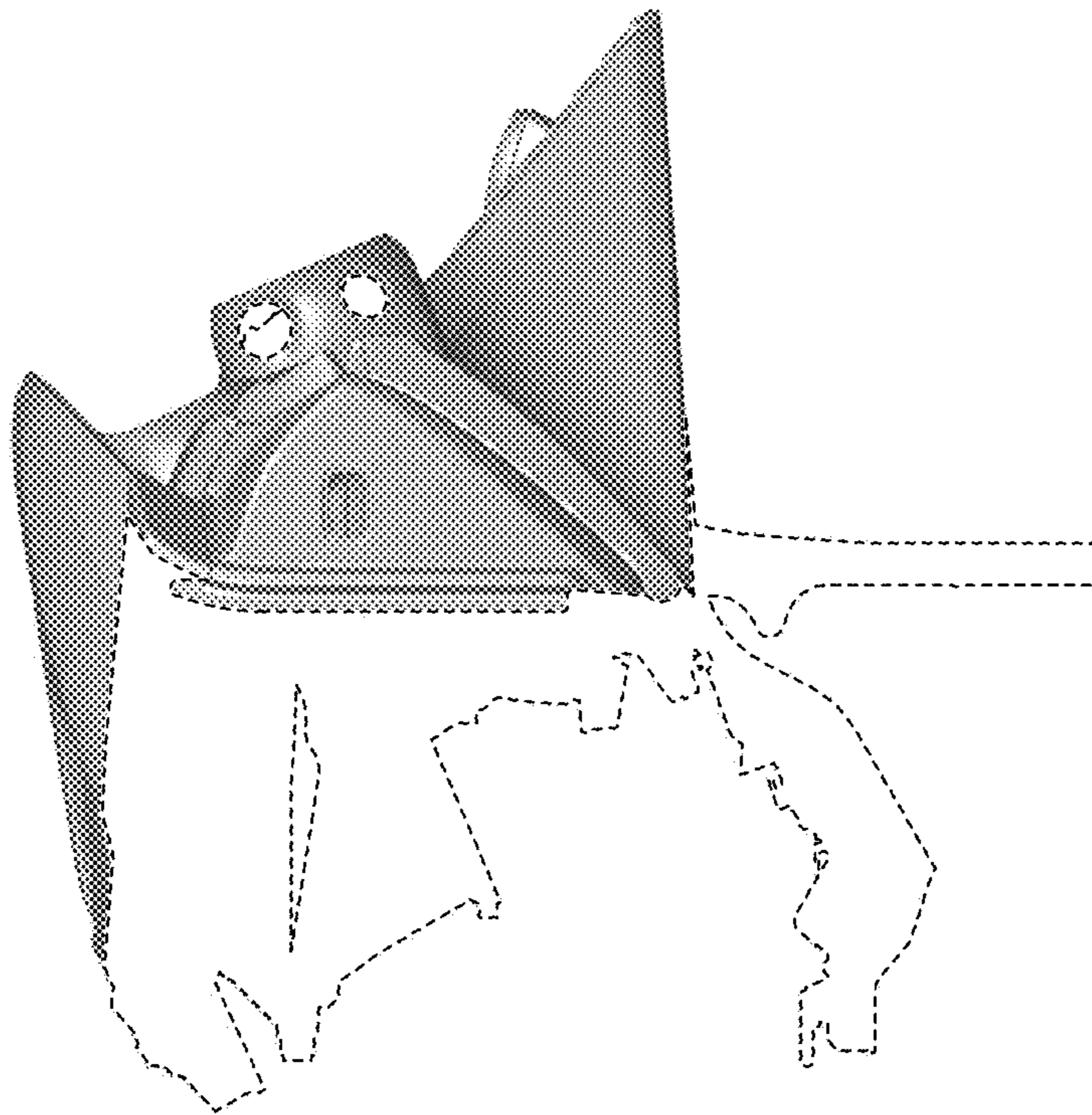


FIG. 7

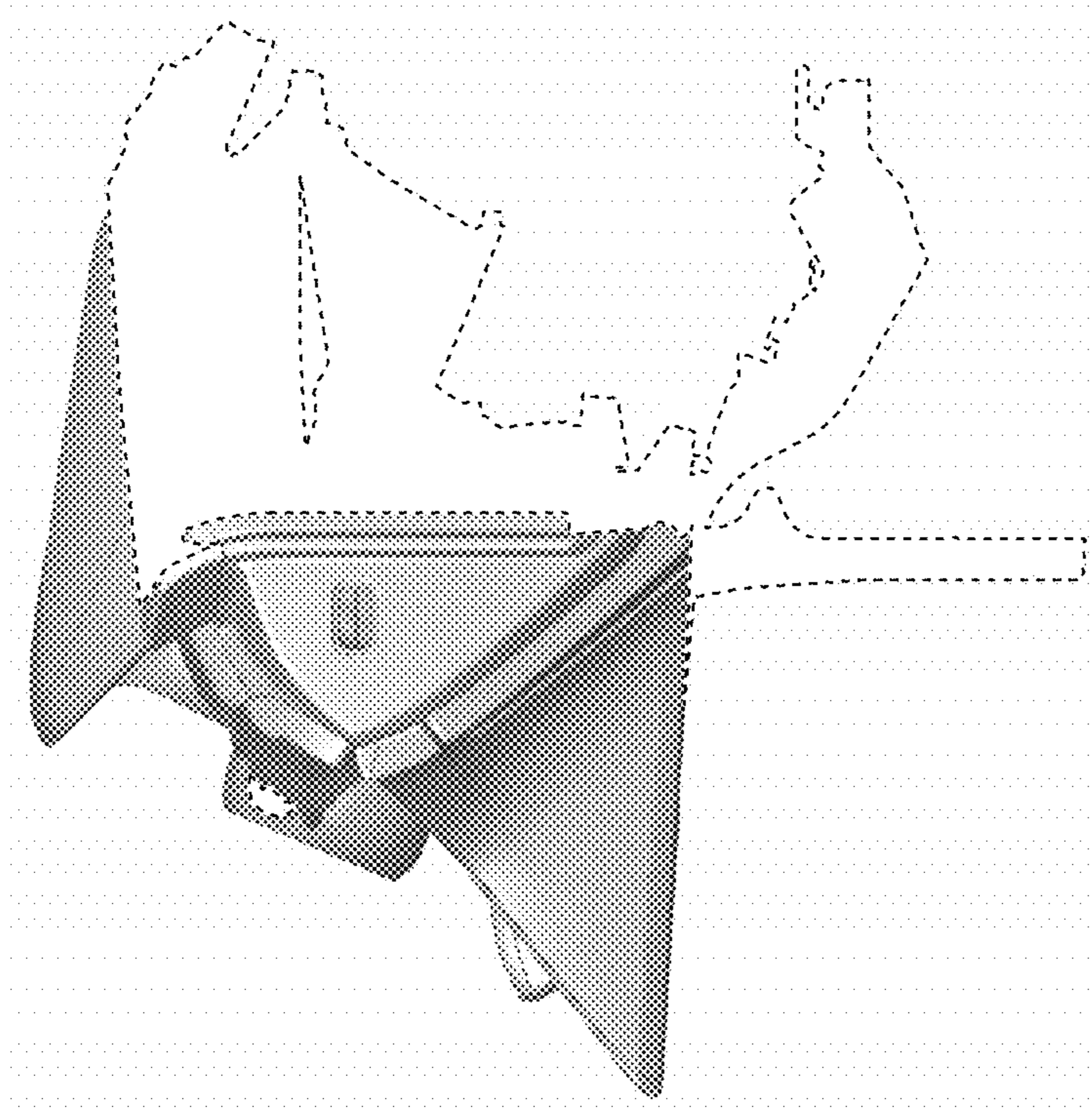


FIG. 8

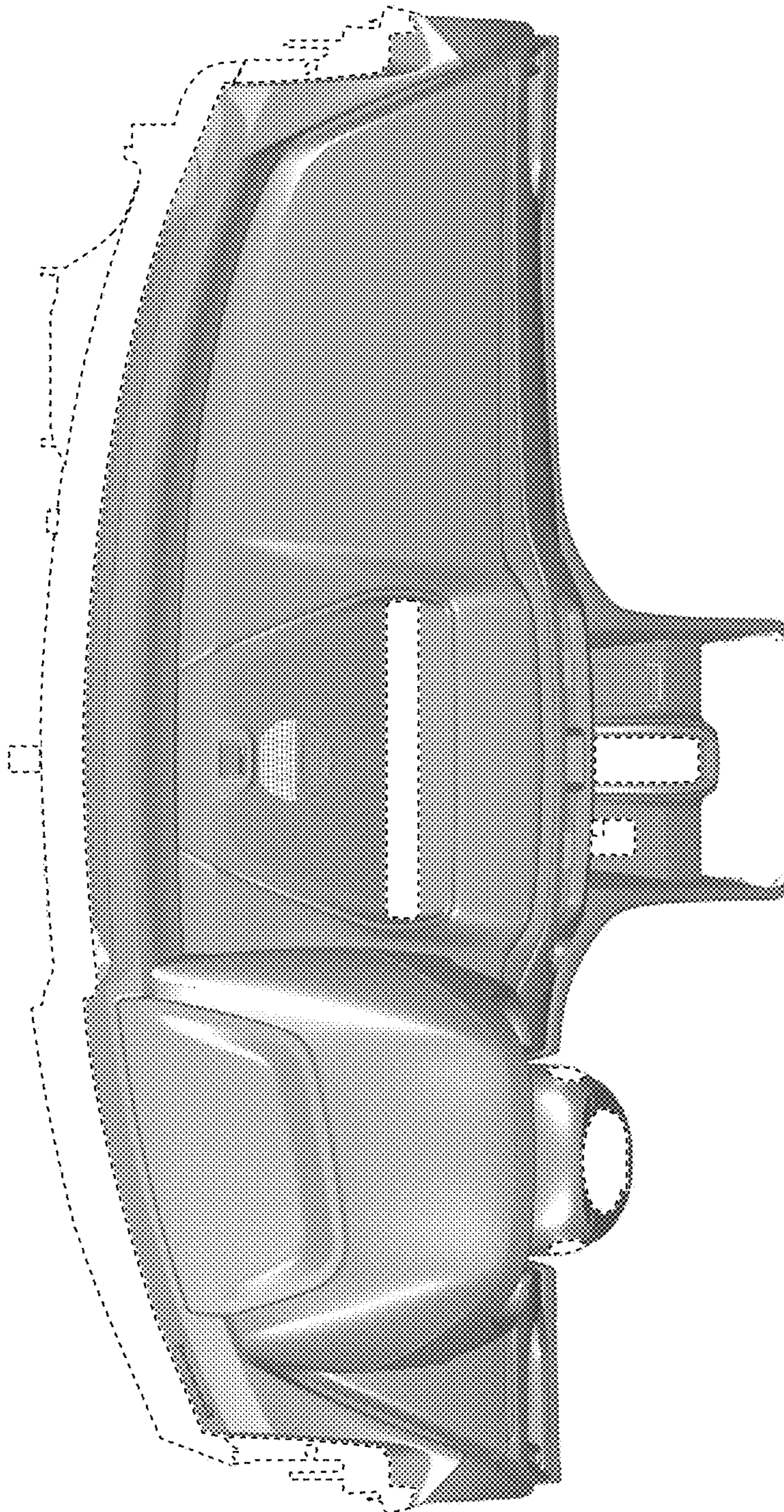


FIG. 9

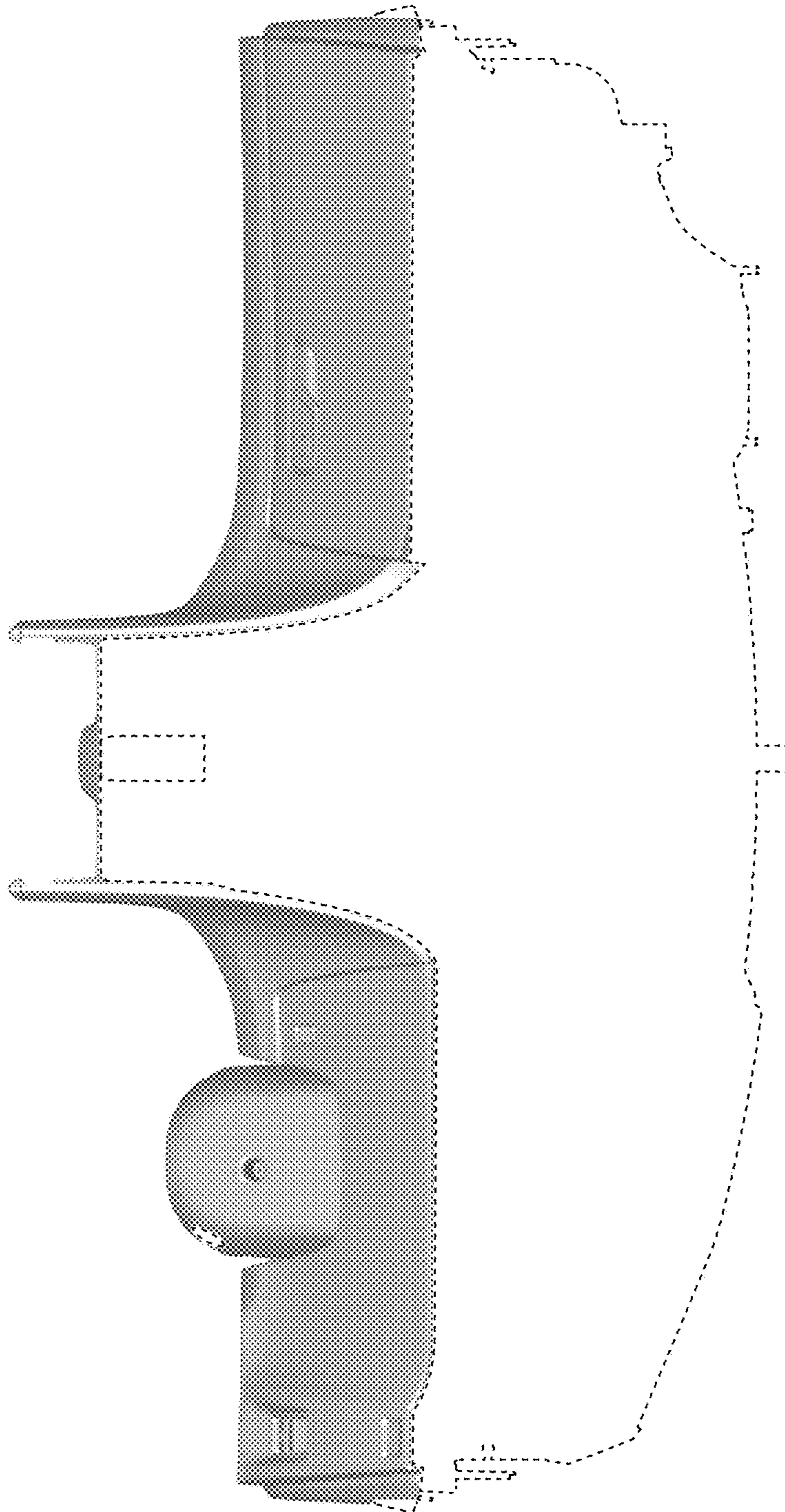


FIG. 10