



US00D917351S

(12) **United States Design Patent** (10) **Patent No.:** **US D917,351 S**
Wakabayashi et al. (45) **Date of Patent:** **** Apr. 27, 2021**

(54) **RADIATOR GRILLE FOR AUTOMOBILE**
(71) Applicant: **Nissan Motor Co., Ltd., Kanagawa (JP)**
(72) Inventors: **Koji Wakabayashi, Kanagawa (JP); Takashi Utsunomiya, Kanagawa (JP)**
(73) Assignee: **Nissan Motor Co., Ltd., Yokohama (JP)**
(**) Term: **15 Years**
(21) Appl. No.: **29/709,089**
(22) Filed: **Oct. 11, 2019**
(30) **Foreign Application Priority Data**
Apr. 12, 2019 (JP) 2019-008094
(51) **LOC (13) Cl.** **12-16**
(52) **U.S. Cl.**
USPC **D12/169**
(58) **Field of Classification Search**
USPC D12/169, 164, 196, 171, 163, 86, 90-92;
293/102, 113, 115, 117, 120; 296/180.1,
296/180.2
CPC B60R 19/02; B60R 19/04; B62D 25/08
See application file for complete search history.

(56) **References Cited**
U.S. PATENT DOCUMENTS
D702,155 S * 4/2014 Hanaoka D12/163
D717,217 S * 11/2014 Murakawa D12/163
D720,264 S * 12/2014 Hanaoka D12/163
D721,020 S * 1/2015 Hanaoka D12/163
D738,798 S * 9/2015 Morikawa D12/163
D766,782 S * 9/2016 Arroba D12/163
D783,465 S * 4/2017 Choi D12/163


D789,844 S * 6/2017 Sakai D12/163
D797,013 S * 9/2017 Sahara D12/163
D797,014 S * 9/2017 Park D12/163
D817,234 S * 5/2018 Park D12/163
D818,891 S * 5/2018 Minamiyama D12/163
D819,504 S * 6/2018 Lalo D12/163
D819,507 S * 6/2018 Bridan D12/163
D819,509 S * 6/2018 Tanaka D12/163
D819,511 S * 6/2018 Ishii D12/163
D821,933 S * 7/2018 Ishii D12/163
D822,545 S * 7/2018 Sahara D12/163
D824,813 S * 8/2018 Miyazawa D12/163
D874,988 S * 2/2020 Katou D12/163
D874,989 S * 2/2020 Utsunomiya D12/163
D890,638 S * 7/2020 Lee D12/163

* cited by examiner
Primary Examiner — Melody N Brown
(74) *Attorney, Agent, or Firm* — Global IP Counselors, LLP

(57) **CLAIM**
The ornamental design for a radiator grille for an automobile, as shown and described.

DESCRIPTION
FIG. 1 is a front elevational view of a radiator grille for an automobile showing our new design;
FIG. 2 is a top plan view thereof;
FIG. 3 is a bottom plan view thereof;
FIG. 4 is a left side elevational view thereof;
FIG. 5 is a right side elevational view thereof;
FIG. 6 is a front and left side perspective view thereof; and,
FIG. 7 is a front and right side perspective view thereof.
The broken line showing of the radiator grille is for purpose of illustrating environmental structure and forms no part of the claimed design. The rear view of the radiator grille forms no part of the claimed design.

1 Claim, 7 Drawing Sheets



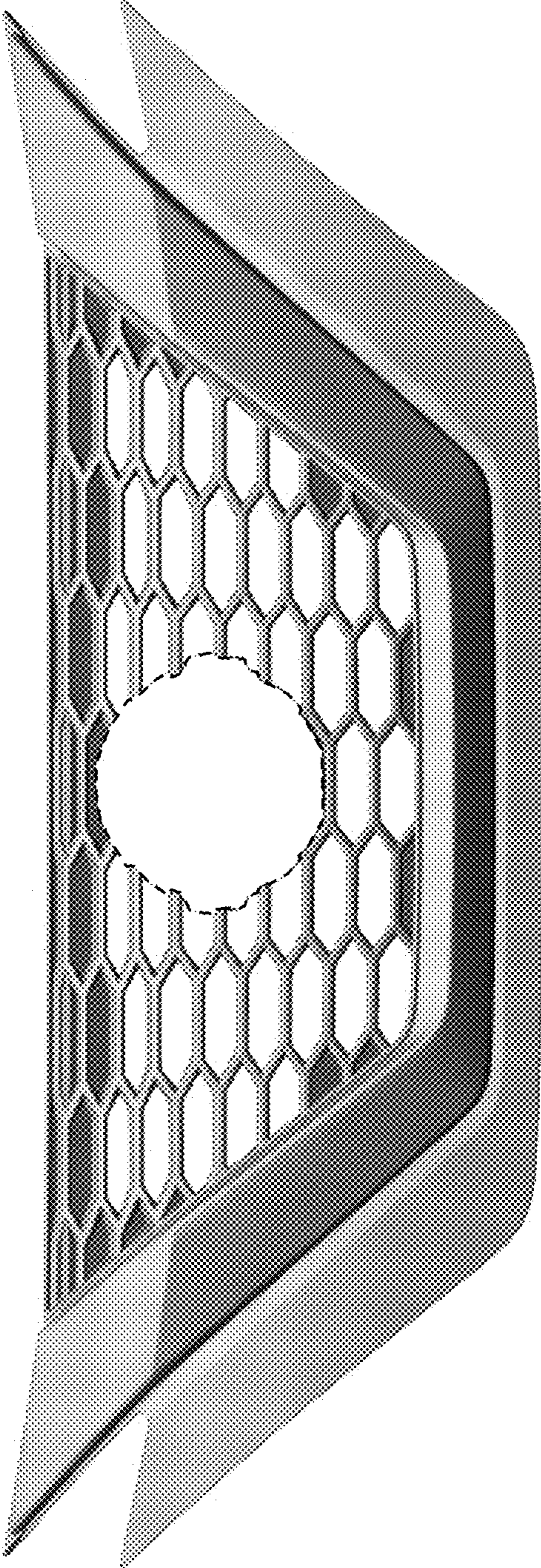


FIG. 1

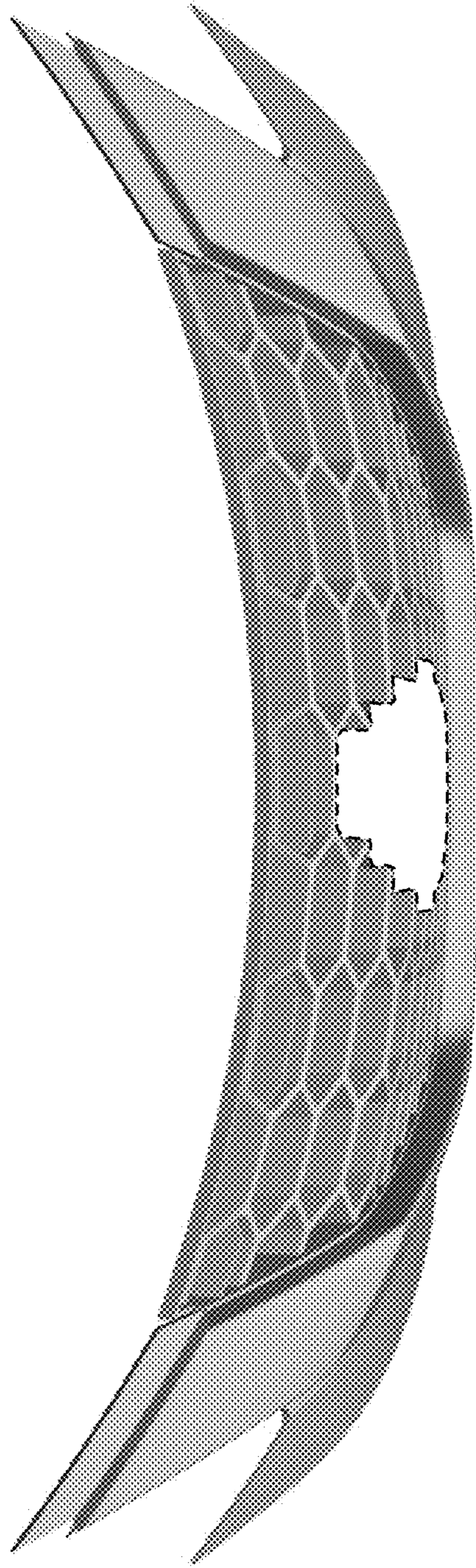


FIG. 2

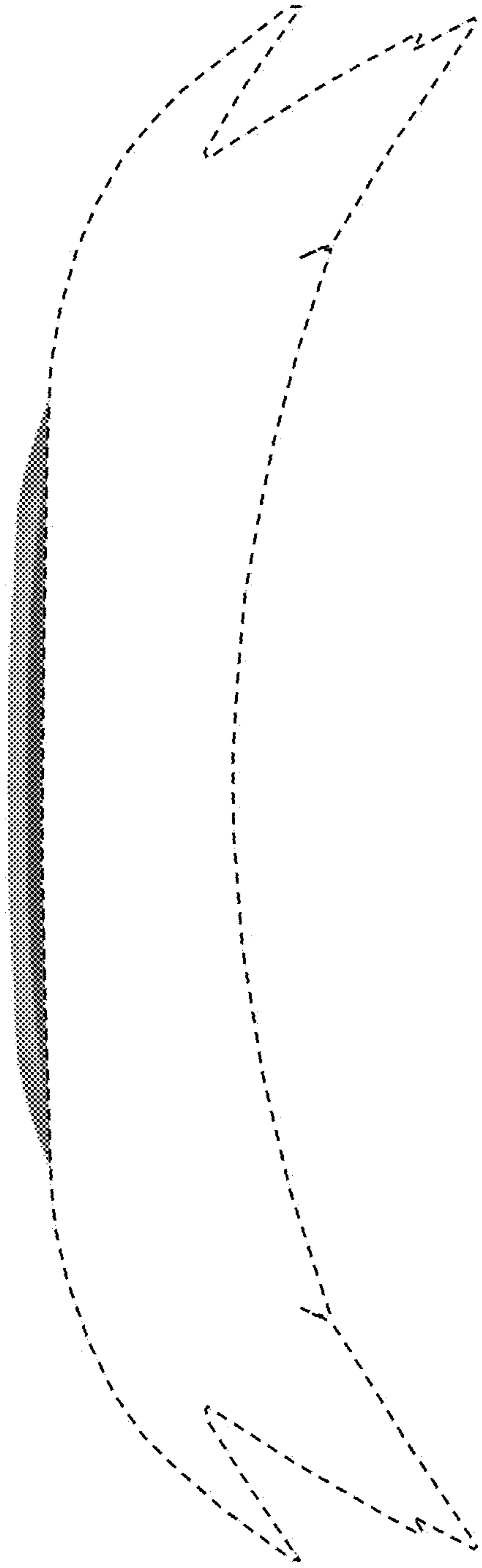


FIG. 3




FIG. 4




FIG. 5

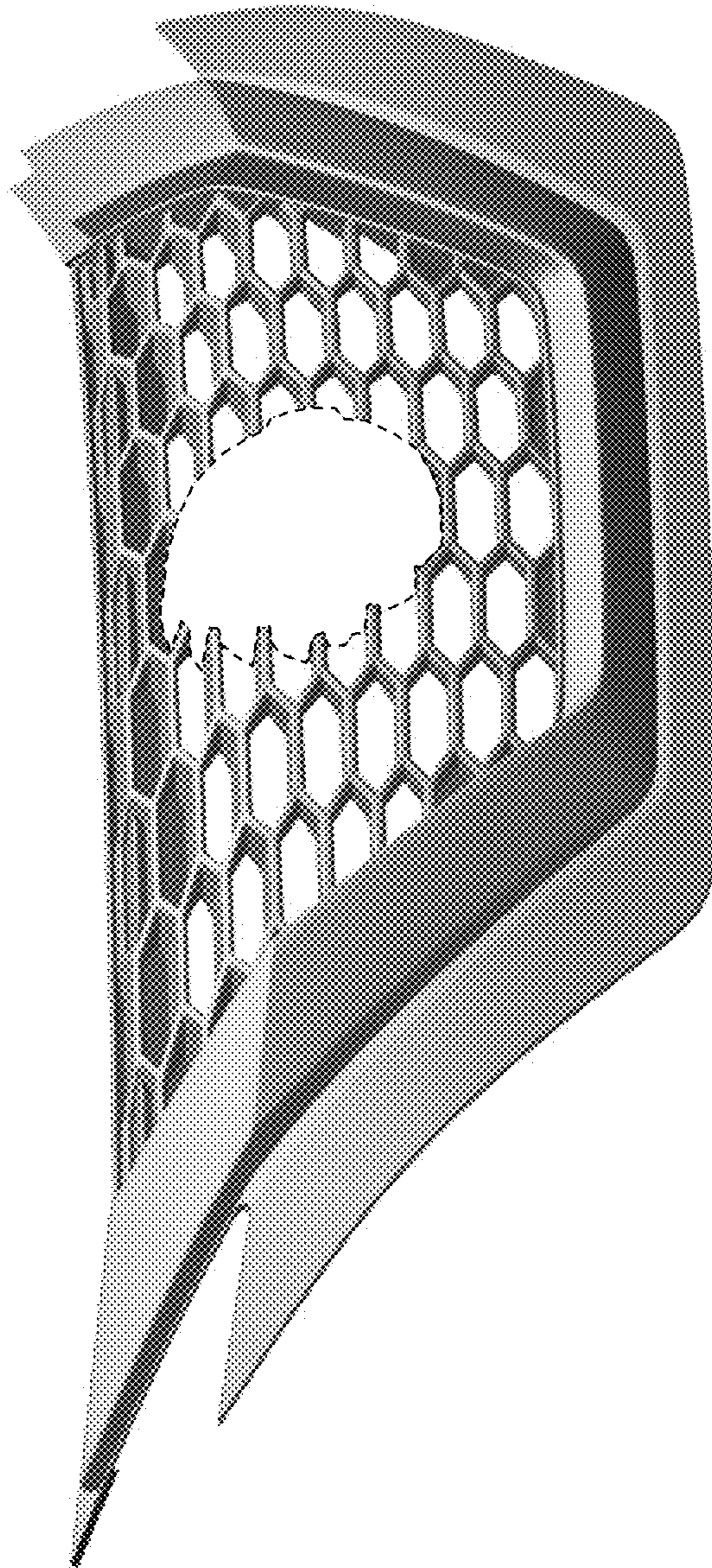


FIG. 6

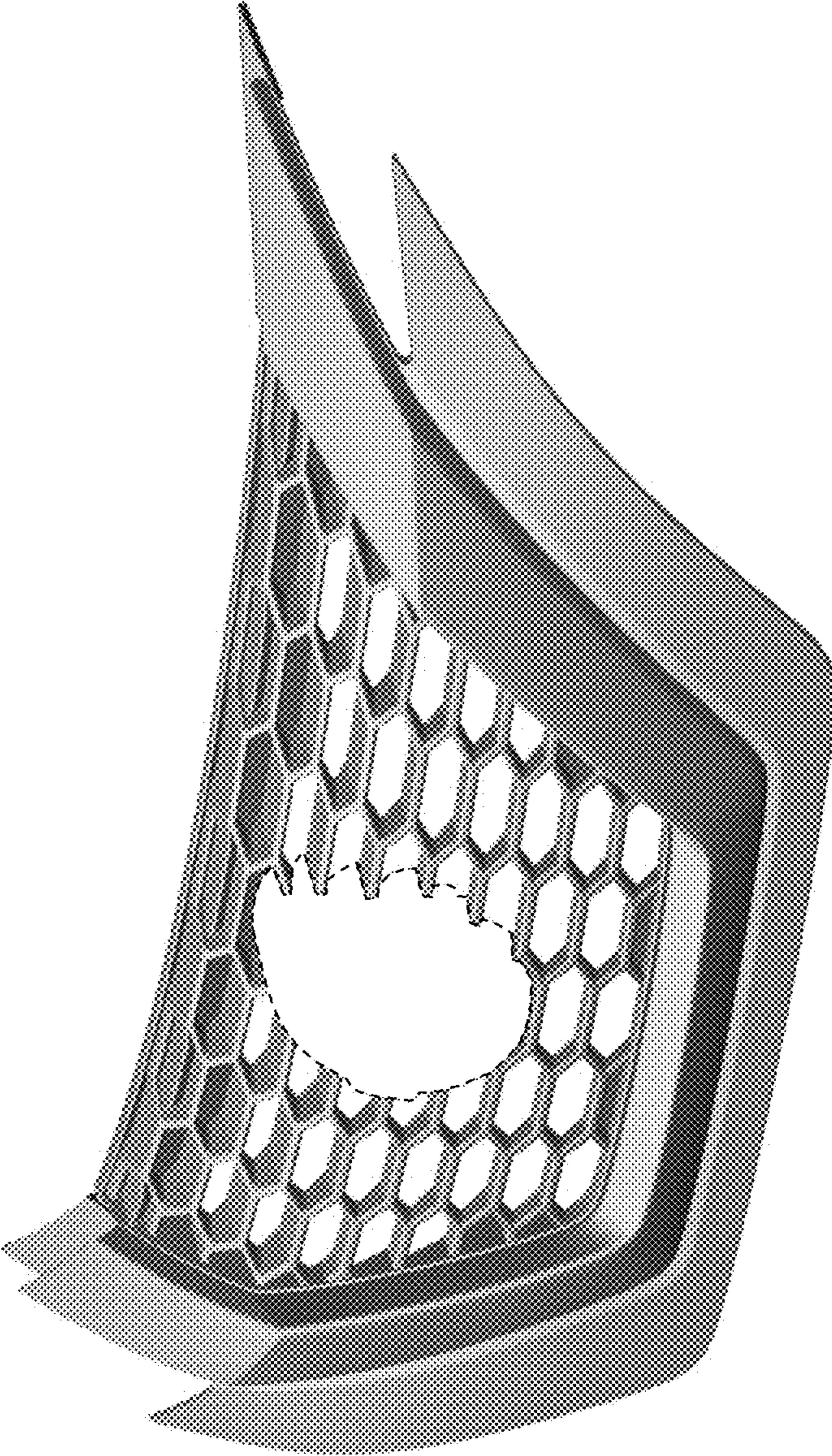


FIG. 7