



US00D917339S

(12) **United States Design Patent** (10) **Patent No.:** **US D917,339 S**  
**Thornburg** (45) **Date of Patent:** **\*\* Apr. 27, 2021**

(54) **RIFLE FLAGPOLE**  
(71) Applicant: **Ralph Thornburg**, Redlands, CA (US)  
(72) Inventor: **Ralph Thornburg**, Redlands, CA (US)  
(\*\*) Term: **15 Years**

D671,182 S \* 11/2012 Klotz ..... D22/103  
D674,027 S \* 1/2013 Reinagel ..... D21/573  
D678,453 S \* 3/2013 Klotz ..... D22/103  
D706,673 S 6/2014 Lingo  
D729,117 S 5/2015 Bishop  
D844,088 S \* 3/2019 Moretti ..... D22/103  
D880,348 S 4/2020 Kauk  
D886,664 S 6/2020 Kauk  
2014/0251201 A1 9/2014 Lingo

(21) Appl. No.: **29/754,617**  
(22) Filed: **Oct. 13, 2020**  
(51) **LOC (13) Cl.** ..... **11-05**  
(52) **U.S. Cl.**  
USPC ..... **D11/181; D22/103**  
(58) **Field of Classification Search**  
USPC ..... D11/172, 181, 182; D22/103; D20/41,  
D20/42  
CPC ..... G09F 17/00; G09F 2017/0041; G09F  
2017/0008; G09F 2017/0025; G09F  
2017/0066; F41C 7/00  
See application file for complete search history.

**OTHER PUBLICATIONS**

Alamy M14 rifle, Jan. 16, 2012, [online], [site visited Dec. 19, 2020]. Retrieved from url:https://www.alamy.com/stock-photo-m14-rifle-developed-from-the-m1-garand-54615595.html (Year: 2012).\*

\* cited by examiner

*Primary Examiner* — Michelle E. Wilson  
*Assistant Examiner* — Tracey J Bell  
(74) *Attorney, Agent, or Firm* — Guy Cumberbatch

(57) **CLAIM**

I claim the ornamental design for a rifle flagpole, as shown and described.

**DESCRIPTION**

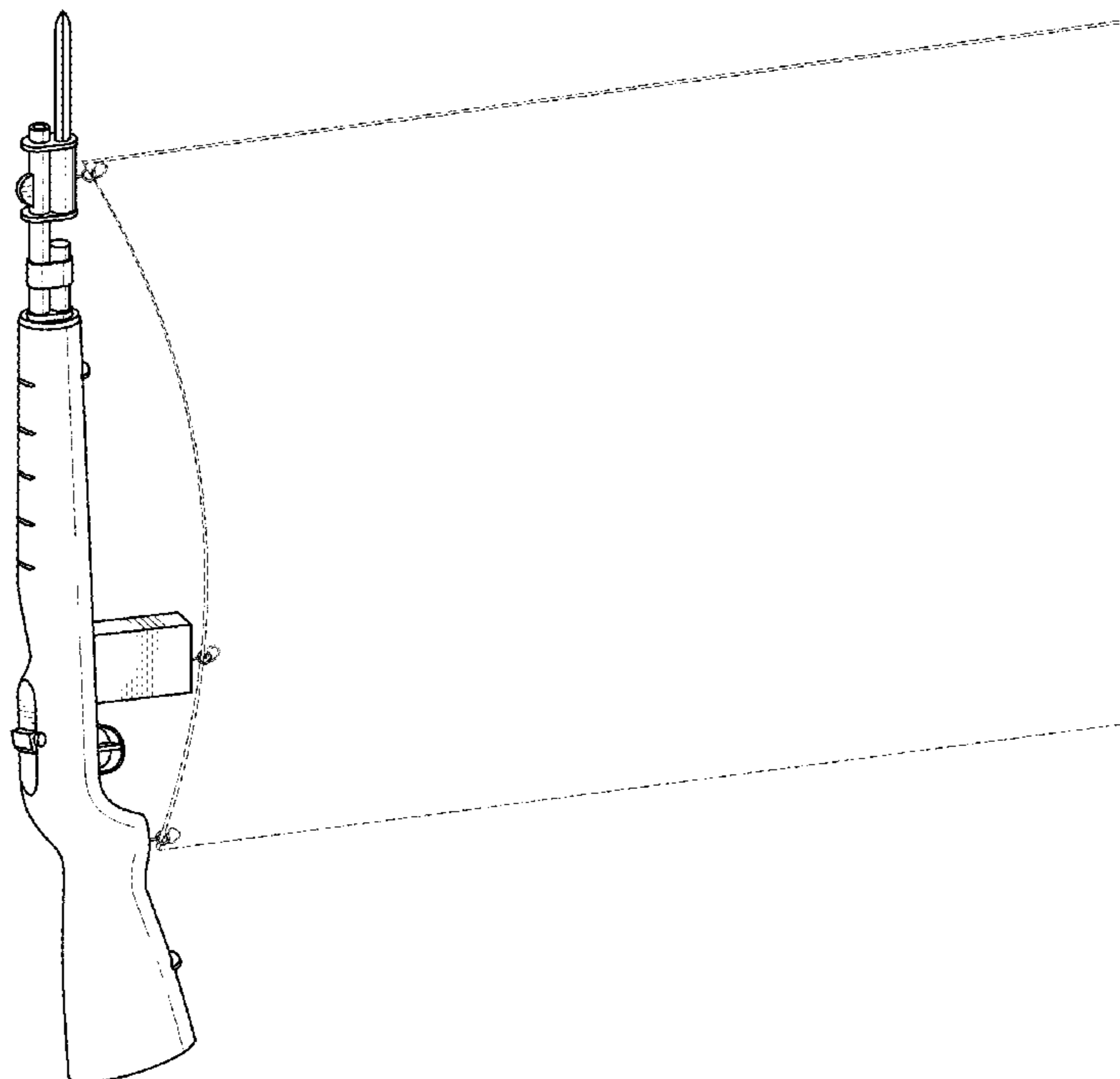
FIG. 1 is a perspective view of a rifle flagpole of the present application;  
FIG. 2 is a right side view of the rifle flagpole;  
FIG. 3 is a left side view of the rifle flagpole;  
FIG. 4 is a top plan view of the rifle flagpole;  
FIG. 5 is a bottom plan view of the rifle flagpole.  
FIG. 6 is a front end view of the rifle flagpole; and,  
FIG. 7 is a rear end view of the rifle flagpole.  
The purpose of broken lines in the drawings is to show environmental structure that forms no part of claim.

**1 Claim, 6 Drawing Sheets**

(56) **References Cited**

**U.S. PATENT DOCUMENTS**

D108,985 S \* 3/1938 Pugsley ..... D22/103  
D160,151 S \* 9/1950 Duncan ..... D22/103  
D179,974 S \* 4/1957 Ivy ..... D22/103  
D188,193 S \* 6/1960 Stoner ..... D22/103  
D193,483 S \* 8/1962 Kelly ..... D22/103  
D251,979 S \* 5/1979 Hance ..... D22/103  
D272,173 S \* 1/1984 Mattarelli ..... D22/103  
D299,673 S \* 1/1989 Knight ..... D22/103  
D304,223 S \* 10/1989 Ruger ..... D22/108  
D340,092 S \* 10/1993 Carter ..... D21/573  
D416,305 S \* 11/1999 Ruger ..... D22/100  
D529,839 S 10/2006 Howald  
D638,086 S \* 5/2011 Salva ..... D22/103



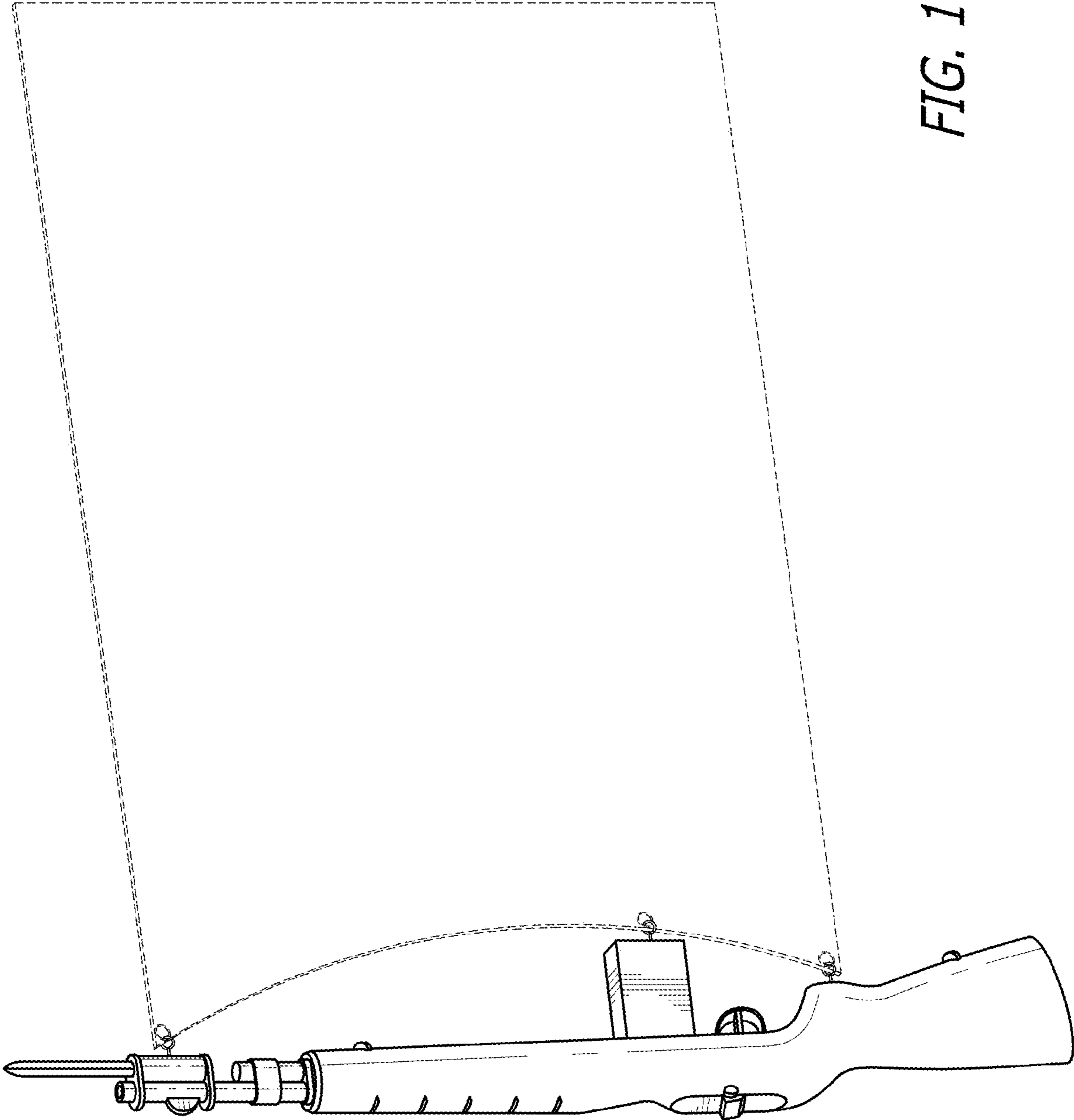
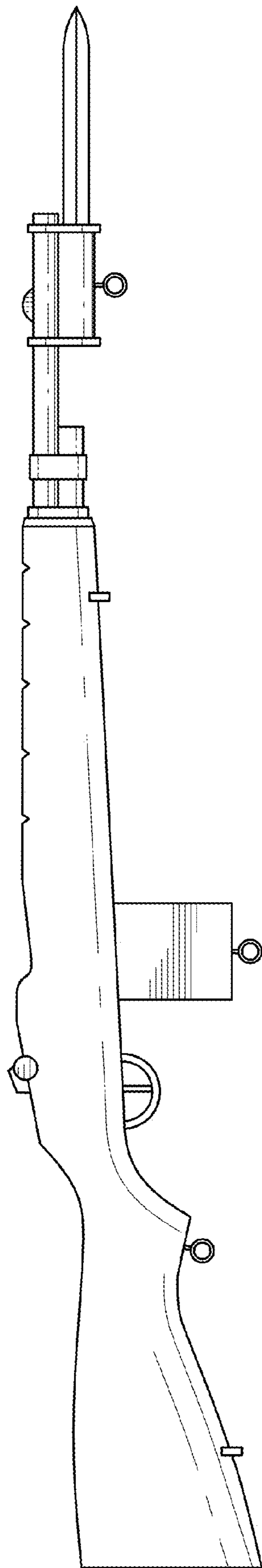
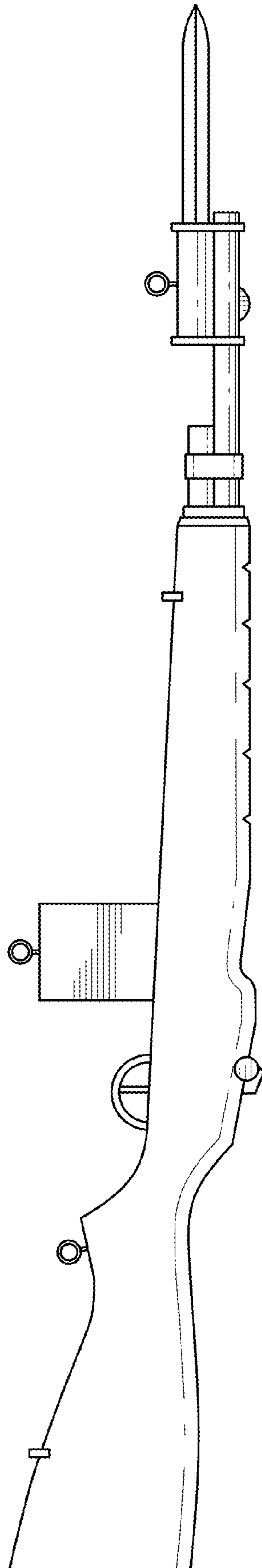


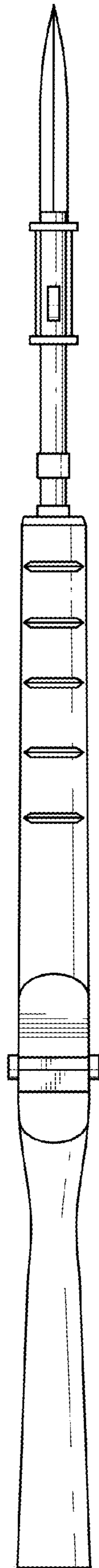
FIG. 1




*FIG. 2*

*FIG. 3*

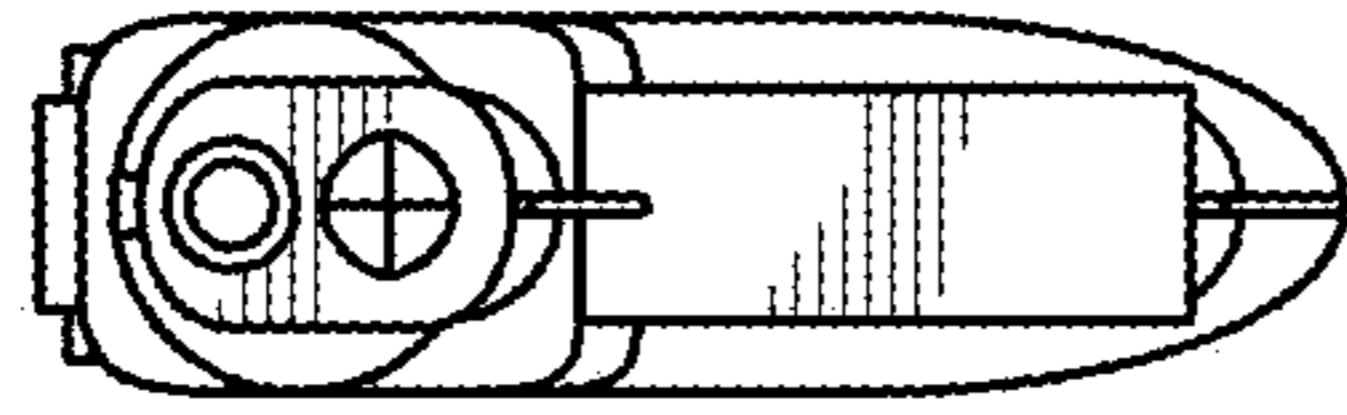




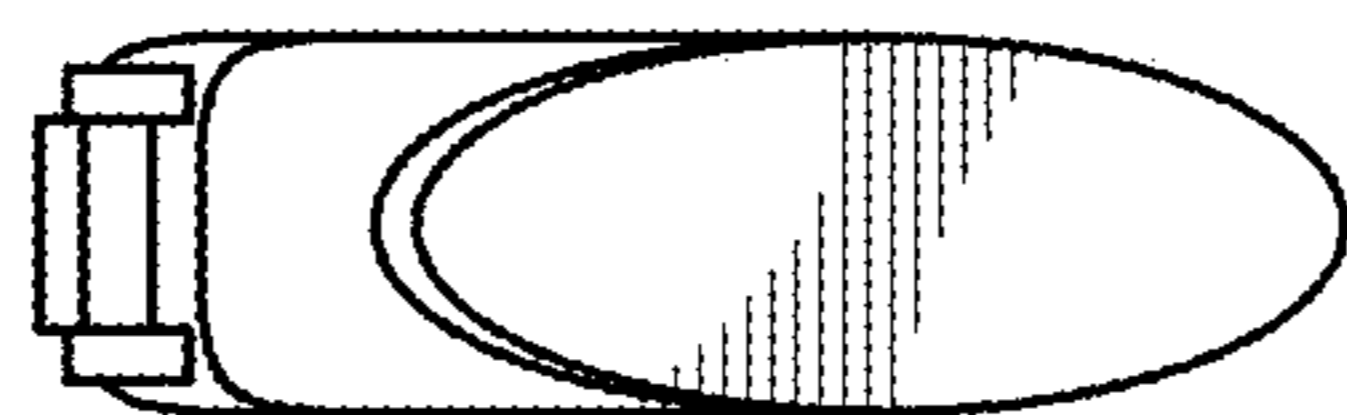
*FIG. 4*



*FIG. 5*



*FIG. 6*



*FIG. 7*