



US00D917337S

(12) **United States Design Patent**
Bonoli

(10) **Patent No.:** **US D917,337 S**

(45) **Date of Patent:** **** Apr. 27, 2021**

- (54) **PRECIOUS STONE**
- (71) Applicant: **BONOLI S.R.L.**, Forli (IT)
- (72) Inventor: **Massimiliano Bonoli**, Forlimpopoli (IT)
- (73) Assignee: **BONOLI S.R.L.**, Forli (IT)
- (**) Term: **15 Years**
- (21) Appl. No.: **29/672,660**
- (22) Filed: **Dec. 7, 2018**
- (30) **Foreign Application Priority Data**
 - Jun. 22, 2018 (EM) 005321379
- (51) **LOC (13) Cl.** **11-01**
- (52) **U.S. Cl.**
 - USPC **D11/91; D11/90**
- (58) **Field of Classification Search**
 - USPC D11/1, 34, 40, 90, 91, 92
 - CPC A44C 1/00; A44C 17/00; A44C 17/001;
A44C 17/006; A44C 17/007; A44C
17/008; A44C 17/02; A44C 17/04; A44C
17/046

See application file for complete search history.

| | | | | |
|----------------|---------|-----------|-------|----------------------|
| D684,887 S * | 6/2013 | Wein | | D11/91 |
| 8,584,329 B2 * | 11/2013 | Dhakka | | A44C 17/046 29/10 |
| D697,831 S * | 1/2014 | Dholakiya | | D11/91 |
| D699,146 S * | 2/2014 | Dholakiya | | D11/91 |
| D824,798 S * | 8/2018 | Matatov | | D11/91 |
| D827,485 S * | 9/2018 | Bonoli | | D11/91 |
| D836,019 S * | 12/2018 | Bonoli | | D11/91 |
| D836,480 S * | 12/2018 | Bonoli | | D11/91 |
| D836,482 S * | 12/2018 | Bonoli | | D11/91 |
| D836,483 S * | 12/2018 | Bonoli | | D11/91 |
| D871,961 S * | 1/2020 | Bhosale | | D11/91 |
| D873,169 S * | 1/2020 | Bonoli | | D11/91 |
| D874,321 S * | 2/2020 | Bonoli | | D11/91 |
| D874,322 S * | 2/2020 | Bonoli | | D11/91 |
| D874,329 S * | 2/2020 | Bonoli | | D11/91 |
| D878,964 S * | 3/2020 | Bonoli | | D11/91 |
| D879,652 S * | 3/2020 | Bonoli | | D11/91 |
| D881,062 S * | 4/2020 | Gad | | D11/79 |
| D881,743 S * | 4/2020 | Kei | | D11/91 |
| D883,850 S * | 5/2020 | Matatov | | D11/91 |

* cited by examiner

Primary Examiner — Llorelys Martinez

(74) *Attorney, Agent, or Firm* — Cantor Colburn LLP

(57) **CLAIM**

I claim, the ornamental design for a precious stone, as shown and described.

DESCRIPTION

FIG. 1 is a perspective view of a precious stone showing my new design.

FIG. 2 is a front view thereof;

FIG. 3 is a rear view thereof;

FIG. 4 is a left side view thereof;

FIG. 5 is a right side view thereof;

FIG. 6 is a top view thereof; and,

FIG. 7 is a bottom view thereof.

1 Claim, 7 Drawing Sheets

(56) **References Cited**
U.S. PATENT DOCUMENTS

| | | | | |
|--------------|---------|------------|-------|--------|
| D507,986 S * | 8/2005 | Ambar | | D11/91 |
| D508,867 S * | 8/2005 | Shum | | D11/91 |
| D618,132 S * | 6/2010 | Wong | | D11/91 |
| D624,845 S * | 10/2010 | Shah | | D11/91 |
| D643,327 S * | 8/2011 | Kothari | | D11/91 |
| D650,308 S * | 12/2011 | Roehl | | D11/91 |
| D666,521 S * | 9/2012 | Yakubovich | | D11/91 |
| D680,896 S * | 4/2013 | Wong | | D11/91 |
| D684,886 S * | 6/2013 | Wein | | D11/91 |






Fig. 1




Fig. 2



Fig. 3




Fig. 4




Fig. 5



Fig. 6




Fig. 7