



US00D917328S

(12) **United States Design Patent**  
**Coin**

(10) **Patent No.:** **US D917,328 S**

(45) **Date of Patent:** **\*\* Apr. 27, 2021**

(54) **ARTICLE OF JEWELRY**

(71) Applicant: **ROBERTO COIN S.p.A.**, Vicenza (IT)

(72) Inventor: **Roberto Coin**, Vicenza (IT)

(73) Assignee: **ROBERTO COIN S.p.A.**

(\*\*) Term: **15 Years**

(21) Appl. No.: **29/705,656**

(22) Filed: **Sep. 13, 2019**

(30) **Foreign Application Priority Data**

Mar. 26, 2019 (EM) ..... 006334173

(51) **LOC (13) Cl.** ..... **11-01**

(52) **U.S. Cl.**  
USPC ..... **D11/16**

(58) **Field of Classification Search**  
USPC ..... D11/1-13, 16, 91, 92; D10/32  
CPC ..... A44C 5/00; A44C 5/0084; A44C 5/0092;  
A44C 11/00; A44C 11/002; A44C 5/02;  
A44C 5/022; A44C 5/025; A44C 5/10;  
A44C 5/102; A44C 5/105; A44C 5/107  
See application file for complete search history.

(56) **References Cited**

**U.S. PATENT DOCUMENTS**

D312,593 S \* 12/1990 Bulgari ..... D11/4  
D327,437 S \* 6/1992 Bulgari ..... D11/4  
D327,438 S \* 6/1992 Bulgari ..... D11/4  
D336,445 S \* 6/1993 Cowan ..... D11/21

D442,876 S \* 5/2001 Ventrella ..... D11/4  
D620,813 S \* 8/2010 Hayek ..... D10/32  
D637,100 S \* 5/2011 Hayek ..... D11/3  
D640,157 S \* 6/2011 Parvex ..... D11/3  
D745,427 S \* 12/2015 Silvestri ..... D11/39  
D821,909 S \* 7/2018 Marchand ..... D11/26  
D828,207 S \* 9/2018 Buccellati ..... D11/1  
D831,520 S \* 10/2018 Buccellati ..... D11/1  
D845,816 S \* 4/2019 Buccellati ..... D11/16  
D845,818 S \* 4/2019 Buccellati ..... D11/16  
D848,302 S \* 5/2019 Buccellati ..... D11/3  
D850,319 S \* 6/2019 Buccellati ..... D11/34  
D850,970 S \* 6/2019 Buccellati ..... D11/3

\* cited by examiner

*Primary Examiner* — Llorellys Martinez

(74) *Attorney, Agent, or Firm* — The Belles Group, P.C.

(57) **CLAIM**

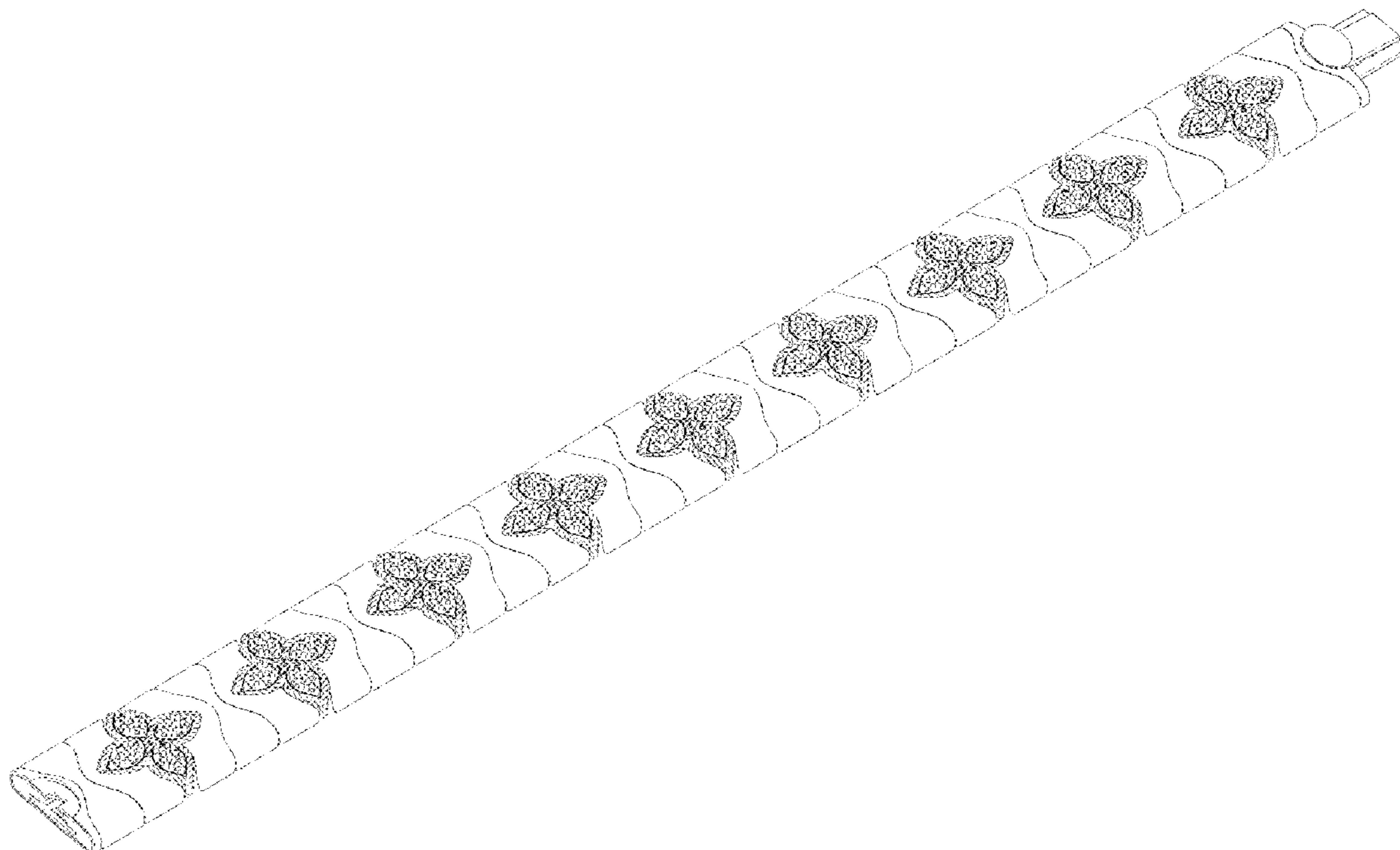
The ornamental design for an article of jewelry, as shown and described.

**DESCRIPTION**

FIG. 1 is a perspective view of an article of jewelry according to the new design;  
FIG. 2 is a top view thereof;  
FIG. 3 is a bottom view thereof;  
FIG. 4 is a right side view thereof;  
FIG. 5 is a left side view thereof;  
FIG. 6 is an enlarged front view thereof; and,  
FIG. 7 is an enlarged rear view thereof.

The broken lines in the drawings illustrate portions of the article of jewelry that form no part of the claimed design.

**1 Claim, 7 Drawing Sheets**






FIG. 1



FIG. 2



FIG. 3




FIG. 4



FIG. 5

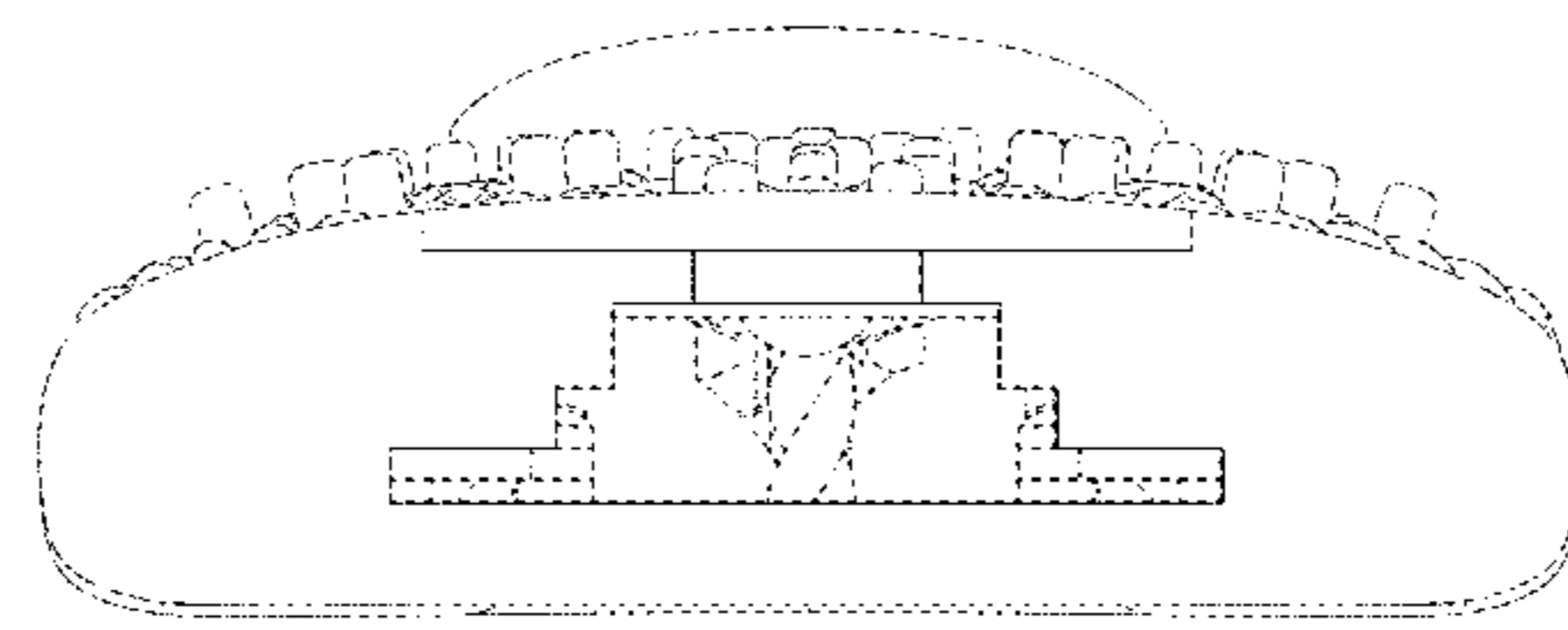


FIG. 6

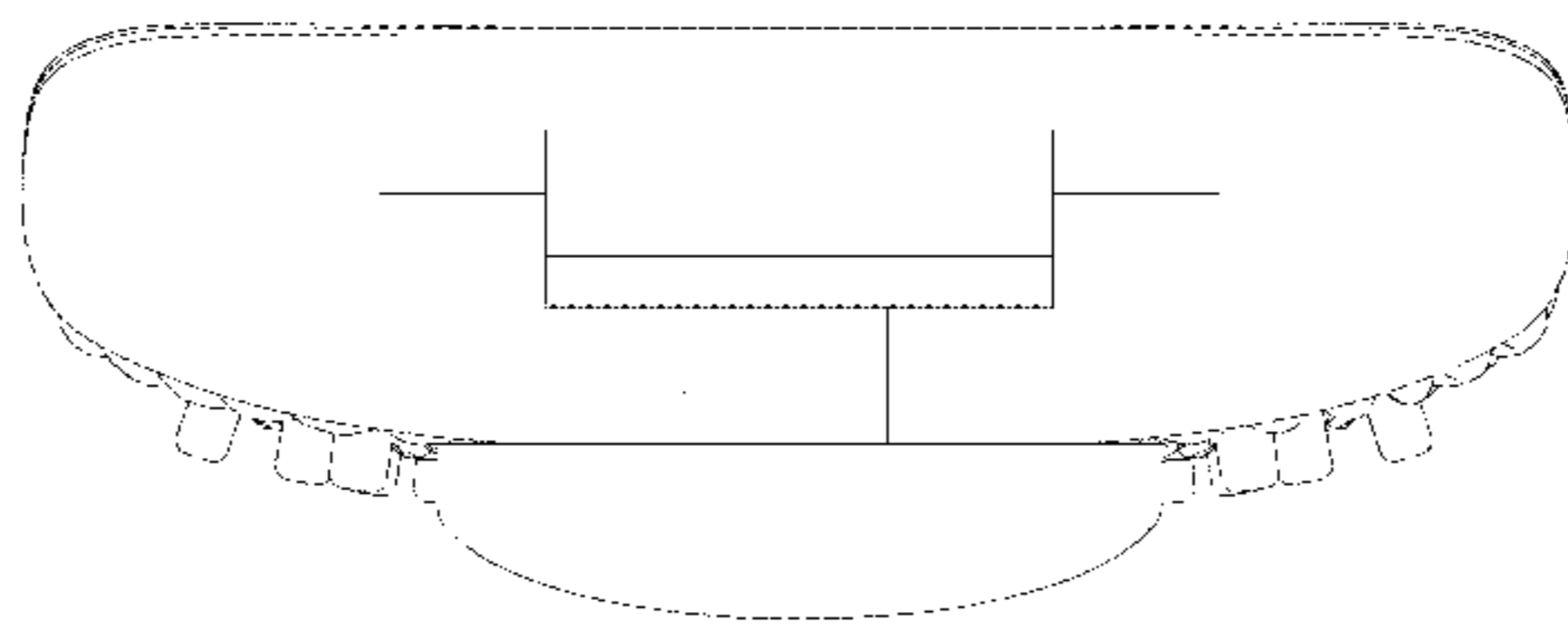


FIG. 7