



US00D917314S

(12) **United States Design Patent**  
**Wu**

(10) **Patent No.:** **US D917,314 S**  
(45) **Date of Patent:** **\*\* Apr. 27, 2021**

(54) **THERMOMETER**

(71) Applicant: **Ruxi Wu**, Lichuan (CN)

(72) Inventor: **Ruxi Wu**, Lichuan (CN)

(\*\*) Term: **15 Years**

(21) Appl. No.: **29/759,478**

(22) Filed: **Nov. 23, 2020**

(51) **LOC (13) Cl.** ..... **10-04**

(52) **U.S. Cl.**  
USPC ..... **D10/57**

(58) **Field of Classification Search**  
USPC ..... D10/57, 60  
CPC ..... G01K 1/02; G01K 1/022; G01K 1/024;  
G01K 1/08; G01K 1/083; G01K 1/086;  
G01K 3/00-3/14; G01K 2003/145; G01K  
13/002; G01K 13/004; G01K 2219/00;  
G01K 5/04-5/225; G01K 5/22; G01K  
221/00; G01K 1/20; G01K 3/005; G01K  
3/06; G01K 13/04; G01J 5/04; G01J  
5/041; G01J 5/042; G01J 5/043; G01J  
5/044; G01J 5/045; G01J 5/046; G01J  
5/047; G01J 5/048; G01J 5/049; G01J  
5/0265

See application file for complete search history.

(56) **References Cited**

**U.S. PATENT DOCUMENTS**

D809,945 S \* 2/2018 Prommel ..... D10/57  
D852,653 S \* 7/2019 Zou ..... D10/57

D853,253 S \* 7/2019 Zuo ..... D10/57  
D858,320 S \* 9/2019 Wang ..... D10/57  
D860,831 S \* 9/2019 Zou ..... D10/57  
D863,991 S \* 10/2019 Ho ..... D10/57  
D884,498 S \* 5/2020 Yi ..... D10/57  
D888,590 S \* 6/2020 Wang ..... D10/57  
D904,907 S \* 12/2020 Peng ..... D10/57

\* cited by examiner

*Primary Examiner* — Antoine Duval Davis

(74) *Attorney, Agent, or Firm* — ScienBiziP, P.C.

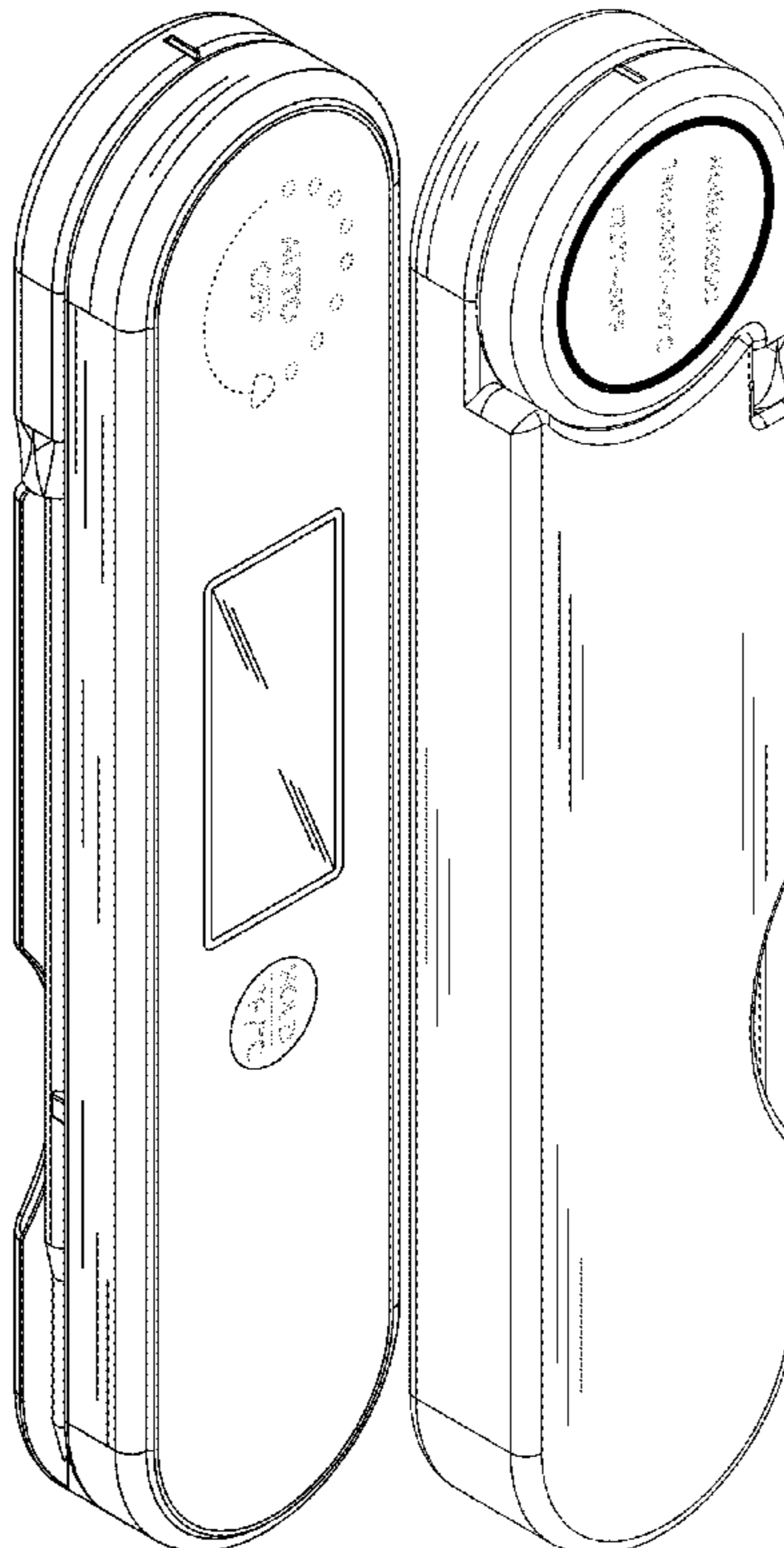
(57) **CLAIM**

The ornamental design for a thermometer, as shown and described.

**DESCRIPTION**

FIG. 1 is a front perspective view of a thermometer, showing my design.  
FIG. 2 is a rear perspective view thereof.  
FIG. 3 is another rear perspective view thereof.  
FIG. 4 is a top plan view thereof.  
FIG. 5 is a bottom plan view thereof.  
FIG. 6 is a front elevation view thereof.  
FIG. 7 is a rear elevation view thereof.  
FIG. 8 is a left side elevation thereof.  
FIG. 9 is a right side elevation thereof; and,  
FIG. 10 is a perspective view of the thermometer wherein a temperature probe is rotated out of a main body of the thermometer.  
The broken lines illustrate portions of the thermometer that form no part of the claimed design.

**1 Claim, 10 Drawing Sheets**



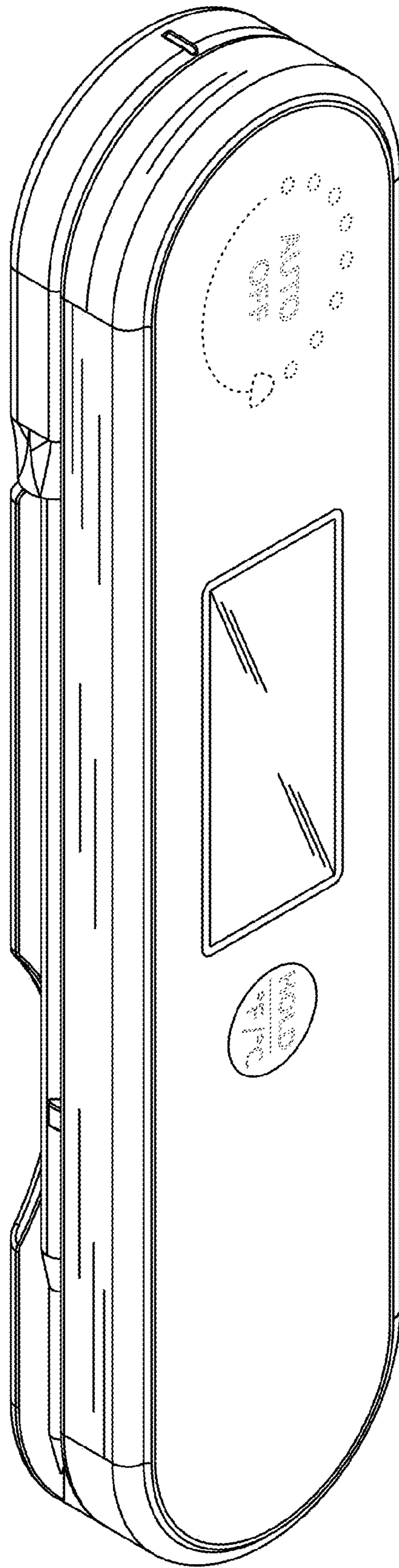


FIG. 1

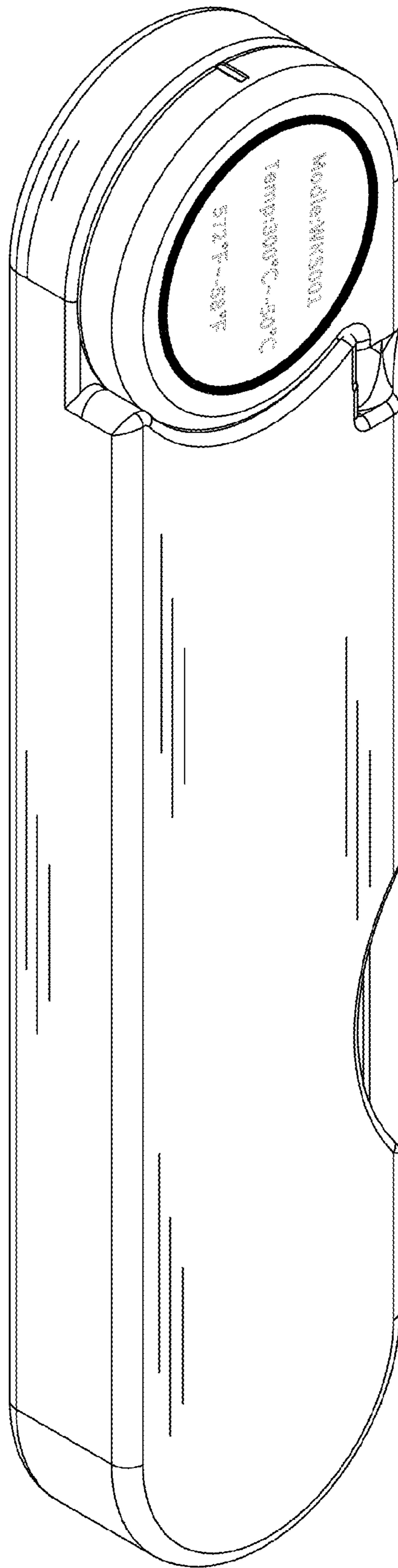


FIG. 2

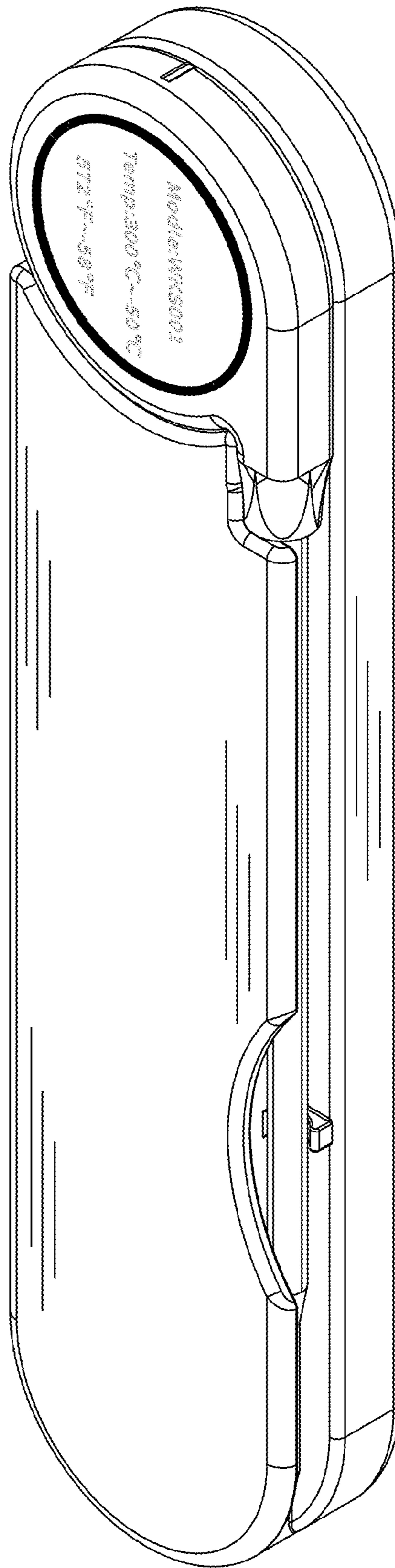


FIG. 3

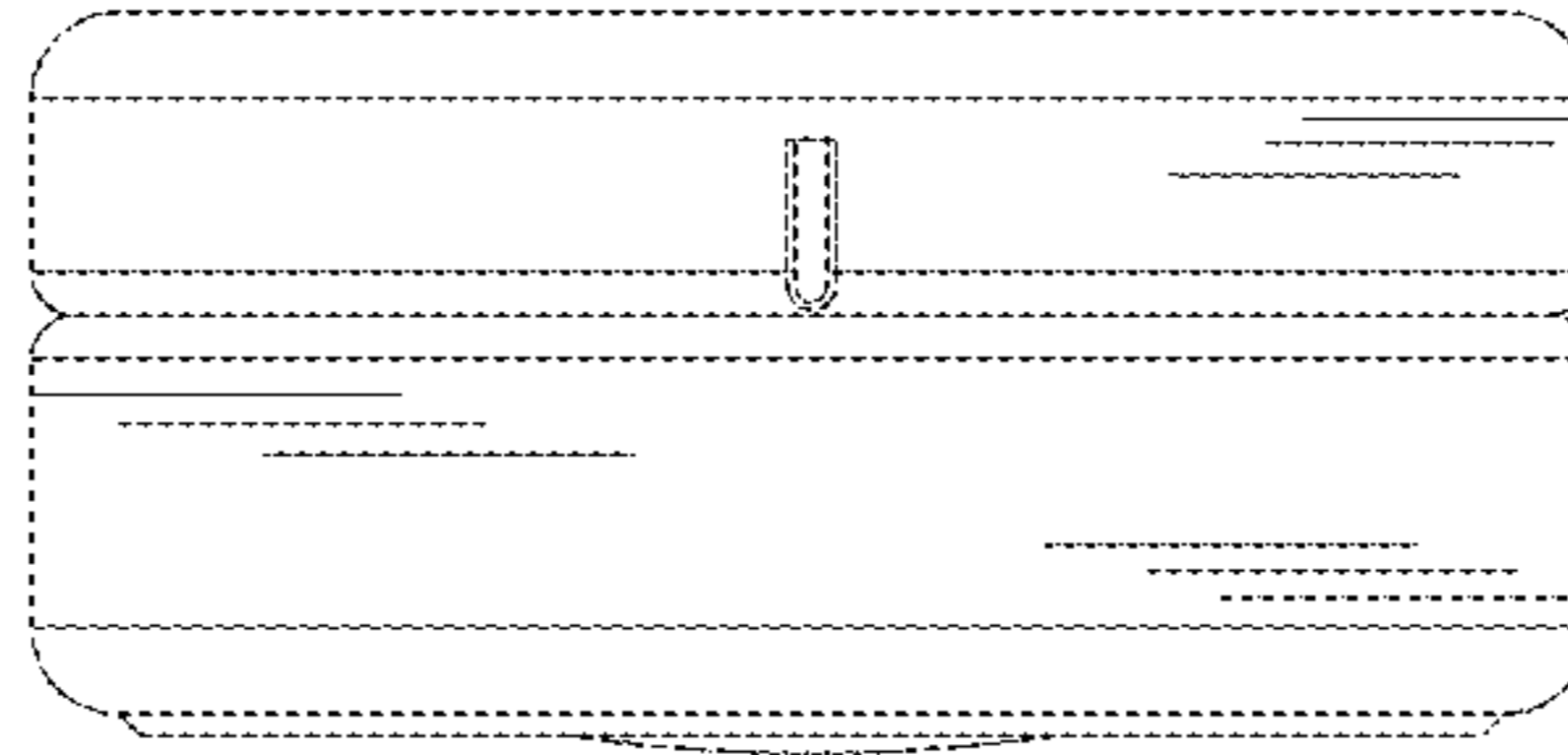


FIG. 4

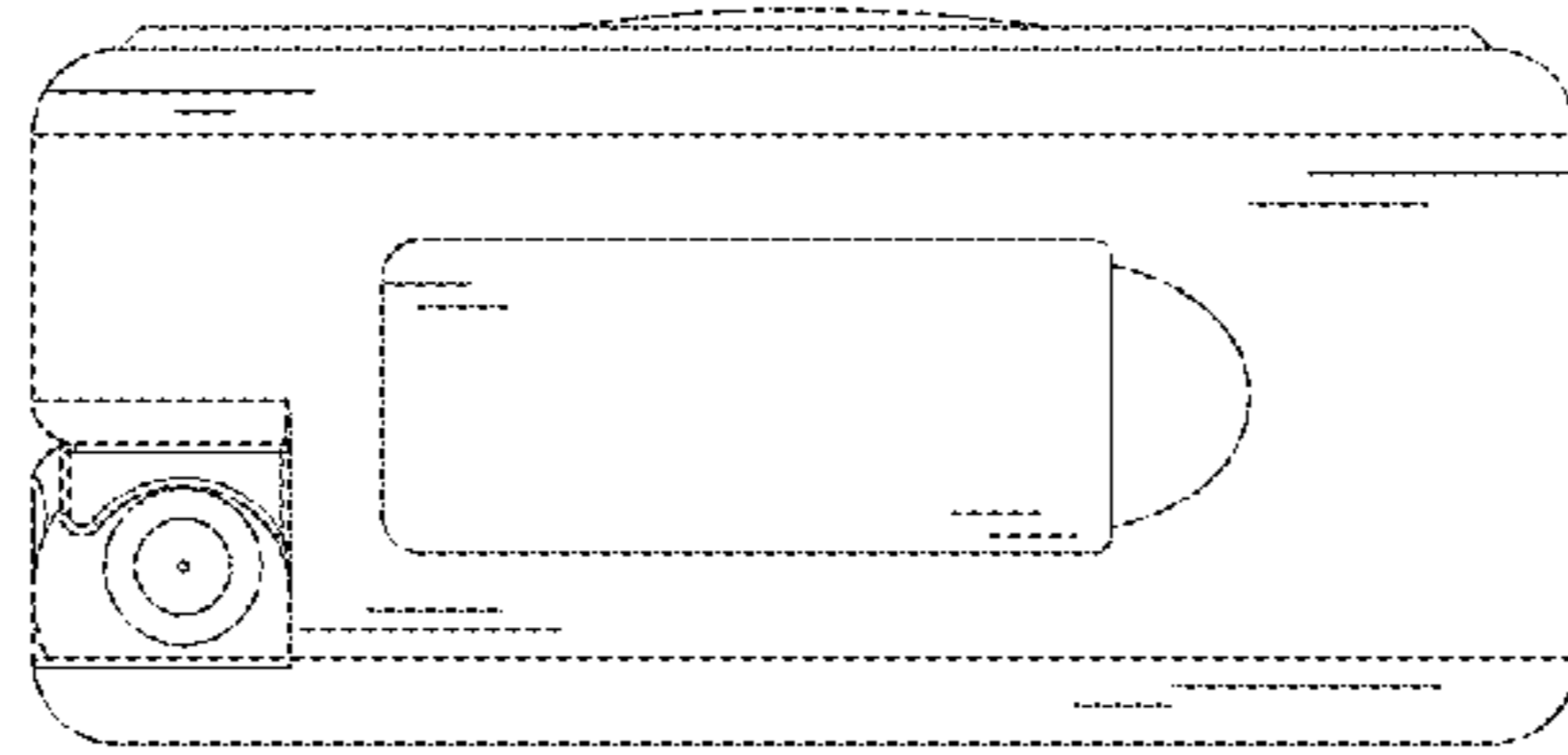


FIG. 5

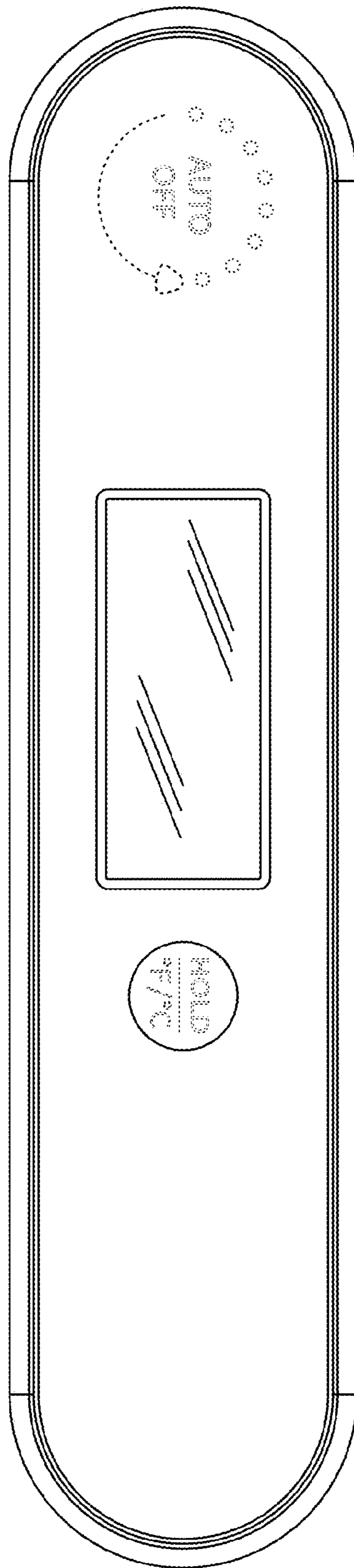


FIG. 6

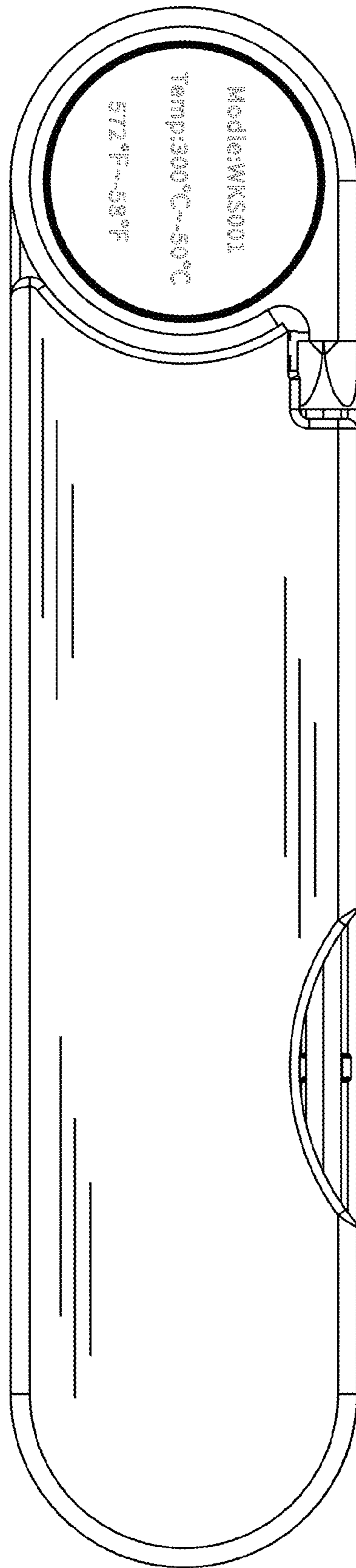


FIG. 7






FIG. 8




FIG. 9

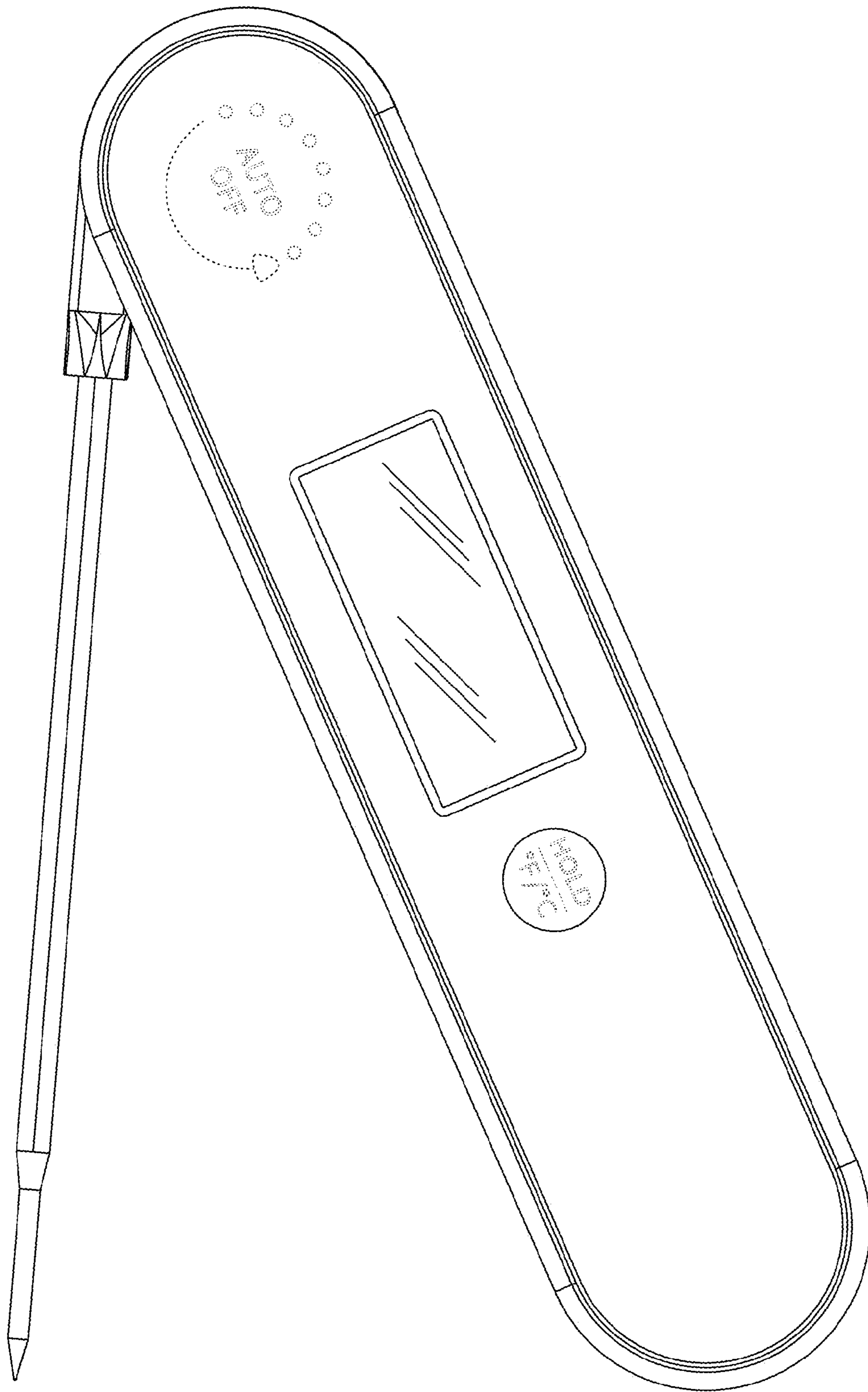


FIG. 10