



US00D917310S

(12) **United States Design Patent** (10) **Patent No.:** **US D917,310 S**
Kaneko (45) **Date of Patent:** **** Apr. 27, 2021**

(54) **WATCH**
(71) Applicant: **Citizen Watch Co., Ltd.**, Nishitokyo (JP)
(72) Inventor: **Shoya Kaneko**, Higashimurayama (JP)
(73) Assignee: **Citizen Watch Co., Ltd.**
(**) Term: **15 Years**
(21) Appl. No.: **29/722,631**
(22) Filed: **Jan. 31, 2020**
(51) **LOC (13) Cl.** **10-02**
(52) **U.S. Cl.**
USPC **D10/39**
(58) **Field of Classification Search**
USPC D10/30-39, 121-124, 126, 128, 131-132
CPC G04B 19/00; G04B 19/04; G04B 19/10;
G04B 19/103; G04B 19/106; G04B 19/12;
G04B 19/223; G04B 19/283; G04B 37/00;
G04B 37/005; G04B 37/0041; G04B 39/002; G04B 39/004;
G04B 39/006; G04B 45/0069; G04B 45/0076; G04G 19/06
See application file for complete search history.

(56) **References Cited**
U.S. PATENT DOCUMENTS

D403,246 S * 12/1998 Hanagata D10/30
D454,074 S * 3/2002 Fox D10/30
D462,336 S * 9/2002 Chaiken D10/31
D488,389 S * 4/2004 Moriai D10/30
D519,389 S * 4/2006 Takahashi D10/32
D538,181 S * 3/2007 Sugiura D10/31
D545,712 S 7/2007 Nataf
D545,714 S 7/2007 Nataf
D546,223 S 7/2007 Nataf
D565,988 S 4/2008 Nataf
D566,602 S 4/2008 Nataf

D568,180 S * 5/2008 Laucella D10/39
D592,976 S * 5/2009 Kuchler D10/32
D624,840 S * 10/2010 Behling D10/129
D635,045 S * 3/2011 Rodriguez D10/128
D636,692 S * 4/2011 Pospieszny D10/129
D658,511 S * 5/2012 Wai Kei D10/32
D686,092 S 7/2013 Schoepfer
D690,611 S * 10/2013 Inoue D10/39
D691,902 S * 10/2013 Mille D10/39
D726,554 S * 4/2015 Takahashi D10/38
D726,556 S * 4/2015 Lasserre D10/39
D744,866 S 12/2015 Behling
D754,550 S * 4/2016 Izuka D10/38
D755,659 S 5/2016 Ruffieux
D761,679 S * 7/2016 Berhanu D10/126
D767,417 S 9/2016 Laucella
D789,808 S * 6/2017 Kimura D10/39
D795,085 S * 8/2017 Monachon D10/30
D795,119 S 8/2017 Kamilindi
D795,710 S * 8/2017 Okazaki D10/38
(Continued)

FOREIGN PATENT DOCUMENTS

JP 1639292 S 8/2019
WO WOD208324 * 1/2020


Primary Examiner — Katherine Glennon
(74) Attorney, Agent, or Firm — RatnerPrestia

(57) **CLAIM**
The ornamental design for a watch, as shown and described.

DESCRIPTION

FIG. 1 is a perspective view of a watch showing my new design;
FIG. 2 is a front elevational view thereof;
FIG. 3 is a left side elevational view thereof;
FIG. 4 is a right side elevational view thereof;
FIG. 5 is a rear elevational view thereof;
FIG. 6 is a top plan view thereof; and,
FIG. 7 is a bottom plan view thereof.

1 Claim, 5 Drawing Sheets



(56)

References Cited

U.S. PATENT DOCUMENTS

D799,987 S 10/2017 Mille
D800,578 S * 10/2017 Behling D10/30
D835,522 S * 12/2018 Dietrich D10/32
D836,006 S 12/2018 Macaluso
D850,936 S * 6/2019 Behling D10/32
D866,351 S * 11/2019 Okazaki D10/38
10,566,913 B2 * 2/2020 Matsumoto G04C 10/00
2005/0122844 A1 * 6/2005 Ruchonnet G04B 1/00
368/76
2013/0051193 A1 * 2/2013 Sato G04B 19/046
368/205
2016/0252882 A1 * 9/2016 Meyer G04B 37/0008
368/294
2017/0269557 A1 * 9/2017 Ihara G04C 10/02
2019/0081576 A1 * 3/2019 Yamamoto H02N 1/004
2020/0144937 A1 * 5/2020 Maeda G04C 10/00

* cited by examiner

FIG. 1



FIG. 2



FIG. 3




FIG. 4




FIG. 5



FIG. 6




FIG. 7

