



US00D917306S

(12) **United States Design Patent** (10) **Patent No.:** **US D917,306 S**
Liu (45) **Date of Patent:** **** Apr. 27, 2021**

(54) **WATCH CASE**

(71) Applicant: **Changwei Liu**, Shenzhen (CN)

(72) Inventor: **Changwei Liu**, Shenzhen (CN)

(**) Term: **15 Years**

(21) Appl. No.: **29/702,839**

(22) Filed: **Aug. 22, 2019**

(51) **LOC (13) Cl.** **10-02**

(52) **U.S. Cl.**
USPC **D10/38**

(58) **Field of Classification Search**

USPC D10/30, 31, 32, 33, 34, 35, 36, 37, 38,
D10/39, 122, 123, 124, 125, 126, 128;
D11/3, 4, 12, 86
CPC G04B 37/00; G04B 37/0008; G04B 37/04;
G04B 37/18; G04B 37/22; G04B 37/10;
G04B 45/00; G04B 45/0076; G04B
45/0038; G04B 45/0061; G04B 19/00;
G04B 19/06

See application file for complete search history.

(56) **References Cited**

U.S. PATENT DOCUMENTS

D359,915 S *	7/1995	Kubo	D10/30
D361,275 S *	8/1995	Wyss	D10/30
D539,669 S *	4/2007	Vaptzarof	D10/31
D546,204 S *	7/2007	Wunderman	D10/33
D653,128 S *	1/2012	Vaptzarof	D10/39
D656,045 S *	3/2012	Calce	D10/39
D725,495 S *	3/2015	Buonamassa	D10/32
D757,570 S *	5/2016	Wacks	D10/38
D793,883 S *	8/2017	Kouda	D10/39
D801,196 S *	10/2017	Sugiura	D10/39
D820,693 S *	6/2018	Hoi	D10/39
D828,185 S *	9/2018	Savolainen	D10/38

OTHER PUBLICATIONS

Amazon, Akribos XXIV Men's Watch, posted Jul. 14, 2014, [online], [visited Jan. 12, 2021]. Internet, <URL: <https://www.amazon.in/Akribos-XXIV-AK712SSB-Movement-Stainless/dp/B00LPARZ16>> (Year: 2014).*

Watch Time, More Vintage Style: 9 Modern Re-Editions of Classical Watches, posted Nov. 24, 2013, [online], [visited Jan. 12, 2021]. Internet, <URL: <https://www.watchtime.com/blog/vintage-style-2/>> (Year: 2013).*

Amazon, Feice Men's Automatic Mechanical Watch, posted Jun. 25, 2019, [online], [visited Jan. 12, 2021]. Internet, <URL: <https://www.amazon.com/FEICE-Automatic-Waterproof-Stainless-Mechanical/dp/B07THYV7TZ>> (Year: 2019).*

* cited by examiner

Primary Examiner — Sheryl Lane

Assistant Examiner — Samantha N Wood

(57) **CLAIM**

The ornamental design for a watch case, as shown and described.

DESCRIPTION

FIG. 1 is a perspective view of a watch case showing my new design;

FIG. 2 is another perspective view thereof;

FIG. 3 is a front view thereof;

FIG. 4 is a rear view thereof;

FIG. 5 is a left side view thereof;

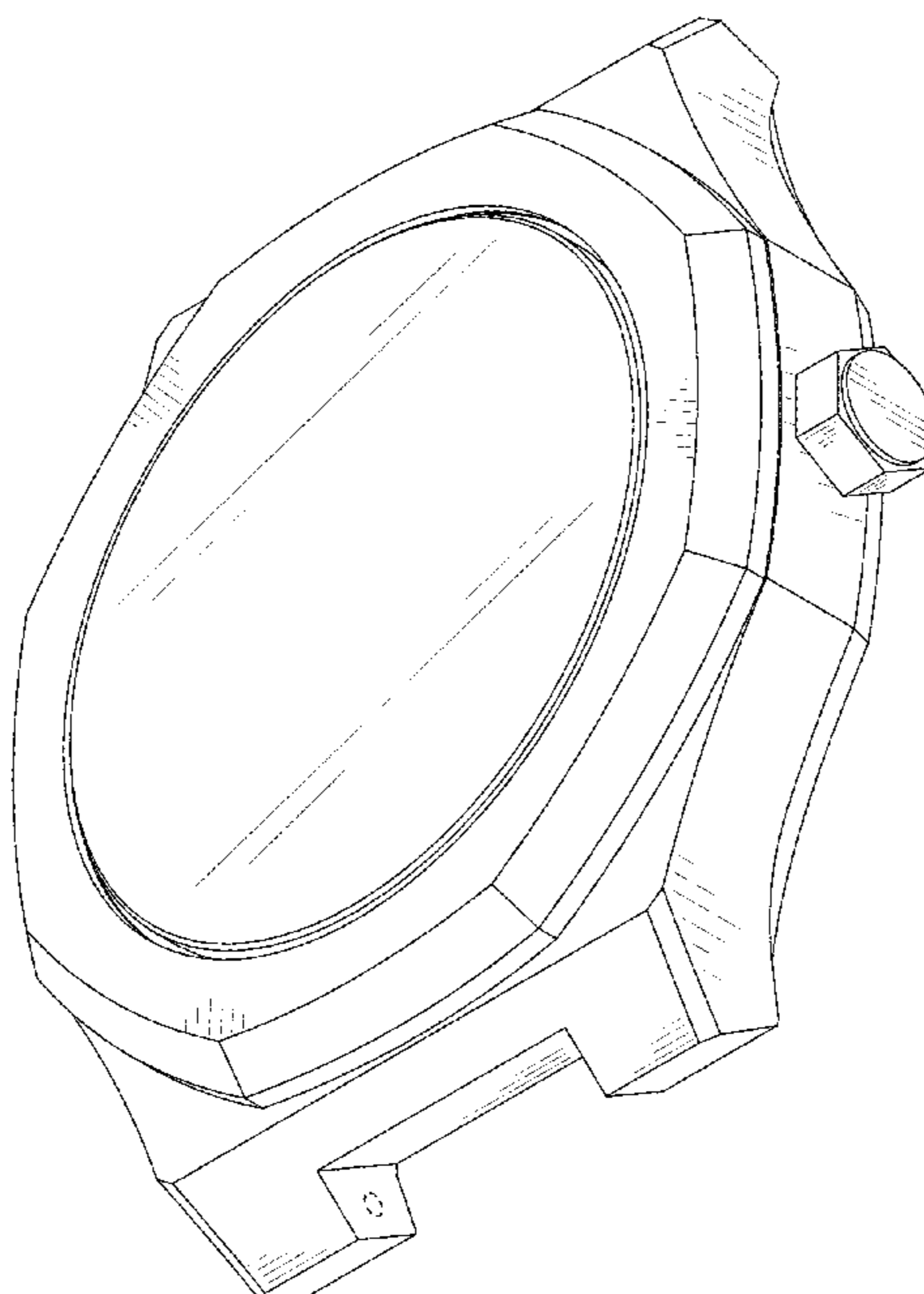
FIG. 6 is a right side view thereof;

FIG. 7 is a top plan view thereof; and,

FIG. 8 is a bottom plan view thereof.

The broken lines are for the purposes of illustrating portions of the watch case and form no part of the claimed design.

1 Claim, 8 Drawing Sheets



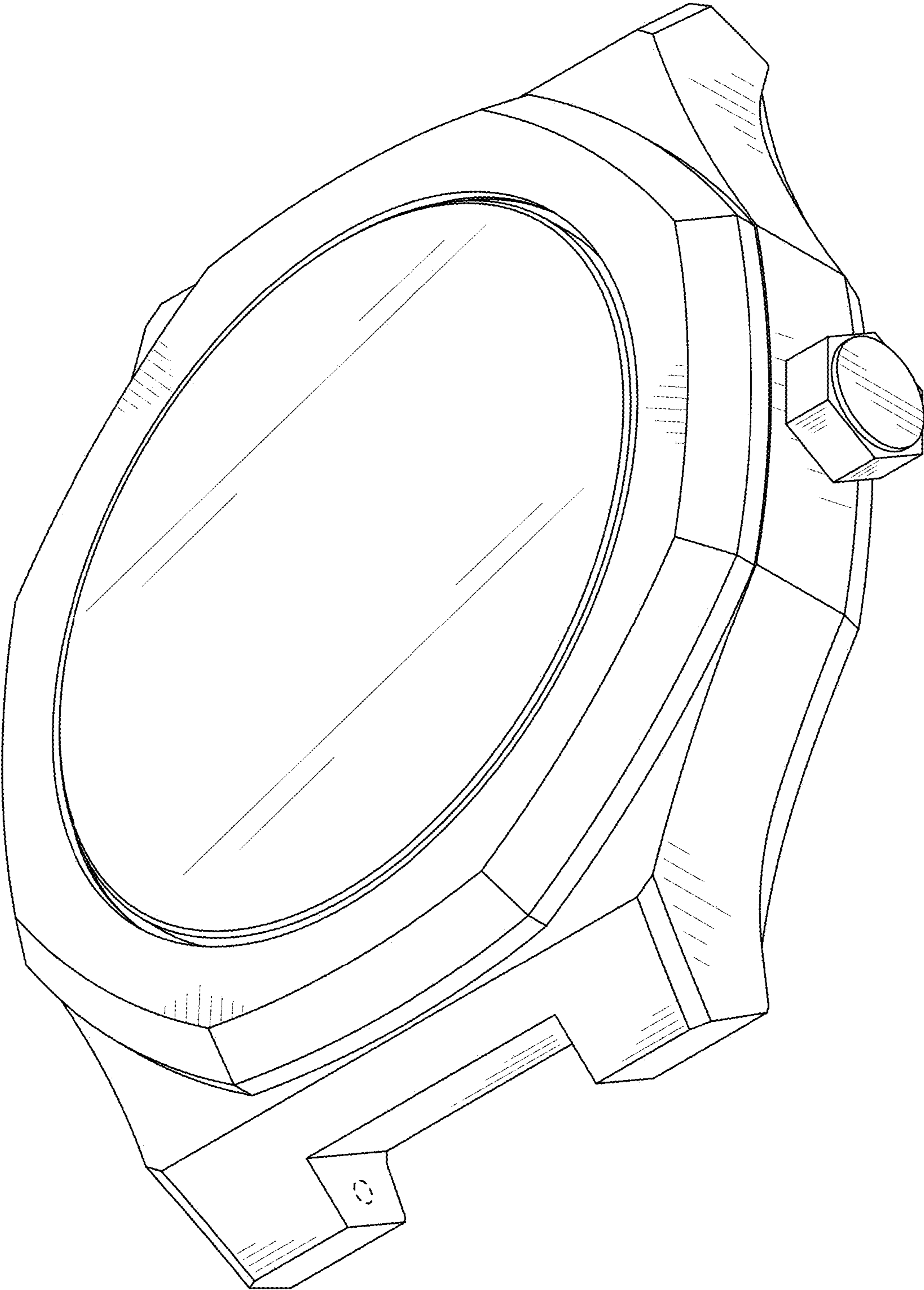


FIG. 1

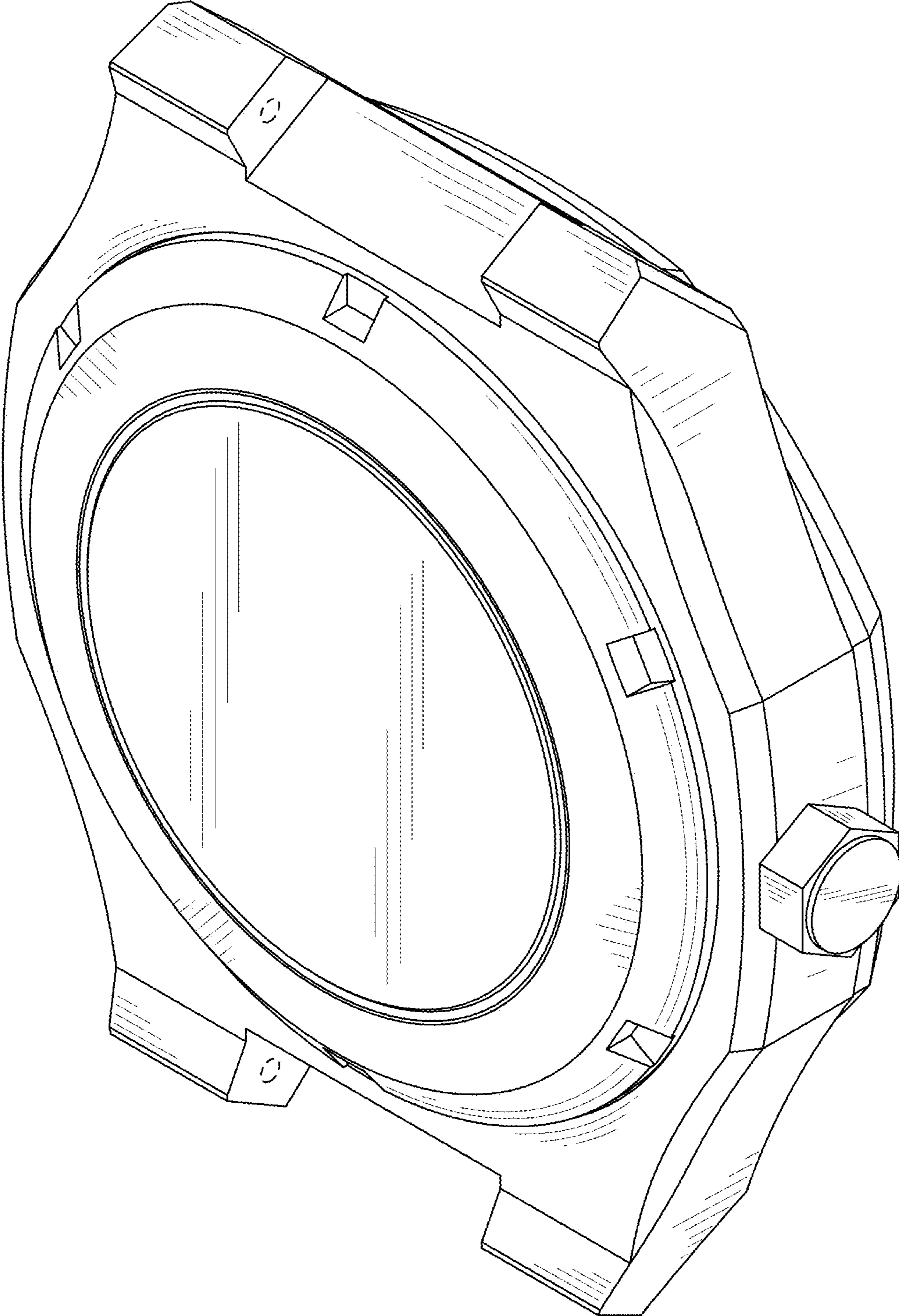


FIG. 2

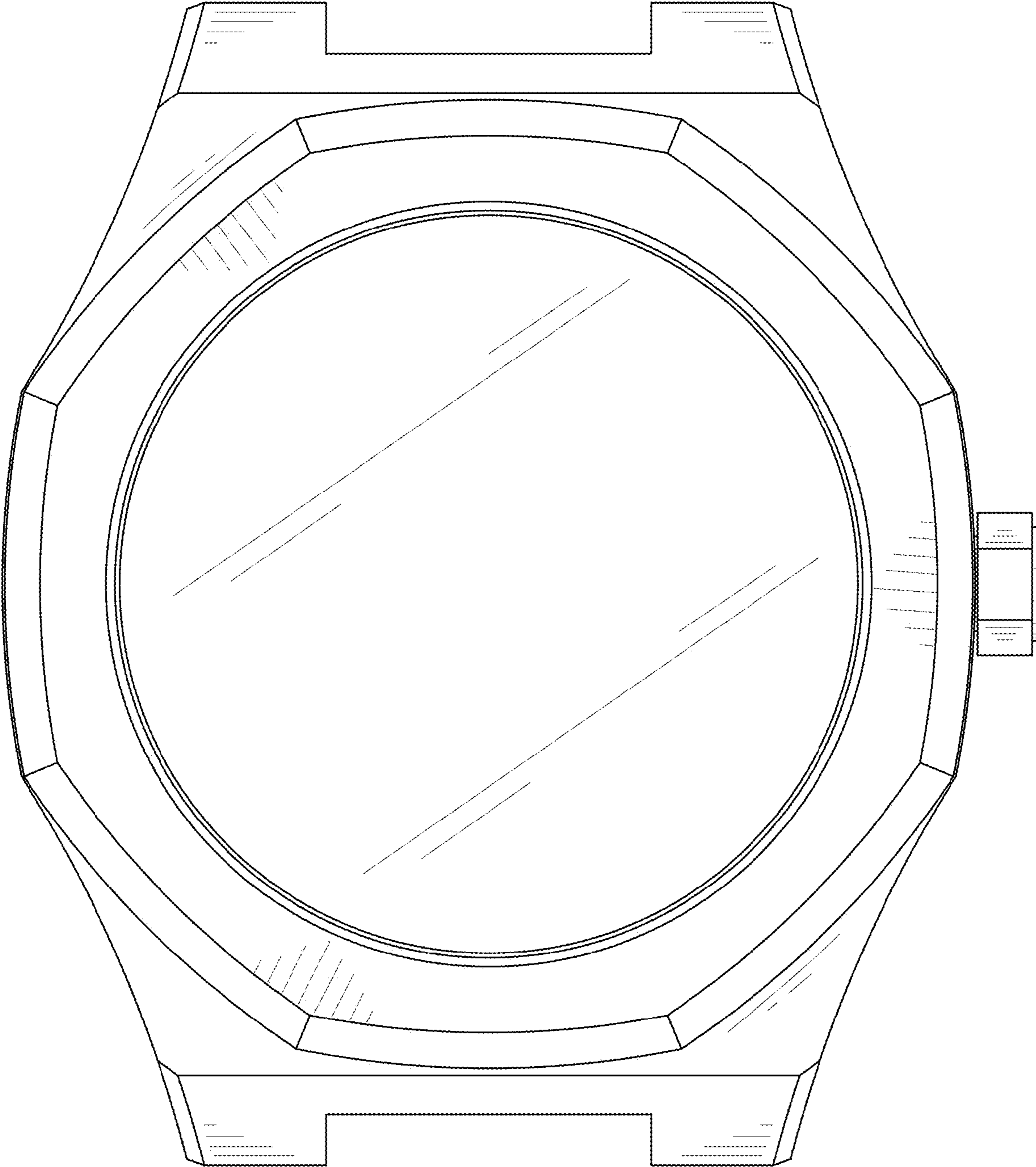


FIG. 3

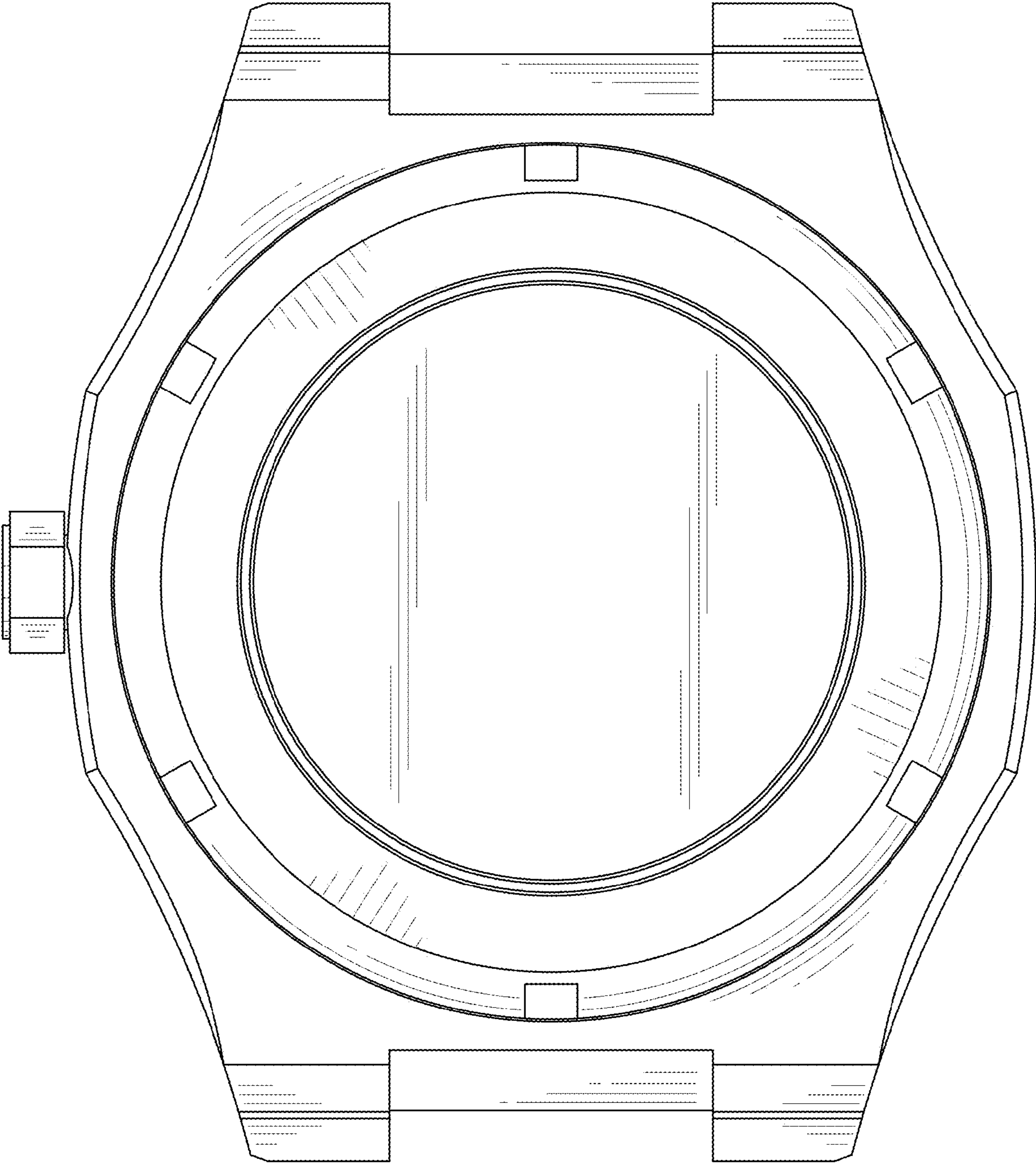


FIG. 4

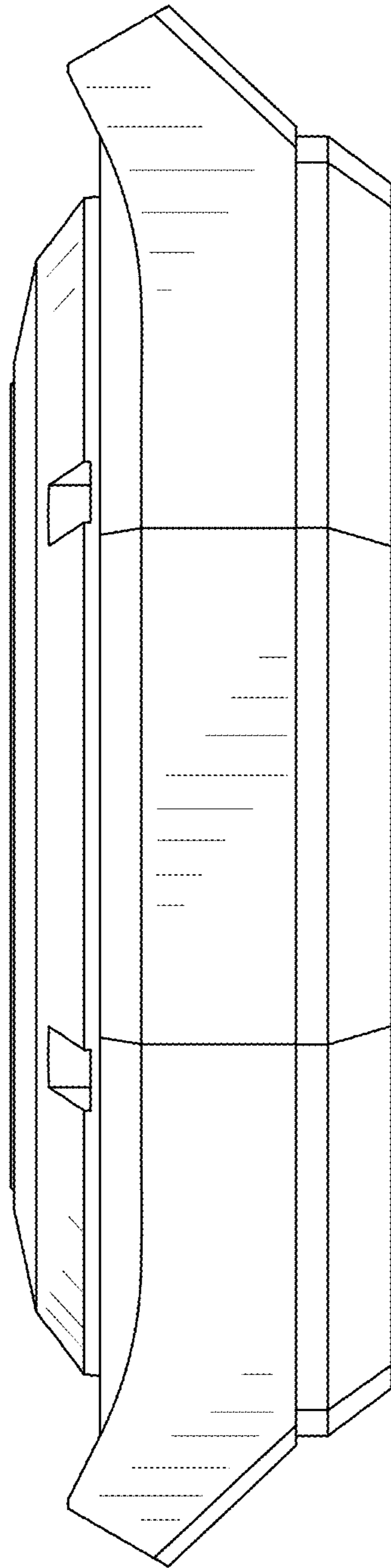


FIG. 5

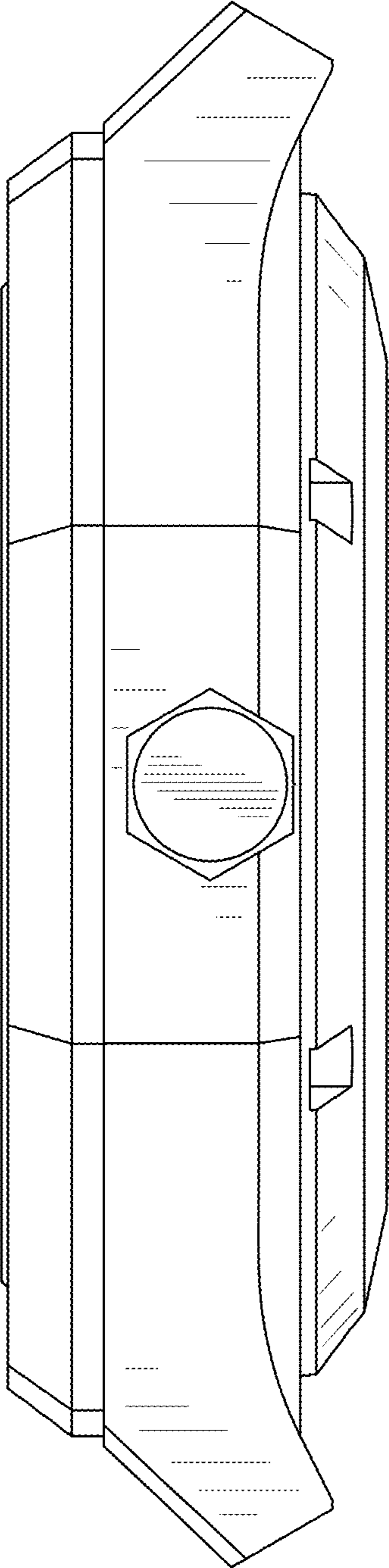


FIG. 6

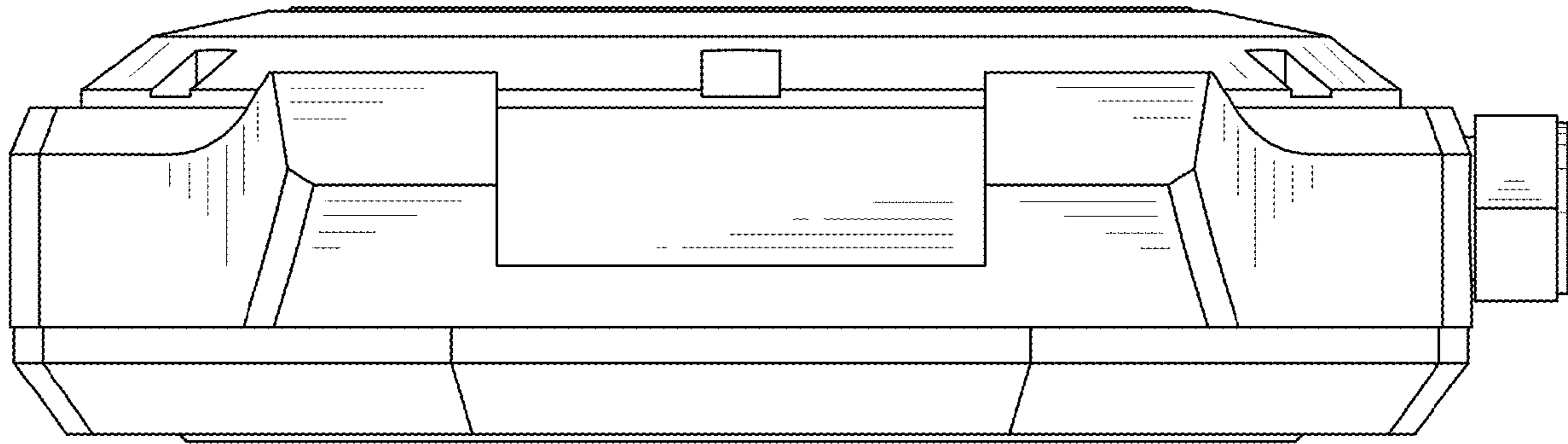


FIG. 7

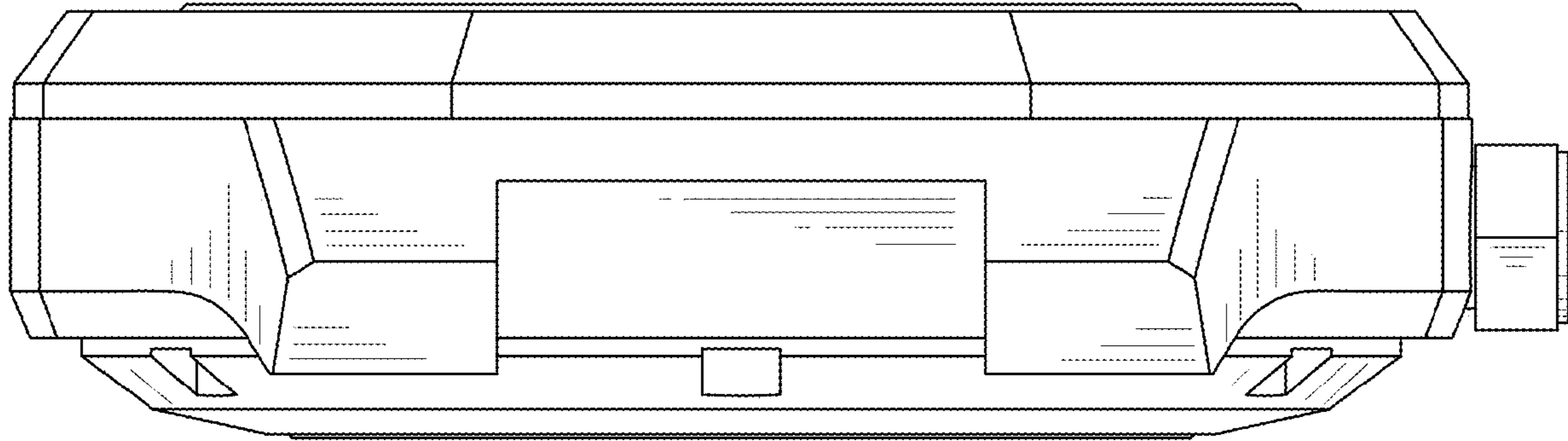


FIG. 8