



US00D917304S

(12) **United States Design Patent** (10) **Patent No.:** **US D917,304 S**
Cabral (45) **Date of Patent:** **** Apr. 27, 2021**

(54) **WRISTWATCH**

- (71) Applicant: **Richemont International SA**, Villars-sur-Glane (CH)
- (72) Inventor: **Constanza Candamil Cabral**, Geneva (CH)
- (73) Assignee: **Richemont International SA**, Villars-sur-Glane (CH)
- (**) Term: **15 Years**

- (21) Appl. No.: **29/693,492**
- (22) Filed: **Jun. 3, 2019**

(30) **Foreign Application Priority Data**

- Dec. 3, 2018 (WO) 970003100
- (51) **LOC (13) Cl.** **10-02**
- (52) **U.S. Cl.**
USPC **D10/32**
- (58) **Field of Classification Search**
USPC D10/30-39, 121-126, 128, 131-132;
D11/3-6, 93-94
CPC G04B 19/00; G04B 19/04; G04B 19/08;
G04B 19/085; G04B 19/10; G04B 19/12;
G04B 19/103; G04B 19/106; G04B
37/1486; G04B 39/02; G04B 39/004;
G04B 39/006; G04B 47/00; G04B 47/04;
G04B 47/042; G04B 45/0061; G04B
45/0069; G04B 45/0076; G04G 19/06;
A44C 5/00;

(Continued)

(56) **References Cited**

U.S. PATENT DOCUMENTS

- D123,814 S * 12/1940 Megur D10/32
- D250,809 S * 1/1979 Perrin D10/39
- D335,263 S * 5/1993 Willis 273/DIG. 30

(Continued)

OTHER PUBLICATIONS

Piaget's Possession I posted by Marie de Pimodan-Bugnon at journal.hautehorlogerie.org Jan. 2019 [online]. [retrieved Aug. 24, 2020] from Internet: <https://journal.hautehorlogerie.org/en/piagets-possession-irresistible-to-the-touch/> (Year: 2019).*

Primary Examiner — Katherine Glennon
(74) *Attorney, Agent, or Firm* — Taft Stettinius & Hollister LLP

(57) **CLAIM**

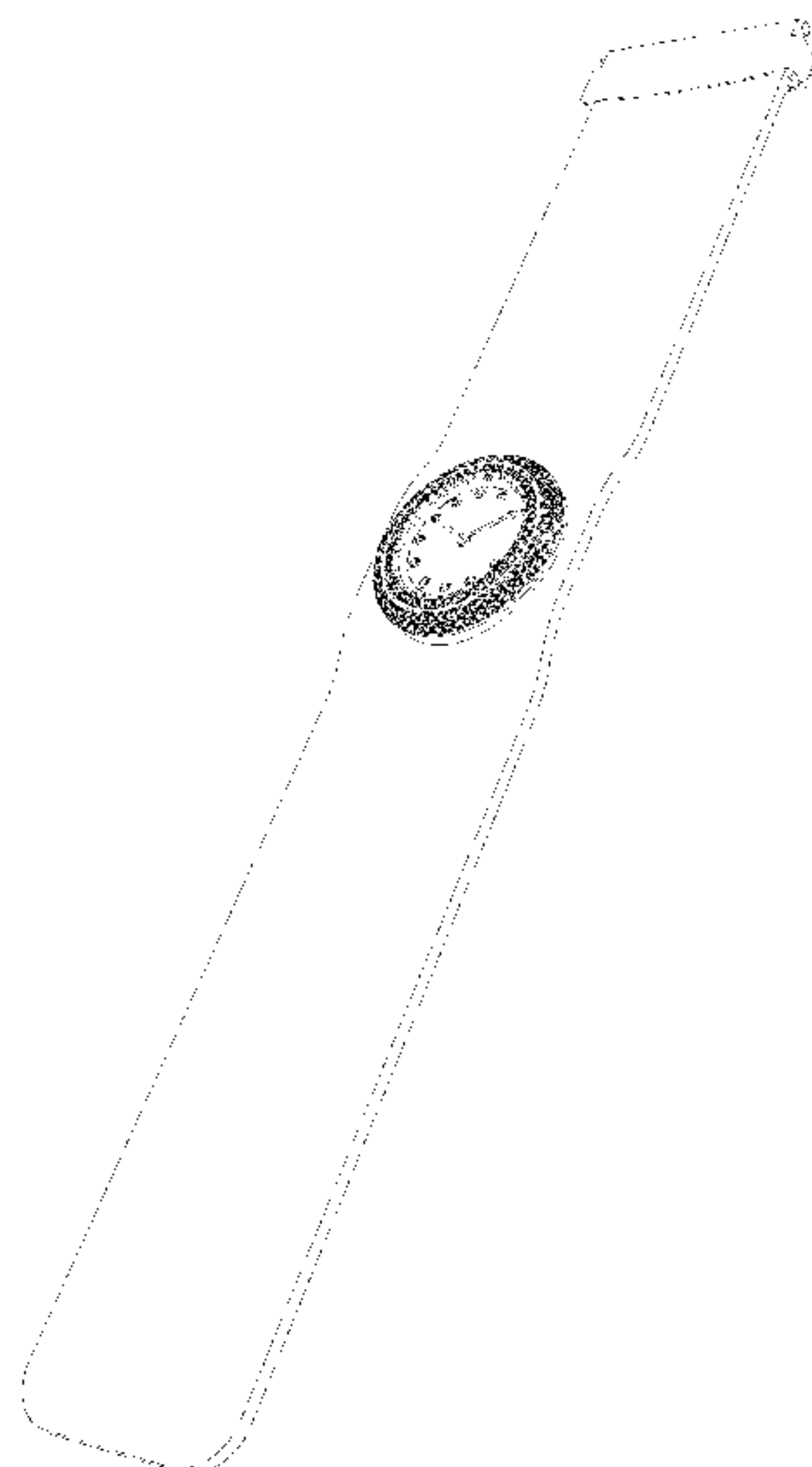
The ornamental design for a wristwatch, as shown and described.

DESCRIPTION

FIG. 1 is a front elevational view of a wristwatch showing my new design;
 FIG. 2 is a back elevational view thereof;
 FIG. 3 is a top plan view thereof;
 FIG. 4 is a bottom plan view thereof;
 FIG. 5 is a right side elevational thereof;
 FIG. 6 is a left side elevational view thereof;
 FIG. 7 is a front, bottom, right side perspective view thereof;
 FIG. 8 is a back, bottom, left side perspective view thereof;
 FIG. 9 is an enlarged front elevational view of the wristwatch of FIG. 1;
 FIG. 10 is an enlarged top plan view thereof;
 FIG. 11 is an enlarged bottom plan view thereof;
 FIG. 12 is an enlarged right side elevational view thereof;
 FIG. 13 is an enlarged left side elevational view thereof; and,
 FIG. 14 is an enlarged front, bottom, right side perspective view thereof.

The broken lines depict portions of the wristwatch that form no part of the claimed design. In FIGS. 9 and 12-14 the wristwatch is shown with a symbolic break in its length.

1 Claim, 14 Drawing Sheets



(58) **Field of Classification Search**

CPC ... A44C 5/0007; A44C 5/0053; A44C 5/0084;
 A44C 5/145; A44C 5/00147

See application file for complete search history.

(56) **References Cited**

U.S. PATENT DOCUMENTS

D360,592	S	*	7/1995	Wermekes	D10/30
D399,140	S	*	10/1998	Voegeli	D10/32
D434,678	S	*	12/2000	Raetz	D10/32
D453,005	S	*	1/2002	Baumer	D10/32
D454,800	S	*	3/2002	Terashima	D10/32
D472,821	S	*	4/2003	Pequignet	D10/32
D476,580	S	*	7/2003	Calvani	D10/30
D505,086	S	*	5/2005	Fernandez	D10/39
D520,380	S	*	5/2006	Correia	D10/31
D551,098	S	*	9/2007	Modolo	D10/32
D567,113	S	*	4/2008	Tiffoinnet-Airaud	D10/32
D603,723	S	*	11/2009	Giannini	D10/31
D615,881	S	*	5/2010	Chastaingt	D10/39
D703,552	S	*	4/2014	Monachon	D10/32
D769,739	S	*	10/2016	Kociszewski	D10/31
D811,921	S	*	3/2018	Rabassa	D10/132
D814,319	S	*	4/2018	von Burg	D10/39
D815,972	S	*	4/2018	Akana	D11/3
D824,275	S	*	7/2018	Sivriere	D11/35
D830,880	S	*	10/2018	Akana	D11/94
D867,166	S	*	11/2019	Cabral	D10/39
10,466,650	B1	*	11/2019	Brown	A44C 5/0053
D869,963	S	*	12/2019	Cabral	D10/39
D869,983	S	*	12/2019	Deng	D11/94

* cited by examiner




Fig. 1

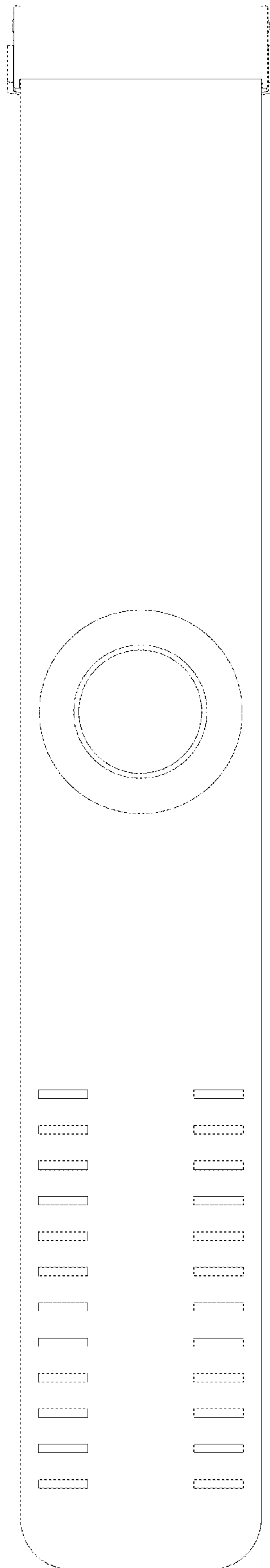


Fig. 2

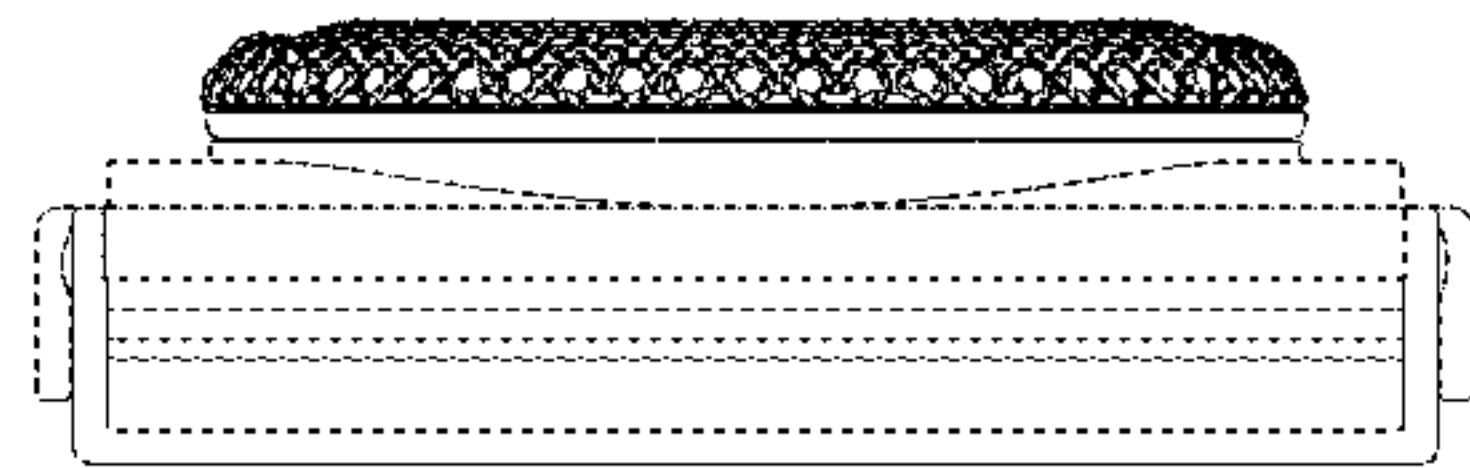


Fig. 3

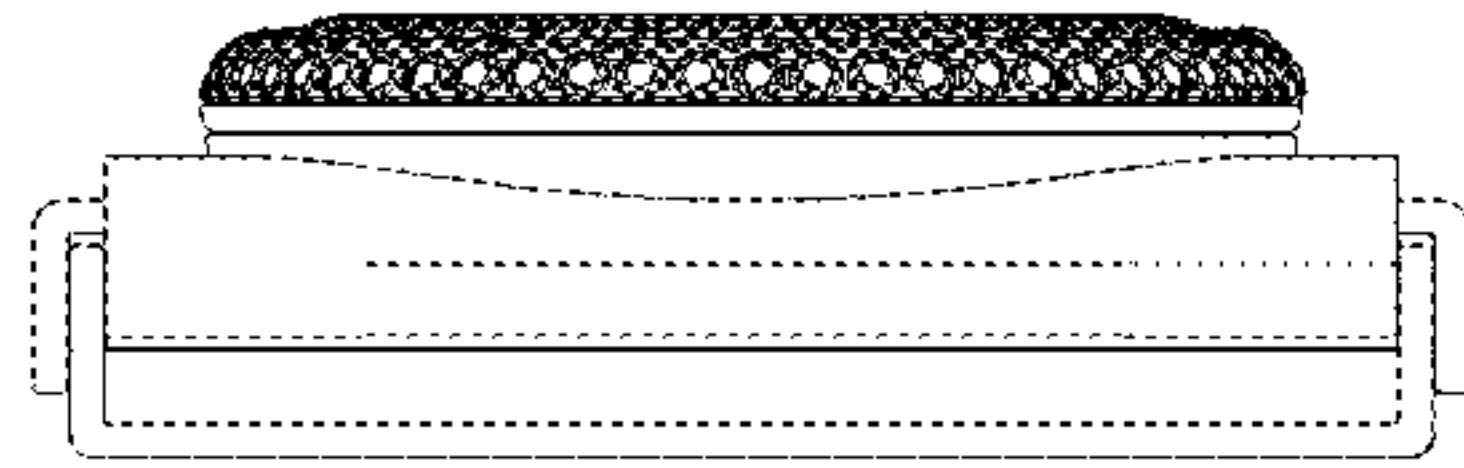


Fig. 4

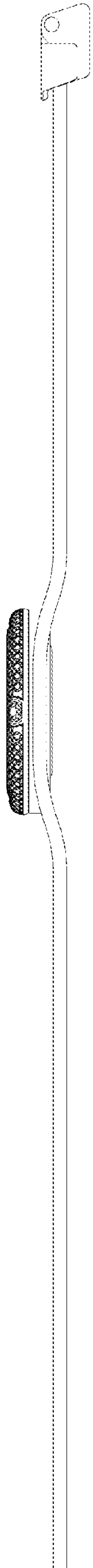


Fig. 5

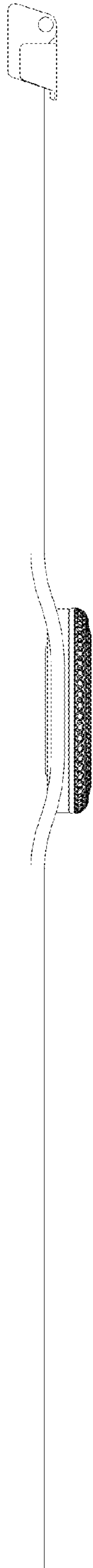


Fig. 6

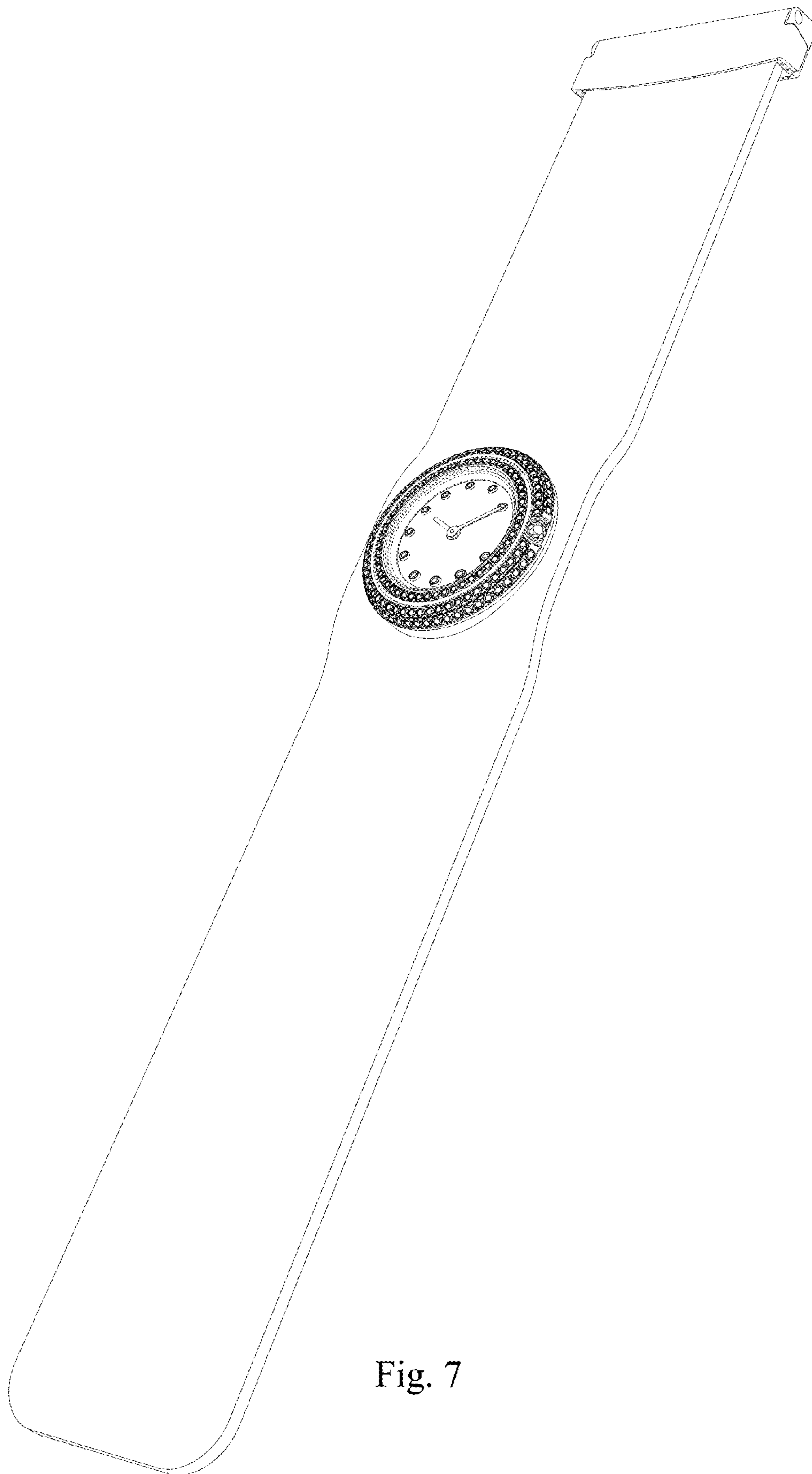


Fig. 7

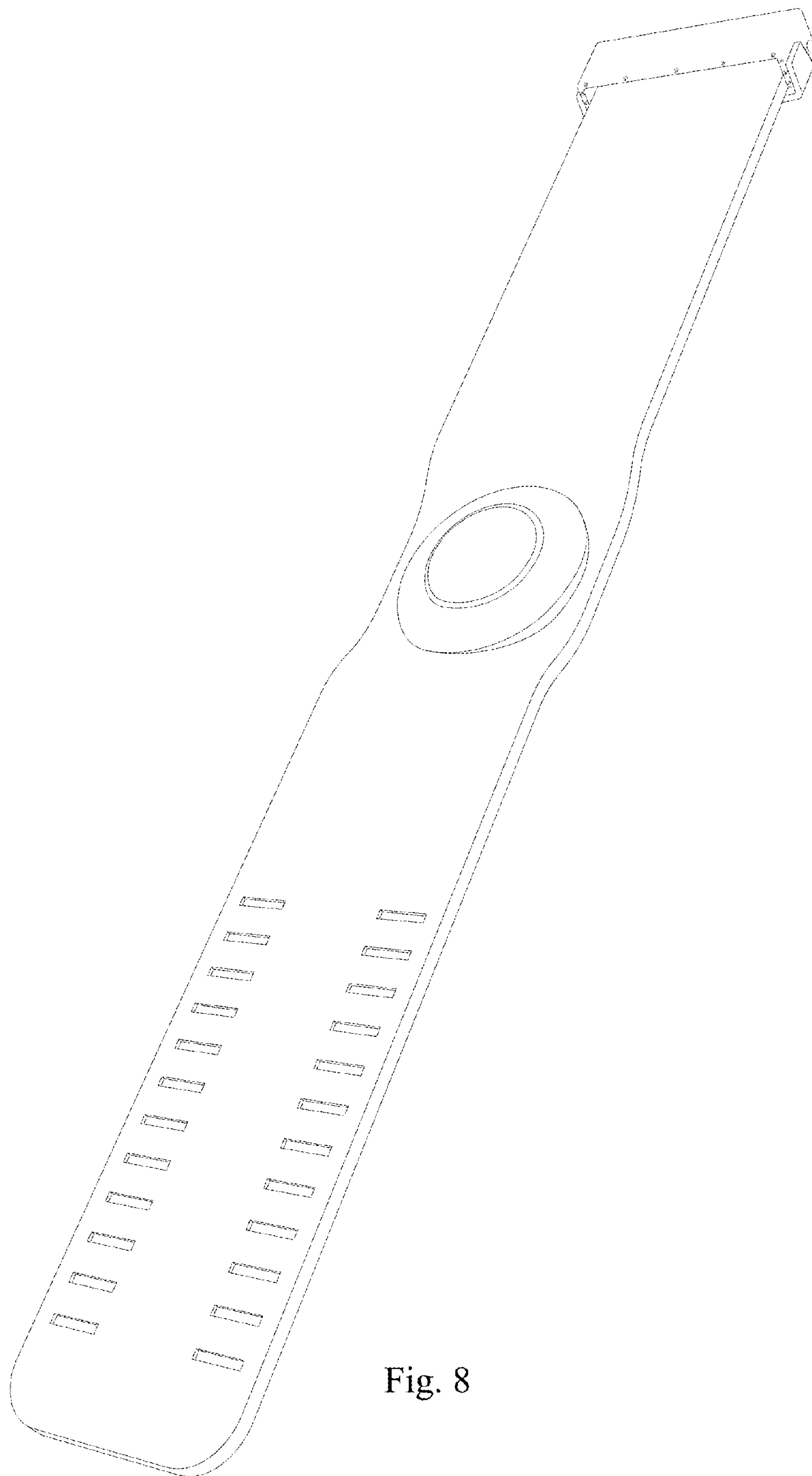


Fig. 8




Fig. 9

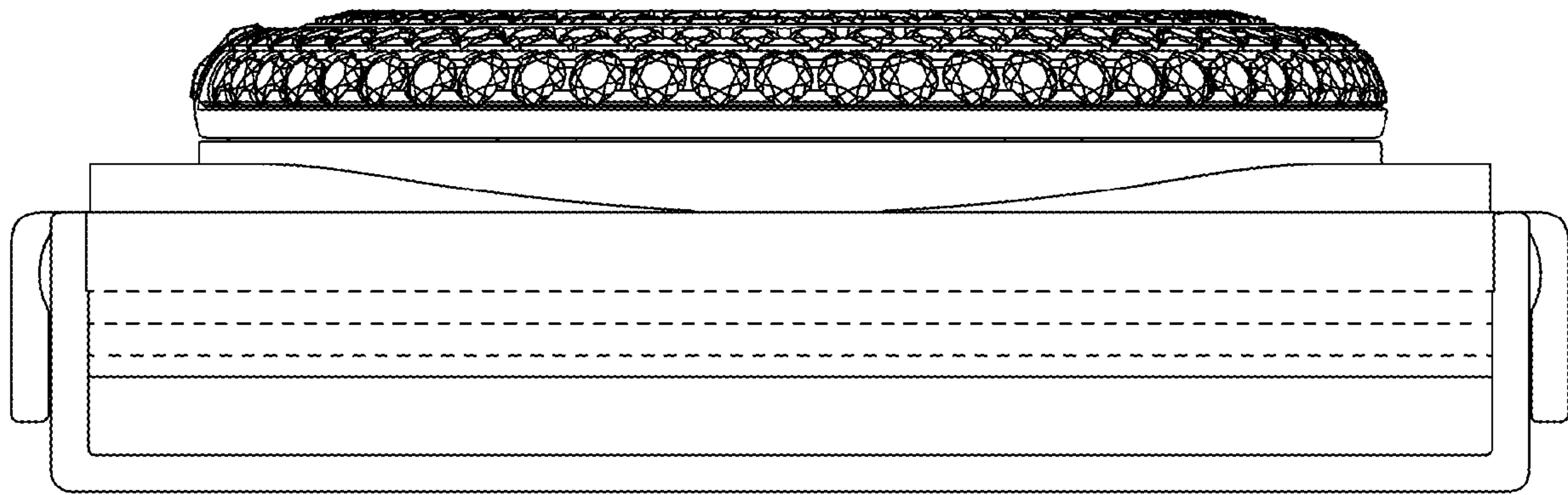


Fig. 10

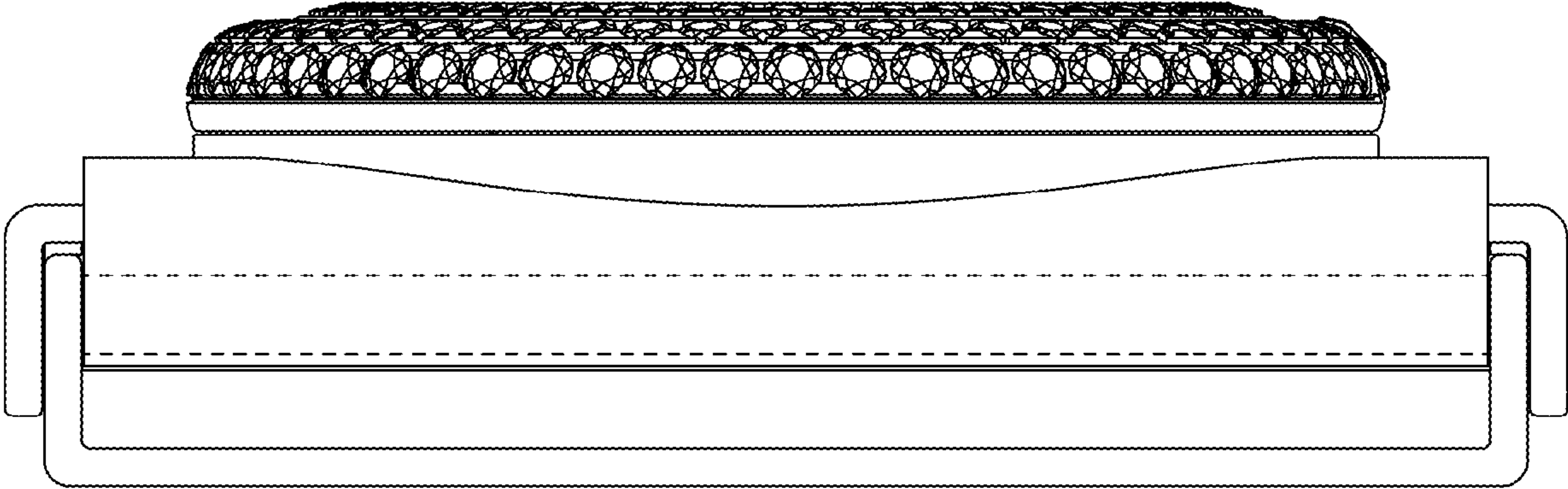


Fig. 11




Fig. 12

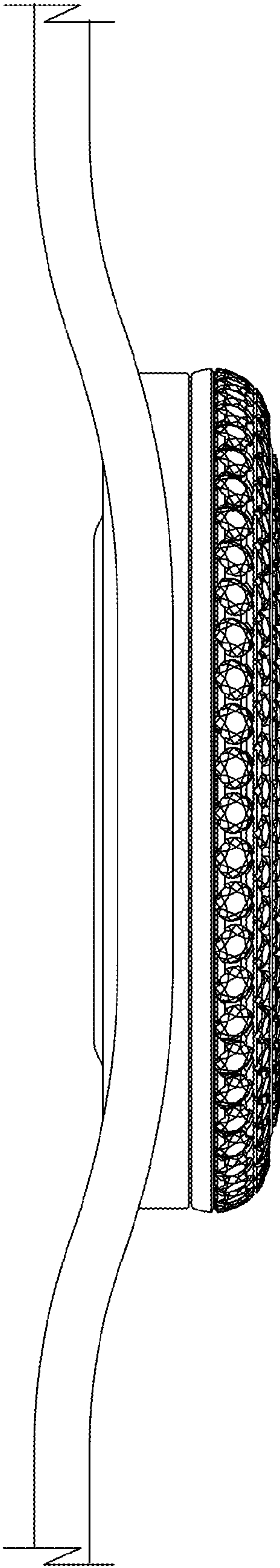


Fig. 13



Fig. 14