



US00D917298S

(12) **United States Design Patent** (10) **Patent No.:** **US D917,298 S**
Hallein et al. (45) **Date of Patent:** **** Apr. 27, 2021**

(54) **TOOTHBRUSH PACKAGE**
(71) Applicant: **The Gillette Company LLC**, Boston, MA (US)
(72) Inventors: **Christine Hallein**, Frankfurt (DE); **Dominik Langhammer**, Frankfurt (DE)
(73) Assignee: **The Gillette Company LLC**, Boston, MA (US)
(**) Term: **15 Years**
(21) Appl. No.: **29/695,301**
(22) Filed: **Jun. 18, 2019**

D420,910 S * 2/2000 Brown D9/432
D605,525 S * 12/2009 Zitterkopf D9/600
D631,345 S * 1/2011 Gustafson D9/434
D650,659 S * 12/2011 Tucker D9/423
D712,247 S * 9/2014 Lemahieu D9/432

* cited by examiner

Primary Examiner — Sandra L Morris
(74) *Attorney, Agent, or Firm* — Vladimir Vitenberg


(30) **Foreign Application Priority Data**
Dec. 18, 2018 (WO) 970003562
(51) **LOC (13) Cl.** **09-01**
(52) **U.S. Cl.**
USPC **D9/600; D9/432**
(58) **Field of Classification Search**
USPC D3/270, 271.1–271.4; D7/510, 514–520, D7/599, 604, 613, 619.2, 623, 628; D9/600, 652, 414–434; 206/457, 459.5, 206/527; 215/381–384, 400; D20/23–32
CPC B65D 5/42; B65D 5/4258; B65D 81/36; B65D 81/365; B65D 81/366; B65D 81/368; B65D 2203/00; B65D 2203/02; B65D 37/00; A63H 33/16; B32D 73/16; B32D 73/162; B32D 73/164
See application file for complete search history.

(57) **CLAIM**
The ornamental design for a toothbrush package, as shown and described.

DESCRIPTION
The patent or application file contains at least one drawing executed in color. Copies of this patent or patent application publication with color drawing(s) will be provided by the Office upon request and payment of the necessary fee.
FIG. 1 is a perspective view of a toothbrush package;
FIG. 2 is a front view thereof;
FIG. 3 is a right side view thereof;
FIG. 4 is a rear view thereof;
FIG. 5 is a left side view thereof;
FIG. 6 is a top plan view thereof;
FIG. 7 is a bottom view thereof.
FIG. 8 is a perspective view of a toothbrush package;
FIG. 9 is a front view thereof;
FIG. 10 is a right side view thereof;
FIG. 11 is a rear view thereof;
FIG. 12 is a left side view thereof;
FIG. 13 is a top plan view thereof; and,
FIG. 14 is a bottom view thereof.
The broken lines are shown for environmental purposes and form no part of the claimed design.

(56) **References Cited**
U.S. PATENT DOCUMENTS
4,880,111 A * 11/1989 Bagwell B65D 81/3266
206/209.1
D336,040 S * 6/1993 Philippe D9/415

1 Claim, 6 Drawing Sheets
(6 of 6 Drawing Sheet(s) Filed in Color)






FIG. 1




FIG. 2




FIG. 3




FIG. 4




FIG. 5




FIG. 6




FIG. 7

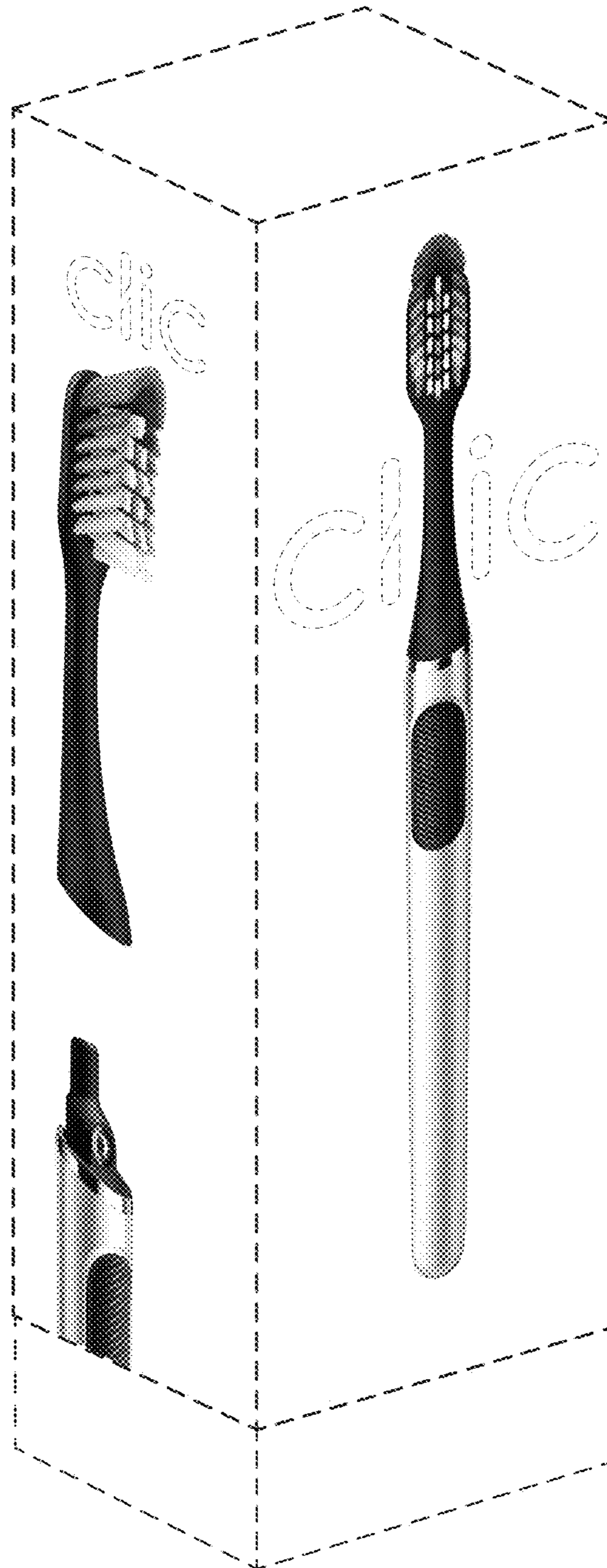


FIG. 8




FIG. 9




FIG. 10




FIG. 11




FIG. 12




FIG. 13



FIG. 14