



US00D917296S

(12) **United States Design Patent**  
**Reynolds**

(10) **Patent No.:** **US D917,296 S**  
(45) **Date of Patent:** **\*\* Apr. 27, 2021**

(54) **BOTTLE**  
(71) Applicant: **Saverglass**, Feuquieres (FR)  
(72) Inventor: **Fraser Reynolds**, London (GB)  
(73) Assignee: **Saverglass**, Feuquieres (FR)  
(\*\*) Term: **15 Years**

D545,686 S \* 7/2007 De Baschmakoff ..... D9/573  
D548,606 S \* 8/2007 Rica ..... D9/544  
D551,560 S \* 9/2007 De Baschmakoff ..... D9/558  
D559,696 S \* 1/2008 Didier ..... D9/544  
(Continued)

(21) Appl. No.: **29/683,150**  
(22) Filed: **Mar. 11, 2019**  
(30) **Foreign Application Priority Data**

FOREIGN PATENT DOCUMENTS

CN 303450136 \* 11/2015  
CN 303463812 \* 11/2015

Oct. 29, 2018 (EM) ..... 005812062-0001  
(51) **LOC (13) Cl.** ..... **09-01**  
(52) **U.S. Cl.**  
USPC ..... **D9/574**; D9/544  
(58) **Field of Classification Search**  
USPC ..... D9/521, 531, 544-546, 549, 554, 557,  
D9/558, 573-575  
CPC .. B65D 1/0284; B65D 1/0223; B65D 1/0276;  
B65D 2501/0081; B65D 2543/00092  
See application file for complete search history.

OTHER PUBLICATIONS

Saverglass US, May 22, 19, Saverglass Facebook post, URL:  
<https://www.facebook.com/saverglassus/photos/a.345224239580637/465205074249219/?type=3&theater> (Year: 2019).\*

*Primary Examiner* — Brett Miller  
*Assistant Examiner* — Rani J Abdallah  
(74) *Attorney, Agent, or Firm* — Banner & Witcoff, Ltd.

(56) **References Cited**

U.S. PATENT DOCUMENTS

D199,818 S \* 12/1964 Douglus ..... D9/574  
D209,782 S \* 1/1968 Douglus ..... D9/573  
D213,041 S \* 12/1968 Stohl ..... D9/573  
D259,098 S \* 5/1981 Lauren ..... D9/545  
D360,137 S \* 7/1995 De Baschmakoff ..... D9/545  
D378,059 S \* 2/1997 De Baschmakoff ..... D9/544  
D401,509 S \* 11/1998 Krunas ..... D9/573  
D429,646 S \* 8/2000 Goettner ..... D9/573  
D430,805 S \* 9/2000 Jentgen ..... D9/544  
D431,005 S \* 9/2000 Jentjen ..... D9/544  
D433,932 S \* 11/2000 Kuzma ..... D9/558  
D466,410 S \* 12/2002 De Baschmakoff ..... D9/544  
D472,818 S \* 4/2003 Maddy ..... D9/574  
D482,289 S \* 11/2003 Dea ..... D9/558


(57) **CLAIM**

The ornamental design for a bottle, as shown and described.

**DESCRIPTION**

FIG. 1 is a front view of a bottle showing my new design; the rear view being identical thereto; FIG. 2 is a right side view thereof; the left side view being identical thereto; FIG. 3 is a top view thereof with details of the bottom portion and details of the interior surface of the bottle omitted for clarity purposes; FIG. 4 a bottom view thereof with details visible through the bottom surface omitted for clarity purposes; and, FIG. 5 a perspective view thereof with the interior surfaces of the bottle omitted for clarity purposes. The broken line showing of the interior sidewall surfaces of the bottle forms no part of the claimed design. The broken lines depicting the lip of the bottle form no part of the claimed design.

**1 Claim, 3 Drawing Sheets**



(56)

**References Cited**

U.S. PATENT DOCUMENTS

D601,032	S	*	9/2009	Rica	.....	D9/544
D601,428	S	*	10/2009	Rica	.....	D9/544
D604,629	S	*	11/2009	Aebi	.....	D9/544
D630,100	S	*	1/2011	Wanet	.....	D9/544
D693,227	S	*	11/2013	Gonzalez Rodriguez	.....	D9/544
D694,637	S	*	12/2013	Gaydon	.....	D9/545
D717,658	S	*	11/2014	Fadelli	.....	D9/544
D720,232	S	*	12/2014	de Monclin	.....	D9/558
D790,352	S	*	6/2017	Staab	.....	D9/574
D795,076	S	*	8/2017	Andran	.....	D9/574
D796,962	S	*	9/2017	Gonzalez Rodriguez	.....	D9/574
D815,541	S	*	4/2018	Harris	.....	D9/574
D886,626	S	*	6/2020	Fell	.....	D9/574

\* cited by examiner

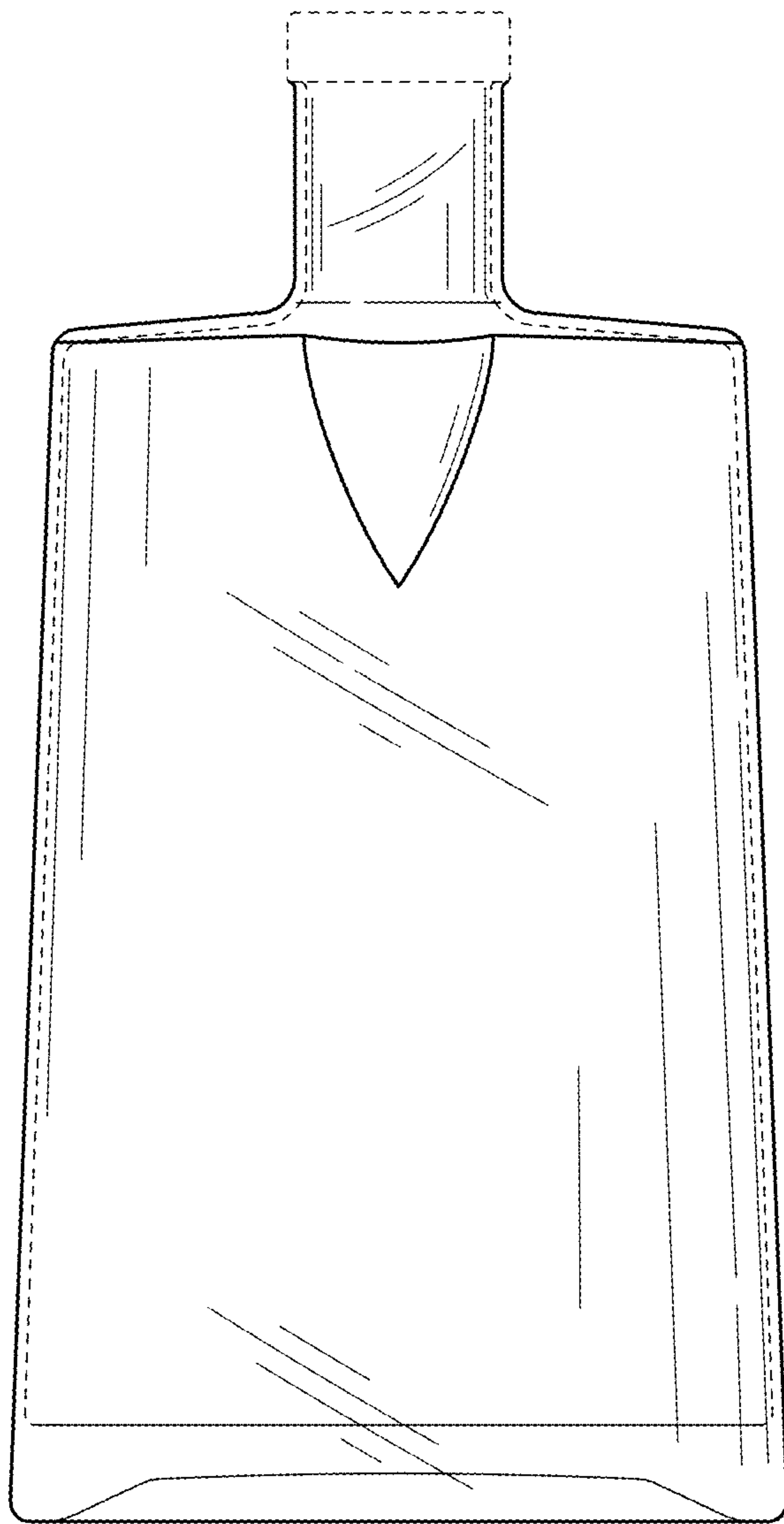


FIG. 1

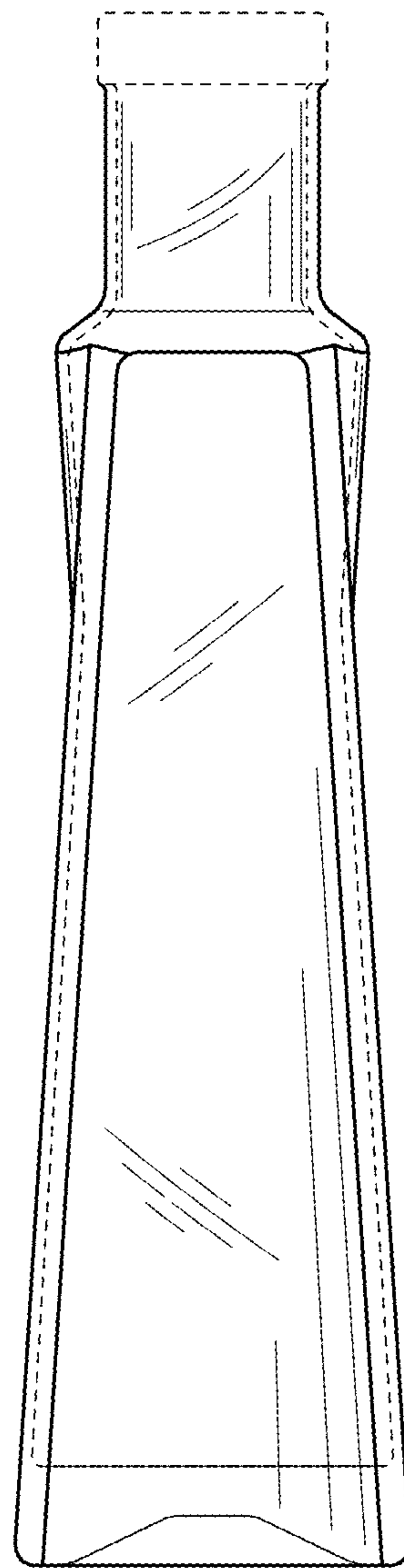


FIG. 2

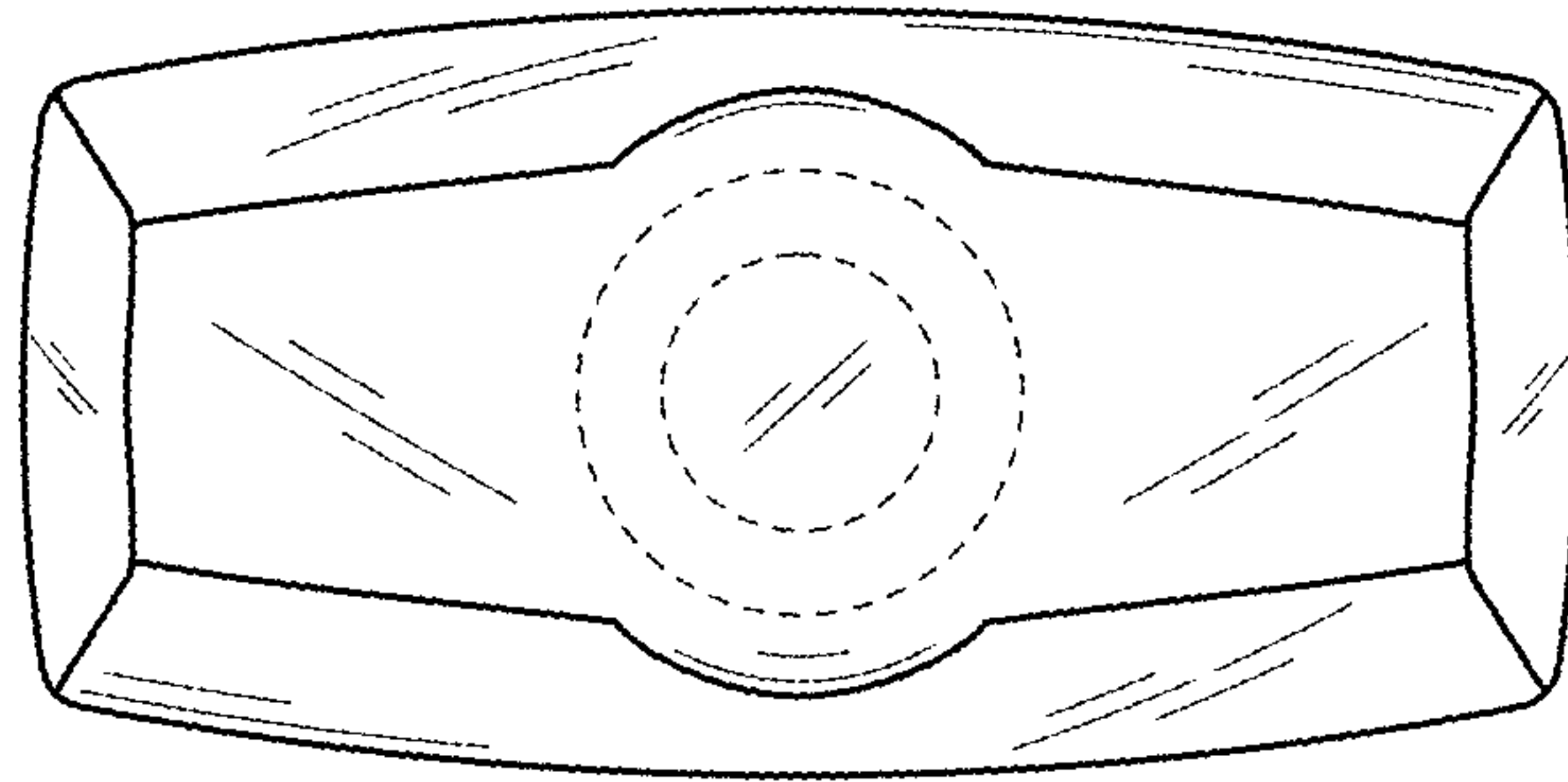


FIG. 3

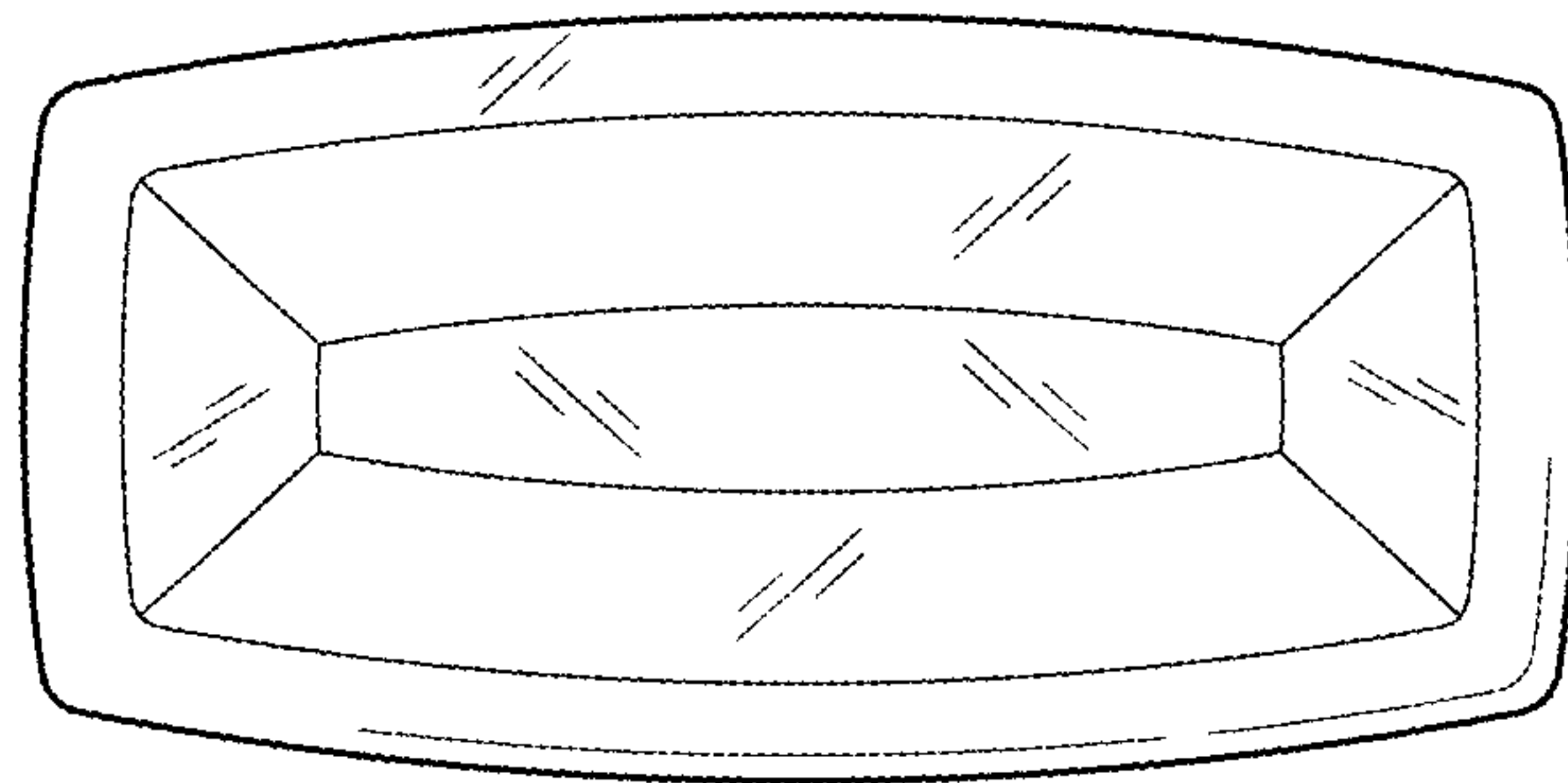


FIG. 4




FIG. 5