

US00D917281S

(12) **United States Design Patent** (10) **Patent No.:** **US D917,281 S**
Will et al. (45) **Date of Patent:** **** *Apr. 27, 2021**

(54) **SHELL**
(71) Applicant: **Stolle Machinery Company, LLC**,
Centennial, CO (US)
(72) Inventors: **Robert Joseph Will**, Maria Stein, OH
(US); **Dennis Cornelius Stammen**,
Brookville, OH (US)
(73) Assignee: **Stolle Machinery Company, LLC**,
Centennial, CO (US)
(*) Notice: This patent is subject to a terminal dis-
claimer.
(**) Term: **15 Years**
(21) Appl. No.: **29/615,577**
(22) Filed: **Aug. 30, 2017**
(51) **LOC (13) Cl.** **09-07**
(52) **U.S. Cl.**
USPC **D9/435**
(58) **Field of Classification Search**
USPC D7/392.1, 601, 602, 612, 615, 629, 705,
D7/706; D9/434, 435, 438, 447, 449,
D9/450, 451, 454, 500, 502, 503, 504,
D9/516, 520, 530, 537, 539, 542, 549,
D9/550, 551, 763-783, 903
CPC ... B65D 1/00; B65D 1/02; B65D 1/10; B65D
1/12; B65D 1/14; B65D 1/40; B65D
1/44; B65D 1/023; B65D 1/0223; B65D
1/165; B65D 1/246; B65D 25/00; B65D
2585/56; B65D 41/00; B65D 41/56;
B65D 41/62; B65D 47/06; B65D 47/08;
B65D 2543/00046; B65D 2543/00064;
B65D 2543/00074; B65D 2543/00083;
B65D 2543/00092; B65D 2543/00096;
B65D 2543/00101; B65D 2543/00296
See application file for complete search history.

(56) **References Cited**
U.S. PATENT DOCUMENTS
D32,681 S * 5/1900 Morgenthaler D9/434
3,115,985 A * 12/1963 Fried B65D 17/503
220/277
D199,548 S * 11/1964 Zundel D9/438
3,251,515 A * 5/1966 Henchert B65D 17/502
222/487
D206,500 S * 12/1966 Nissen et al. D9/438
D224,962 S * 10/1972 Saunders D9/438
D246,157 S * 10/1977 Kocour D9/438
4,093,102 A * 6/1978 Kraska
D255,424 S * 6/1980 Bathurst D9/438
D257,228 S * 10/1980 Saunders D9/438
D263,802 S * 4/1982 Frazee D9/438
D275,373 S * 9/1984 Brown D9/438
D282,616 S * 2/1986 Gallagher D7/392.1
D285,661 S * 9/1986 Brownbill D9/435
4,749,100 A * 6/1988 Eberhart B65D 43/0212
220/258.2

(Continued)

FOREIGN PATENT DOCUMENTS

EM 004691558-0001 * 4/2018
Primary Examiner — Jasmine Mlinarcik
(74) *Attorney, Agent, or Firm* — Eckert Seamans Cherin
& Mellott, LLC

(57) **CLAIM**

The ornamental design for a shell, as shown and described.

DESCRIPTION

FIG. 1 is a top isometric view of a shell;
FIG. 2 is a bottom isometric view of the shell;
FIG. 3 is a cross-sectional side view of the shell taken from
line 3-3 in FIG. 5;
FIG. 4 is an enlarged detailed view of the shell taken from
line 4 in FIG. 3;

(Continued)

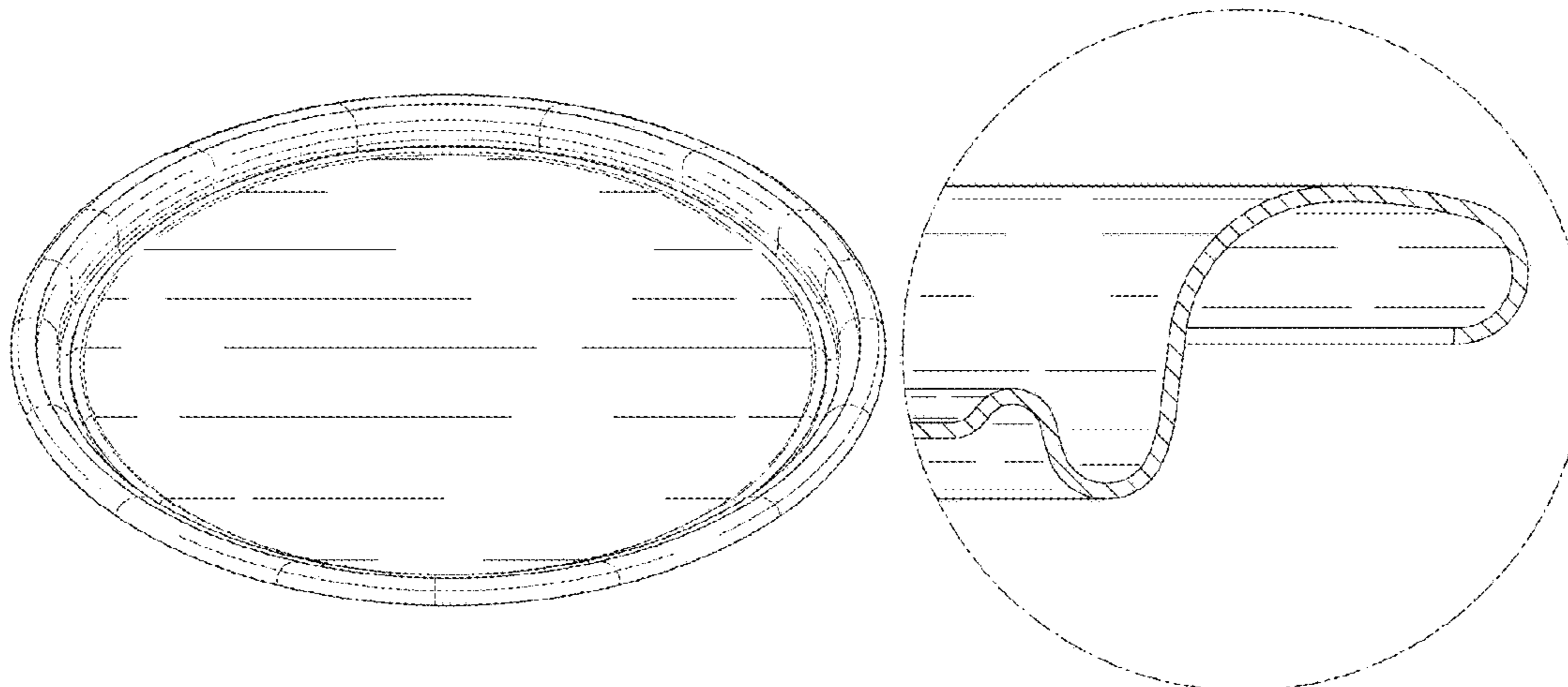


FIG. 5 is a top plan view of the shell; and,
FIG. 6 is a bottom plan view of the shell.

1 Claim, 4 Drawing Sheets

(56)

References Cited

U.S. PATENT DOCUMENTS

D300,608 S * 4/1989 Taylor D9/438
 D304,302 S * 10/1989 Dalli D9/438
 4,893,725 A * 1/1990 Ball B29C 45/14344
 220/269
 D310,025 S * 8/1990 Foley D9/772
 D312,404 S * 11/1990 Bray D9/438
 5,149,238 A * 9/1992 McEldowney B21D 51/44
 413/8
 5,356,256 A * 10/1994 Turner B21D 51/383
 413/8
 D352,898 S * 11/1994 Vacher D9/438
 D385,192 S * 10/1997 Hurst D9/438
 D396,635 S * 8/1998 McEldowney D9/438
 D402,555 S * 12/1998 McEldowney D9/439
 D415,425 S * 10/1999 Turner D9/438
 D452,155 S * 12/2001 Stodd D9/434
 6,386,013 B1 * 5/2002 Werth B21D 51/38
 72/348

6,460,723 B2 * 10/2002 Nguyen B21D 51/38
 220/619
 D471,453 S * 3/2003 Stodd D9/434
 6,761,280 B2 * 7/2004 Zonker B65D 17/08
 220/269
 D495,600 S * 9/2004 Kouri D9/435
 D562,684 S * 2/2008 Brashear D9/454
 D641,239 S * 7/2011 Ramsey B65D 1/12
 D9/435
 D641,622 S * 7/2011 Fields D7/387
 D643,718 S * 8/2011 Fields D9/435
 D653,109 S * 1/2012 Stammen B65D 17/4011
 D9/438
 D669,781 S * 10/2012 Fields D9/435
 8,684,211 B1 4/2014 Stammen
 9,016,504 B2 * 4/2015 McClung B21D 51/383
 220/271
 D744,861 S * 12/2015 Fortner D9/772
 D767,329 S * 9/2016 Mock D7/392.1
 D770,895 S * 11/2016 Brown D7/900
 D774,887 S * 12/2016 Torrison D9/416
 9,573,183 B2 * 2/2017 McClung B21D 51/2653
 9,616,483 B2 * 4/2017 Stammen B21D 37/10
 D816,500 S * 5/2018 Torrison D9/454
 D850,291 S * 6/2019 Bidzinashvili D9/772
 2013/0098925 A1 * 4/2013 Dunwoody B21D 51/44
 220/604

* cited by examiner

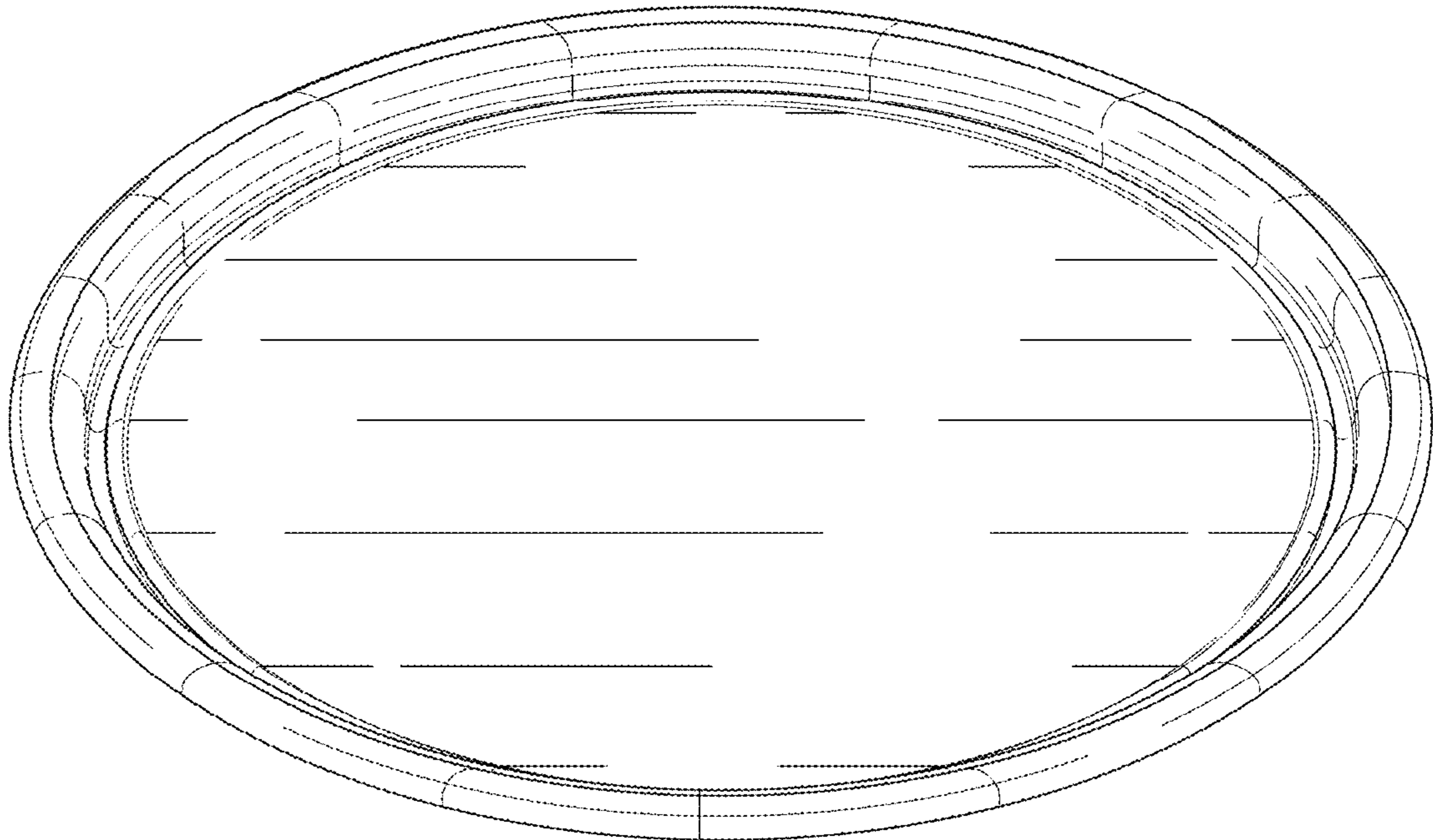


FIG. 1

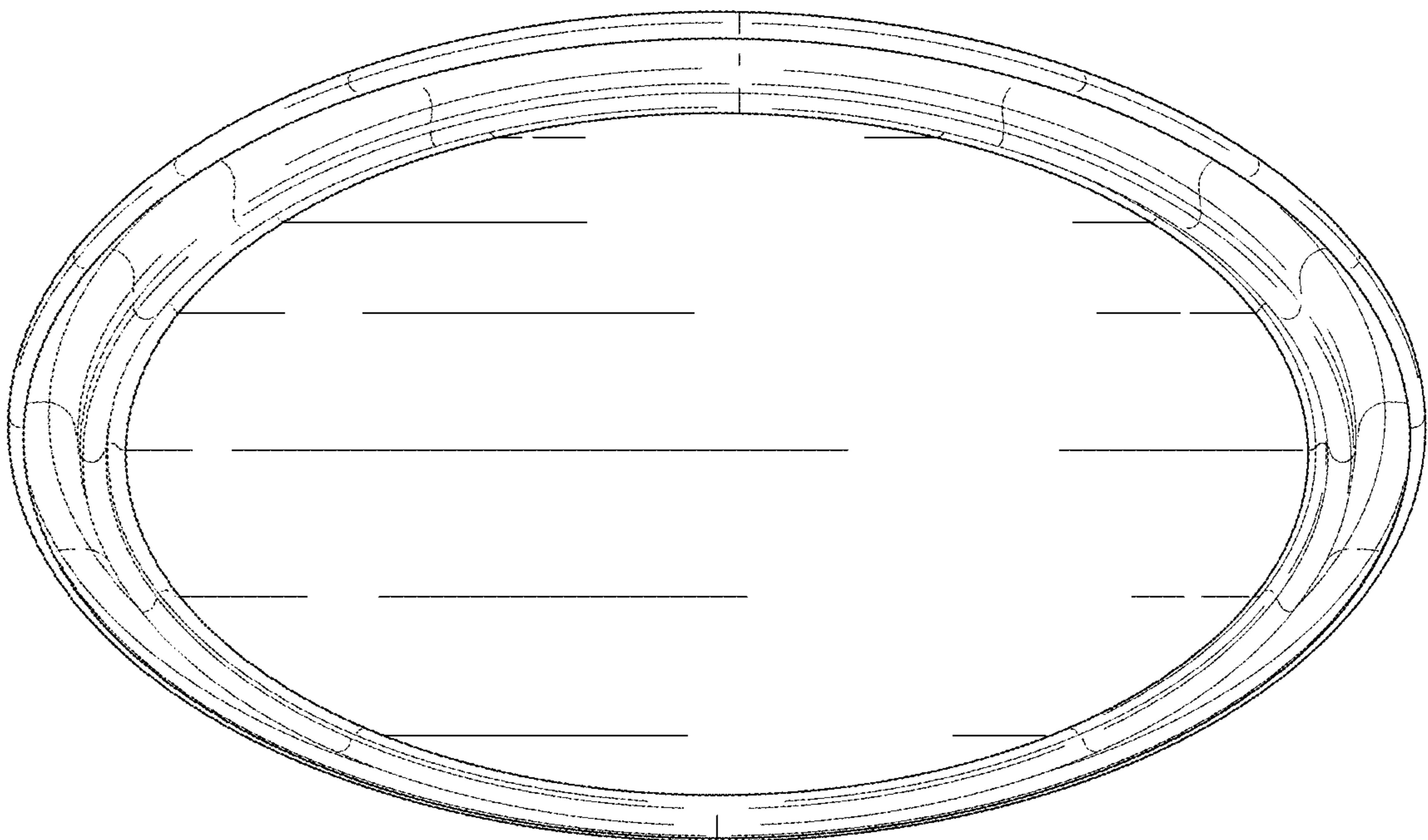


FIG. 2

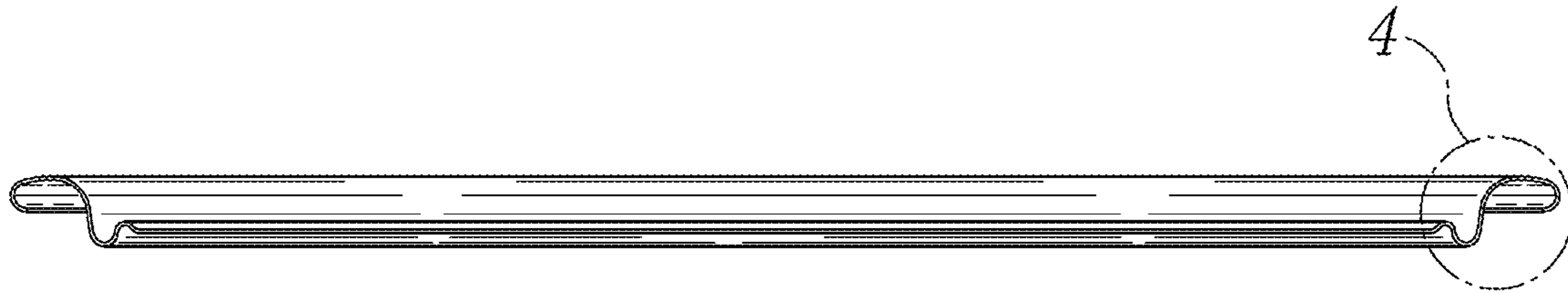


FIG. 3

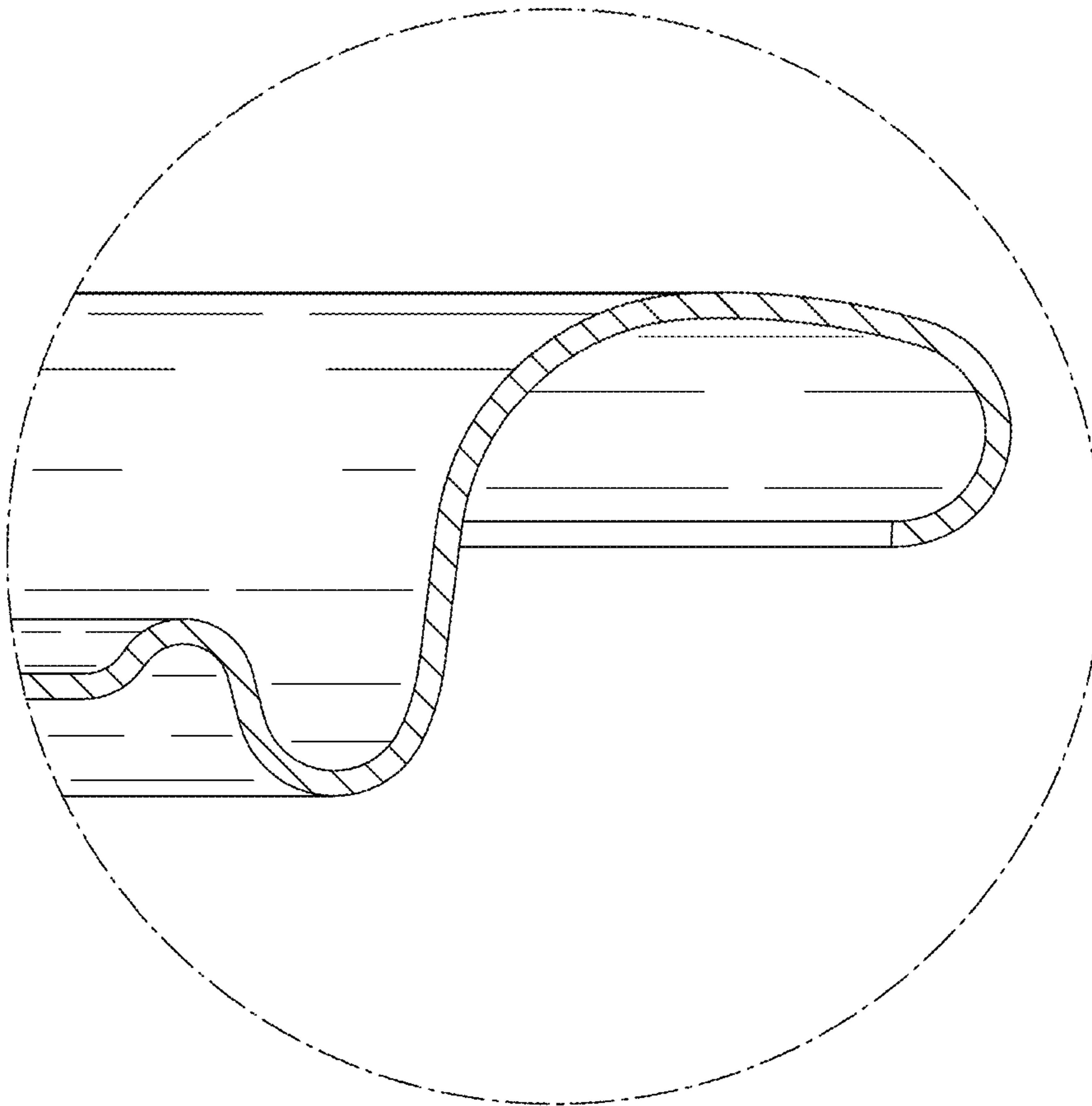


FIG. 4

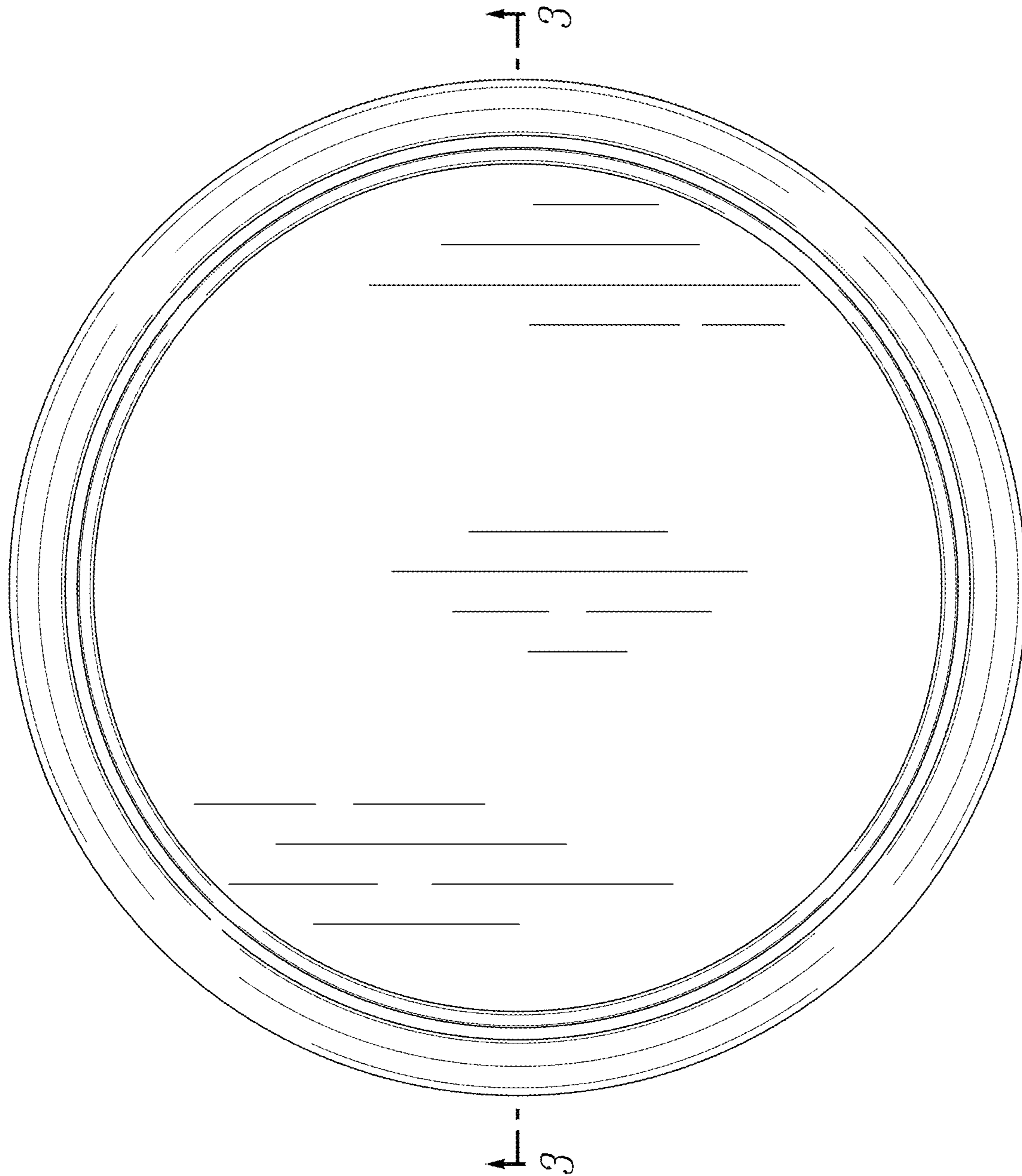


FIG. 5

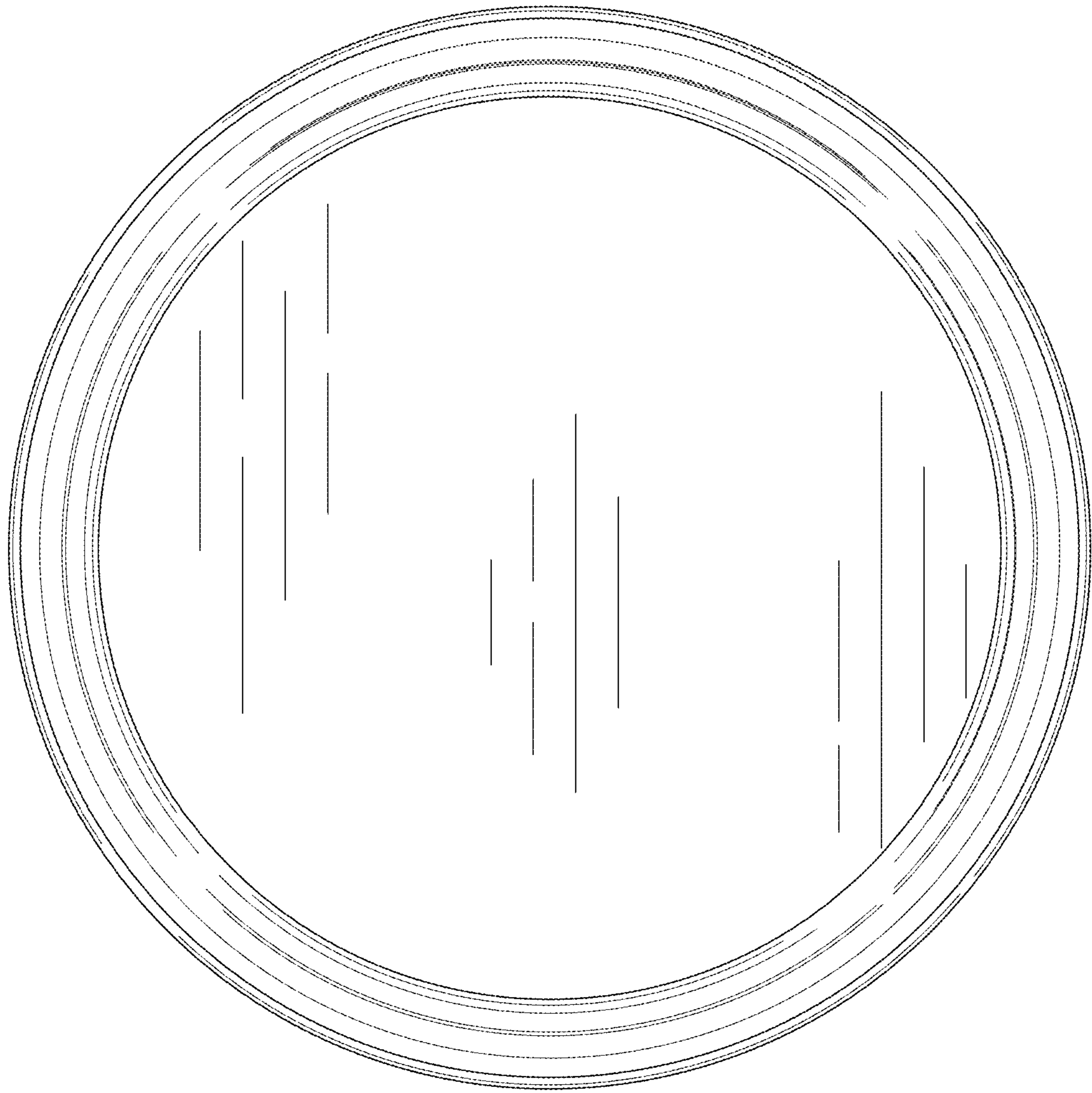


FIG. 6