



US00D917267S

(12) **United States Design Patent**
Pang

(10) **Patent No.:** **US D917,267 S**
(45) **Date of Patent:** **** Apr. 27, 2021**

- (54) **BOAT BUNGEE DOCK LINE WITH HOOKS**
- (71) Applicant: **Sichuan Besda Technology Co., Ltd,**
Mianyang (CN)
- (72) Inventor: **Deqiang Pang,** Jiangyou (CN)
- (**) Term: **15 Years**
- (21) Appl. No.: **29/724,872**
- (22) Filed: **Feb. 20, 2020**
- (51) **LOC (13) Cl.** **08-05**
- (52) **U.S. Cl.**
USPC **D8/367**
- (58) **Field of Classification Search**
USPC D8/367, 354, 349, 356; D12/162;
D30/153
CPC ... A47G 29/083; F16B 45/00; A63B 21/0557;
B60P 7/0823
See application file for complete search history.

(56) **References Cited**

U.S. PATENT DOCUMENTS

- D271,465 S * 11/1983 Boissonnet D8/367
- D368,758 S * 4/1996 May D21/803
- D372,756 S * 8/1996 May D21/803
- D377,382 S * 1/1997 Saunders D21/803
- 6,140,923 A * 10/2000 Lam A45C 13/20
340/568.1
- 6,273,016 B1 * 8/2001 Gibbs B63B 21/00
114/230.1
- 6,273,017 B1 * 8/2001 Griffin B63B 21/54
114/221 R
- 6,860,774 B2 * 3/2005 Lintzner B63B 34/63
441/69
- D573,875 S * 7/2008 Anderson D8/367
- 7,454,818 B1 * 11/2008 Backman, III B60P 7/0823
24/300
- D618,536 S * 6/2010 Eason D8/349

- 7,921,791 B2 * 4/2011 Brelsford B63B 21/00
114/219
- D640,017 S 6/2011 Mendelson
- 8,291,847 B2 * 10/2012 Brelsford B63B 21/00
114/219
- D682,968 S * 5/2013 Adinolfi, Sr. D21/810
- D684,452 S * 6/2013 Petzl D8/356
- D688,193 S * 8/2013 Beshears D12/317
- D694,478 S 11/2013 Ali
- D695,970 S * 12/2013 Beinke D30/153
- D697,469 S * 1/2014 Stanley D12/317
- D707,536 S * 6/2014 Van Riper D8/367
- D730,159 S * 5/2015 Grimm D8/356
- D741,419 S * 10/2015 Cohen D21/662
- D743,778 S * 11/2015 Huang D8/367
- 9,193,418 B1 * 11/2015 Brelsford B63B 59/02
- 9,199,696 B1 * 12/2015 Bonell B63B 21/20
- D751,721 S * 3/2016 Kelley D24/192
- D767,977 S * 10/2016 Man D8/367
- 9,550,550 B1 * 1/2017 Housman B63B 27/146

(Continued)

Primary Examiner — Cynthia R Underwood

(57) **CLAIM**

The ornamental design for a boat bungee dock line with hooks, as shown and described.

DESCRIPTION

FIG. 1 is a front view of a straighten state of a boat bungee dock line with hooks showing my new design;
 FIG. 2 is a back view thereof;
 FIG. 3 is a left side view thereof;
 FIG. 4 is a right side view thereof;
 FIG. 5 is a left-bottom perspective view of a curved state of the boat bungee dock line with hooks;
 FIG. 6 is a left-bottom perspective view of another curved state of the boat bungee dock line with hooks; and,
 FIG. 7 is an enlarged view of the selected portion in FIG. 5. The broken lines represent the area of enlargement shown in FIG. 7 and form no part of the claim.

1 Claim, 7 Drawing Sheets



(56)

References Cited

U.S. PATENT DOCUMENTS

D778,711 S * 2/2017 Dycus D8/356
D802,400 S * 11/2017 Man D8/367
D818,140 S * 5/2018 Stadler D24/214
D818,141 S * 5/2018 Stadler D24/214
10,232,212 B1 * 3/2019 Cohen A63B 21/0552
10,371,233 B2 * 8/2019 Dershem A63B 21/0557
D862,804 S 10/2019 Bitar
D863,487 S * 10/2019 Pieper D21/840
D867,855 S * 11/2019 Cowell D8/356
D888,618 S * 6/2020 Pang D12/162
D889,055 S * 6/2020 Oh D30/153
10,780,817 B2 * 9/2020 Wolstencroft B60P 7/0876
D899,710 S * 10/2020 MacDonald D30/146
2005/0050695 A1 * 3/2005 Mackey B62J 7/08
24/300
2005/0058854 A1 * 3/2005 Takekuma G11B 5/667
428/832.2
2006/0185571 A1 * 8/2006 Leseberg B63B 34/60
114/253
2013/0017742 A1 * 1/2013 Duff B63B 34/63
441/69
2015/0141217 A1 * 5/2015 Young A63B 23/03541
482/126
2015/0238799 A1 * 8/2015 Arline A63B 71/02
482/129

* cited by examiner

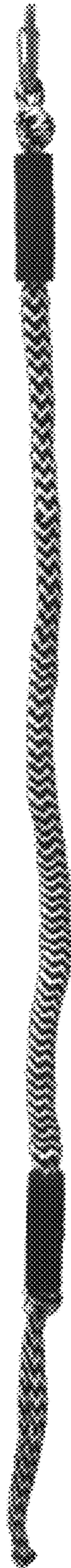


FIG. 1

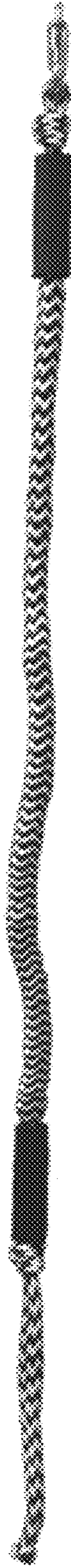


FIG. 2




FIG. 3




FIG. 4

FIG. 7




FIG. 5



FIG. 6



FIG. 7