



US00D917258S

(12) **United States Design Patent** (10) **Patent No.:** **US D917,258 S**  
**Numedahl et al.** (45) **Date of Patent:** **\*\* Apr. 27, 2021**

(54) **CUTTER HANDLE** D752,942 S \* 4/2016 Rohrbach ..... D8/98  
D801,148 S \* 10/2017 Yu Chen ..... D8/98  
(71) Applicant: **Pacific Handy Cutter, Inc.**, Irvine, CA 9,969,091 B2 5/2018 Jacobs  
(US) D851,475 S \* 6/2019 Dahill ..... D8/98  
10,350,775 B2 7/2019 Jacobs  
(72) Inventors: **Kody Numedahl**, Orange, CA (US); D863,924 S \* 10/2019 Nguyen ..... D8/98  
**Devon Gergen**, Huntington Beach, CA D864,692 S \* 10/2019 Rohrbach ..... D8/99  
(US); **Joseph P. Garavaglia**, Newport 10,442,093 B2 10/2019 Jacobs et al.  
Beach, CA (US) D867,097 S \* 11/2019 Marinovich ..... D8/98  
D867,847 S \* 11/2019 Marinovich ..... D8/98  
(73) Assignee: **Pacific Handy Cutter, Inc.**, Irvine, CA 10,710,256 B2 \* 7/2020 Dahill ..... B25D 3/00  
(US) D897,097 S \* 9/2020 Hanley ..... D3/243  
2006/0016306 A1 \* 1/2006 Conde ..... B26B 5/005  
83/13  
(\*\*) Term: **15 Years** 2010/0263219 A1 10/2010 Kempker et al.  
2018/0319029 A1 \* 11/2018 Marinovich ..... B26B 29/02  
(Continued)

(21) Appl. No.: **29/717,085**  
(22) Filed: **Dec. 13, 2019**  
(51) **LOC (13) Cl.** ..... **08-03**  
(52) **U.S. Cl.**  
USPC ..... **D8/98**  
(58) **Field of Classification Search**  
USPC ..... D8/14, 98, 99, 107  
CPC B26B 5/00; B26B 27/005; B26B 3/00; B26B  
11/006; B26B 3/08  
See application file for complete search history.

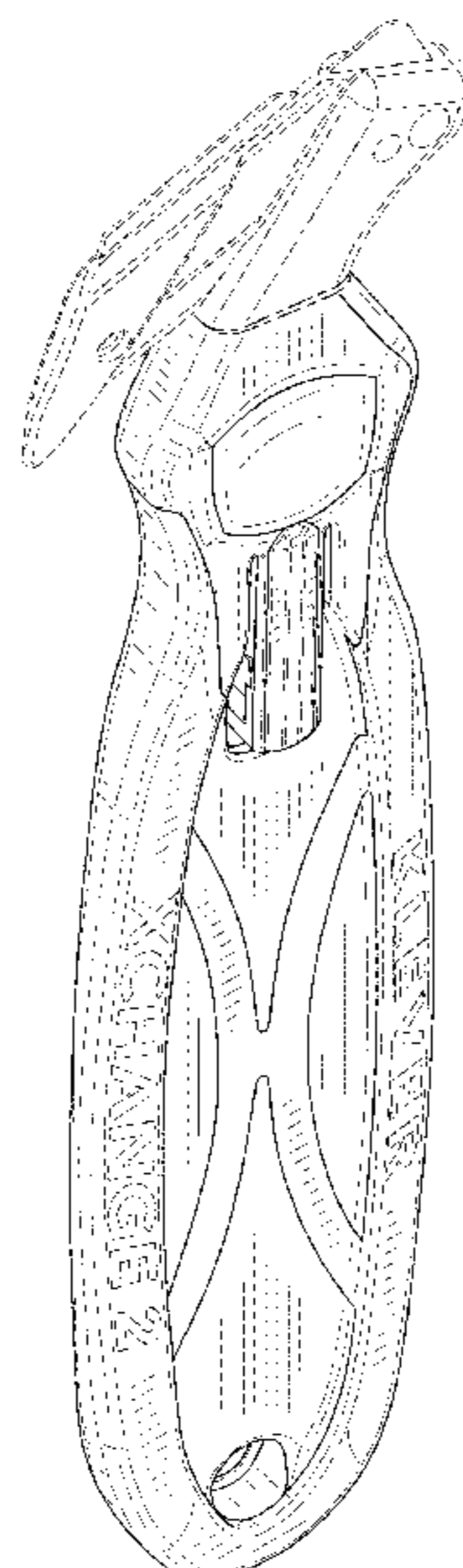
(56) **References Cited**  
U.S. PATENT DOCUMENTS  
4,134,206 A \* 1/1979 Beermann ..... B26B 5/006  
30/294  
D323,967 S \* 2/1992 Talbot ..... D8/98  
5,737,842 A \* 4/1998 Freedman ..... B26B 3/00  
30/280  
6,691,416 B2 \* 2/2004 Yu Chen ..... B26B 3/00  
30/125  
D575,613 S \* 8/2008 Jennings ..... D8/98  
D639,631 S \* 6/2011 Kempker ..... D8/98  
D673,440 S \* 1/2013 Kempker ..... D8/98  
D714,612 S \* 10/2014 Gropl ..... D8/98  
D721,564 S \* 1/2015 Purnomohadi ..... D8/98

*Primary Examiner* — Philip S Hyder  
(74) *Attorney, Agent, or Firm* — Leech Tishman Fuscaldo  
& Lampl; Peter L. Holmes, Esq.

(57) **CLAIM**  
The ornamental design for a cutter handle, as shown and described.

**DESCRIPTION**  
FIG. 1 is a left side perspective view of a cutter handle (of a cutter) showing my/our new design;  
FIG. 2 is a right side perspective view thereof;  
FIG. 3 is a left side elevation view thereof;  
FIG. 4 is a right side elevation view thereof;  
FIG. 5 is a front elevation view thereof;  
FIG. 6 is a rear elevation view thereof; and,  
FIG. 7 is a bottom plan view thereof.  
The broken lines immediately adjacent the shaded(/claimed) areas represent the bounds of the claimed design while all other broken lines are included for purposes of illustrating portions of the cutter article embodying the design; the broken lines form no part of the claimed design.

**1 Claim, 6 Drawing Sheets**



(56)

**References Cited**

U.S. PATENT DOCUMENTS

2018/0333873 A1 \* 11/2018 Hendricks ..... B26B 5/005  
2019/0329435 A1 10/2019 Jacobs  
2020/0030997 A1 1/2020 Jacobs et al.

\* cited by examiner

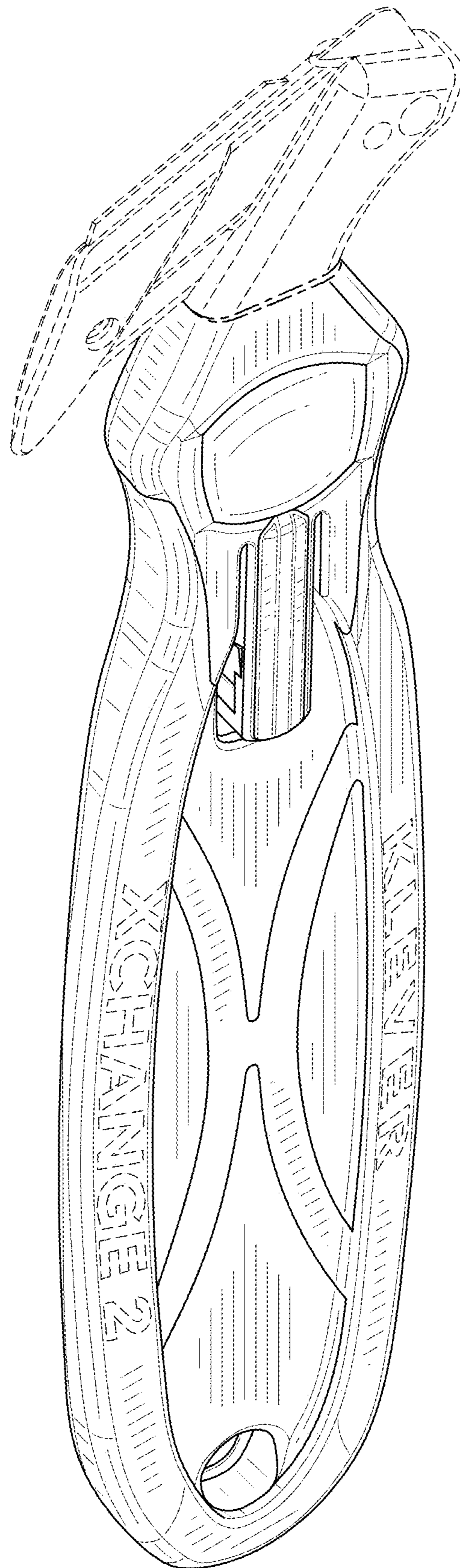


FIG. 1

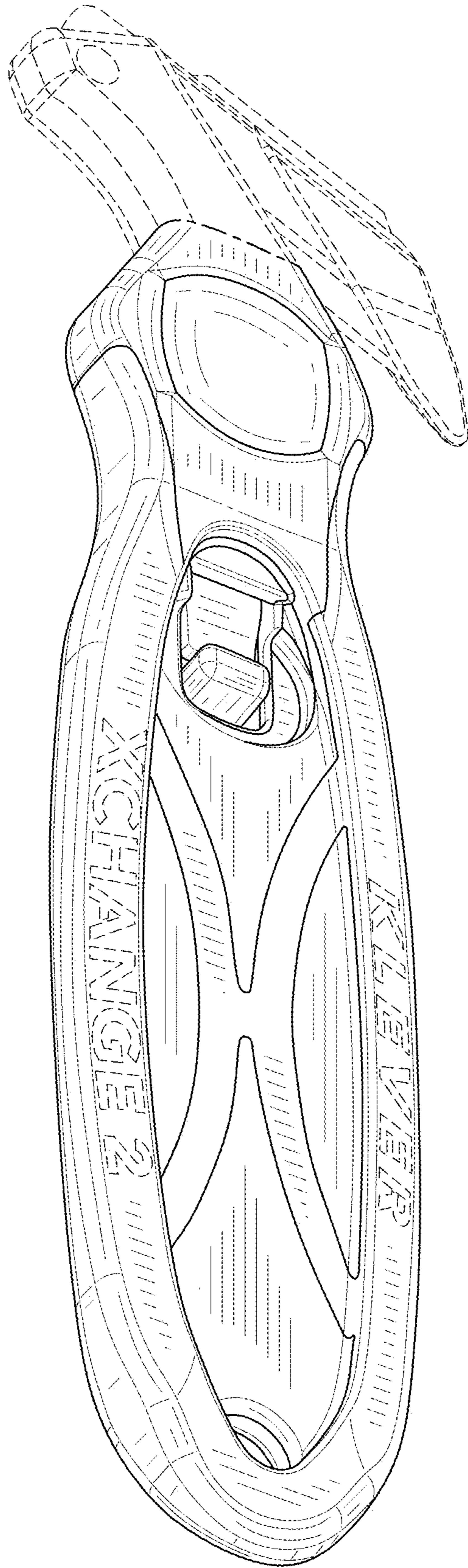


FIG. 2



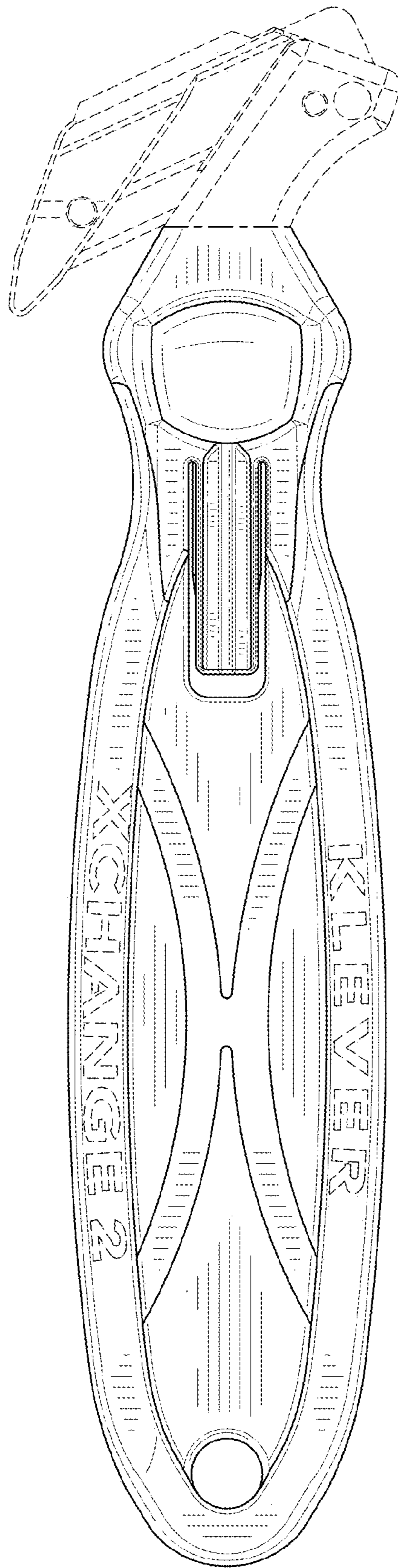


FIG. 3

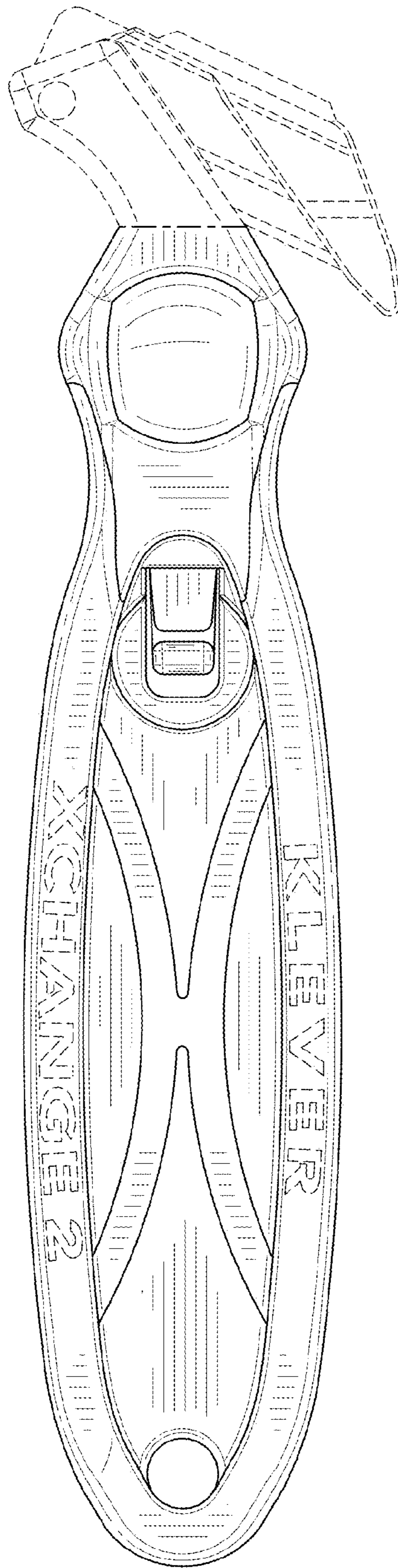


FIG. 4



FIG. 5



FIG. 6

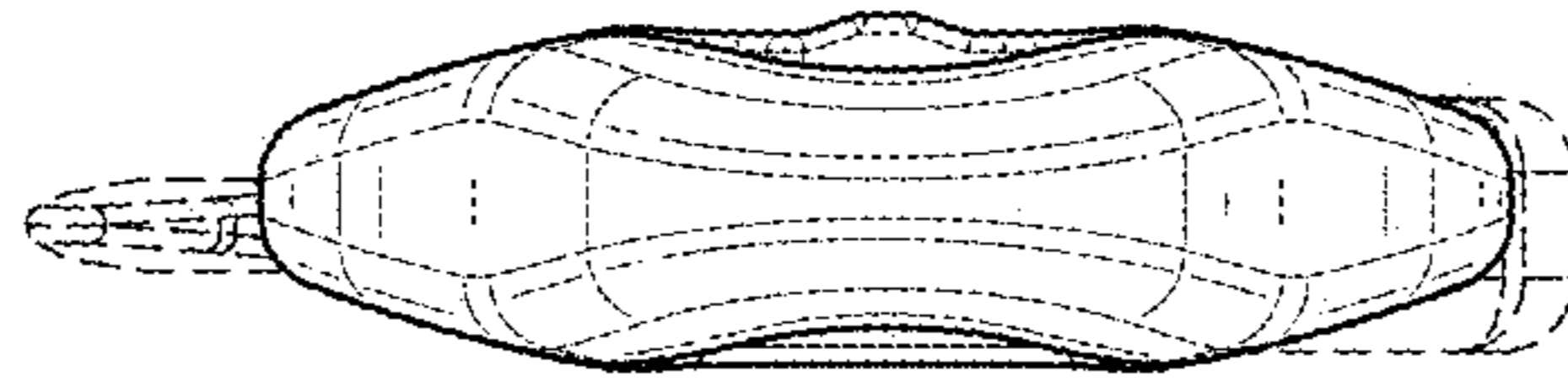


FIG. 7