



US00D917245S

(12) **United States Design Patent**
Kim et al.

(10) **Patent No.:** **US D917,245 S**

(45) **Date of Patent:** **** Apr. 27, 2021**

(54) **VEGETABLE PEELER**

(71) Applicant: **HELEN OF TROY LIMITED**, St. Michael (BB)

(72) Inventors: **Min Kim**, Jersey City, NJ (US);
Edward Lee, Brooklyn, NY (US);
Mason Adam Umholtz, Sunnyvale, CA (US); **Marc-Aurelien Vivant**, Brooklyn, NY (US)

(73) Assignee: **Helen of Troy Limited**, St. Michael (BB)

(**) Term: **15 Years**

(21) Appl. No.: **29/702,278**

(22) Filed: **Aug. 18, 2019**

(51) **LOC (13) Cl.** **07-06**

(52) **U.S. Cl.**
USPC **D7/693**

(58) **Field of Classification Search**
USPC D7/368, 393, 395, 680-696
CPC .. A47J 17/02; A47J 17/04; A47J 17/06; A47J 17/08; A47J 17/00; A47J 43/00; A47J 43/288; B26D 1/03
See application file for complete search history.

(56) **References Cited**

U.S. PATENT DOCUMENTS

- 2,132,320 A * 10/1938 Quinn A47J 17/02 30/279.6
- D344,429 S * 2/1994 Conroy D7/381
- D355,810 S * 2/1995 Belongia D7/372
- D407,278 S * 3/1999 Cousins D7/695
- D502,063 S * 2/2005 Lee D7/695
- D760,041 S * 6/2016 Schuler D7/695
- D762,093 S * 7/2016 Wong D7/693
- D766,680 S * 9/2016 Hartshorn D7/695
- D845,739 S * 4/2019 Niccolai D8/107

- D859,092 S * 9/2019 Evans D7/695
- D859,093 S * 9/2019 Umholtz D7/695
- D859,094 S * 9/2019 Umholtz D7/695
- D859,095 S * 9/2019 Umholtz D7/695
- D859,096 S * 9/2019 Umholtz D7/695

FOREIGN PATENT DOCUMENTS

WO D084120-013 * 8/2014

OTHER PUBLICATIONS

OXO Good Grips Swivel Peeler. Online, published date Apr. 26, 2000. Retrieved on Aug. 24, 2020 from URL: <https://www.amazon.com/OXO-Good-Grips-Swivel-Peeler/dp/B00004OCIP>. * <https://www.oxo.com/3-piece-peeler-set-355.html>, publicly available prior to Aug. 18, 2019.

* cited by examiner

Primary Examiner — Susan Bennett Hattan

Assistant Examiner — Omeed Agilee

(74) *Attorney, Agent, or Firm* — Rankin, Hill & Clark LLP

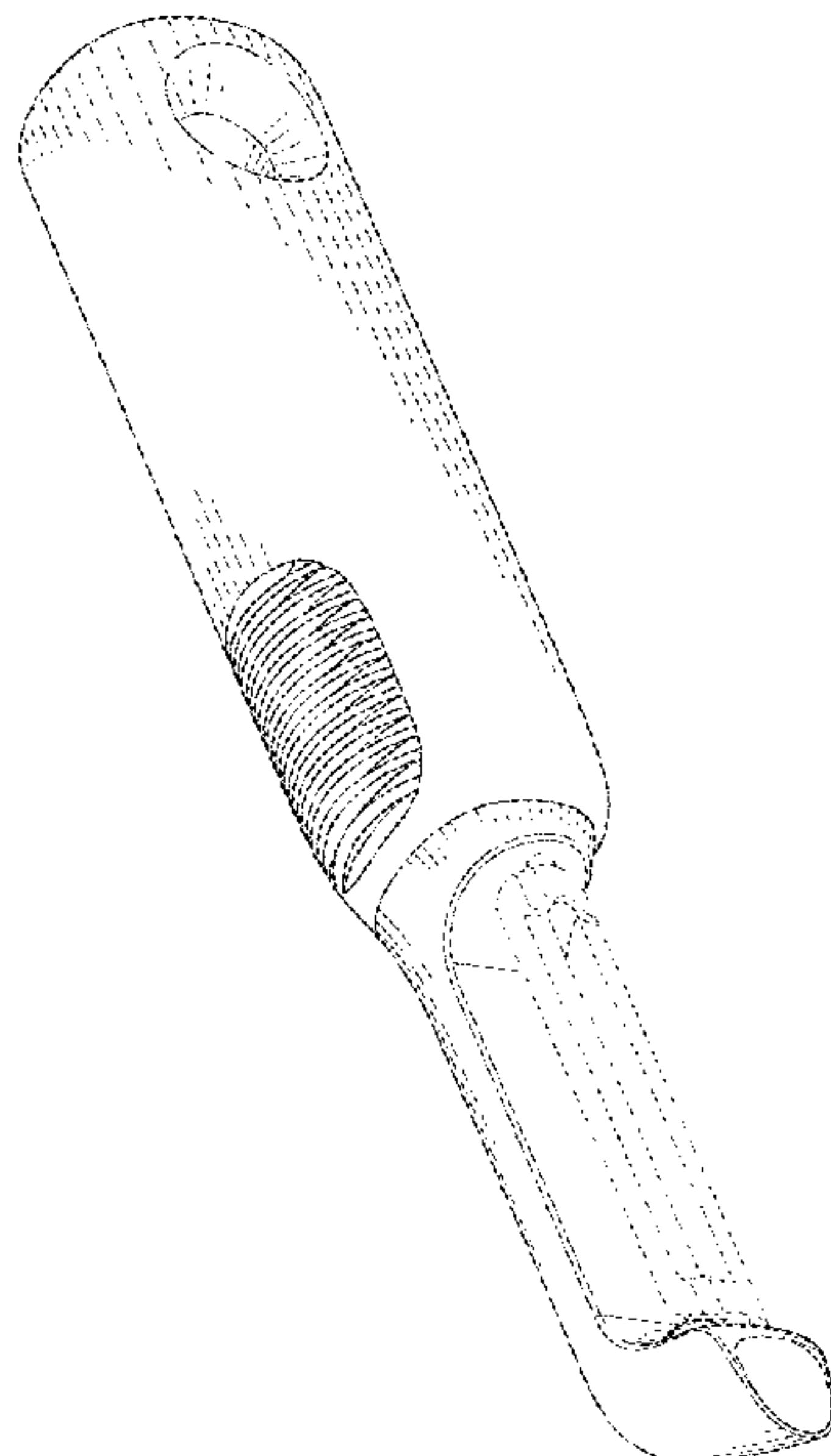
(57) **CLAIM**

The ornamental design for a vegetable peeler, as shown, and described.

DESCRIPTION

FIG. 1 is a perspective view of a vegetable peeler; FIG. 2 is a rear view thereof; FIG. 3 is a front view thereof; FIG. 4 is a right elevation view thereof, the left elevation view being a mirror image thereof; FIG. 5 is a top plan view thereof; and, FIG. 6 is a bottom plan view thereof. The broken lines in the drawings depict portions of the vegetable peeler that form no part of the claimed design.

1 Claim, 6 Drawing Sheets



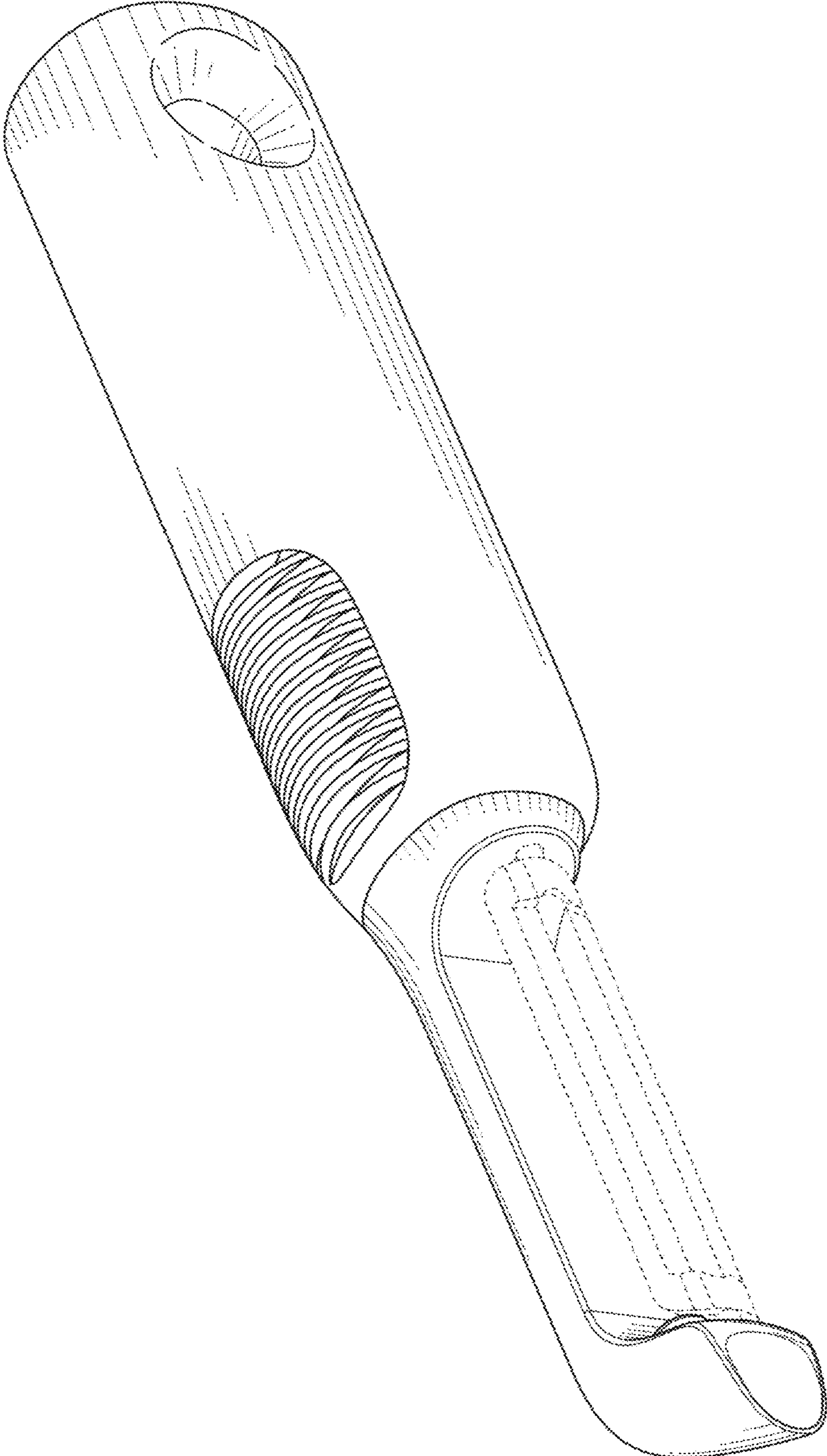


FIG. 1

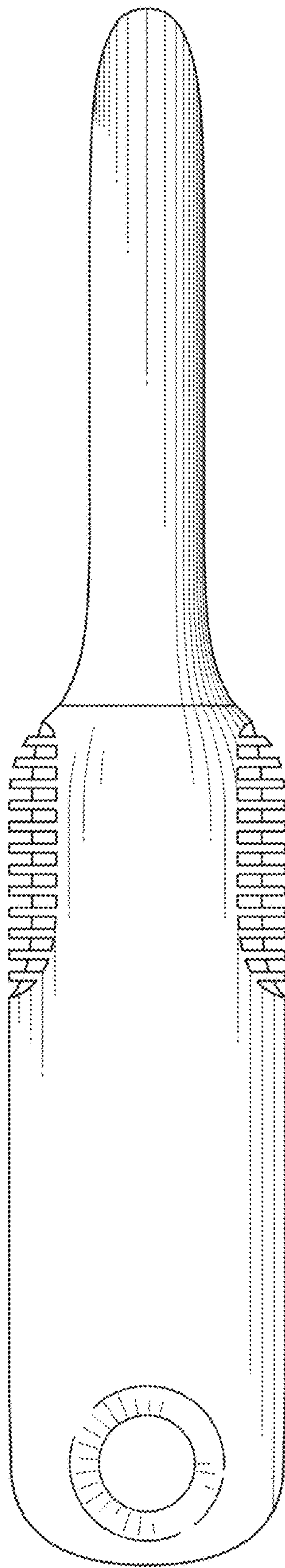


FIG. 2

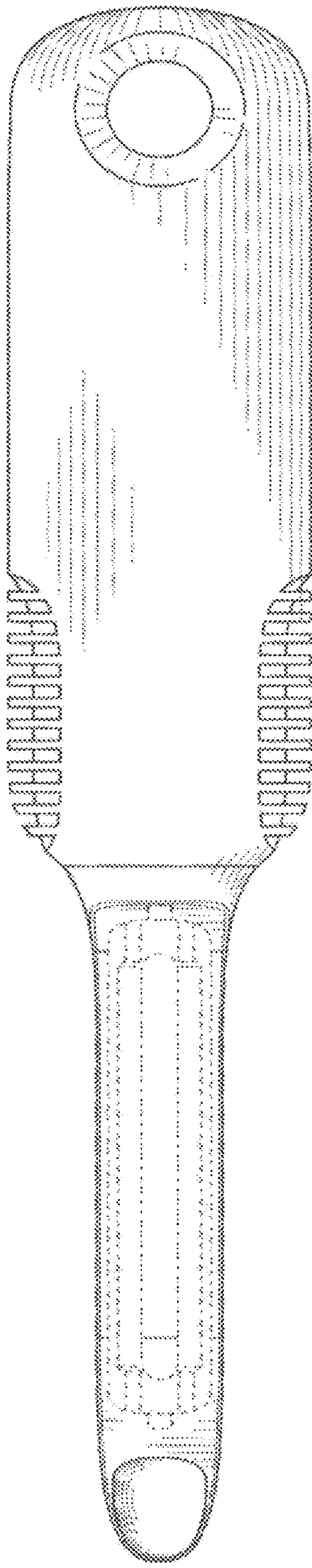


FIG. 3

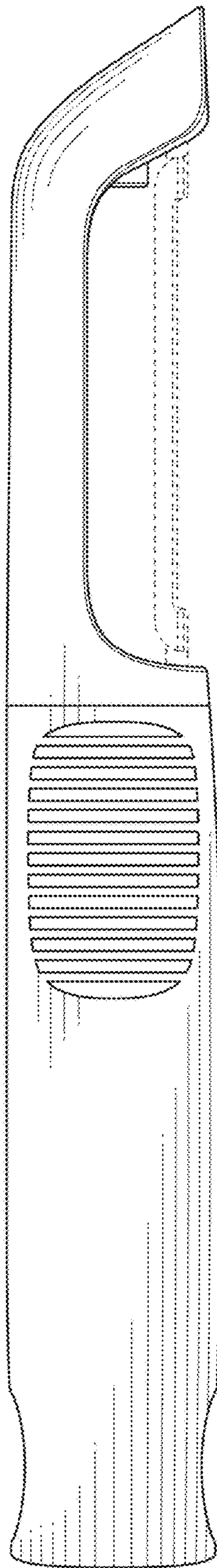


FIG. 4

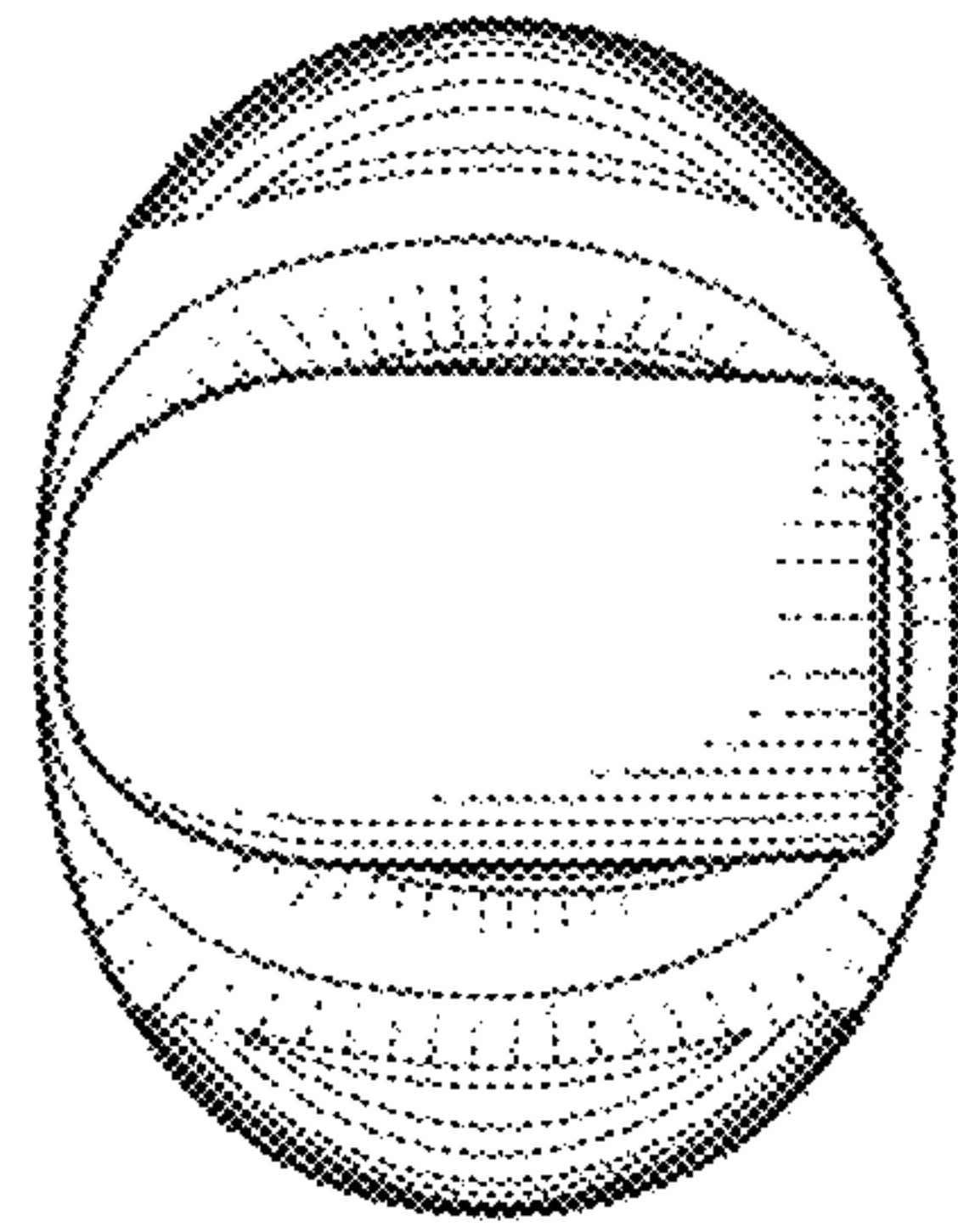


FIG. 5

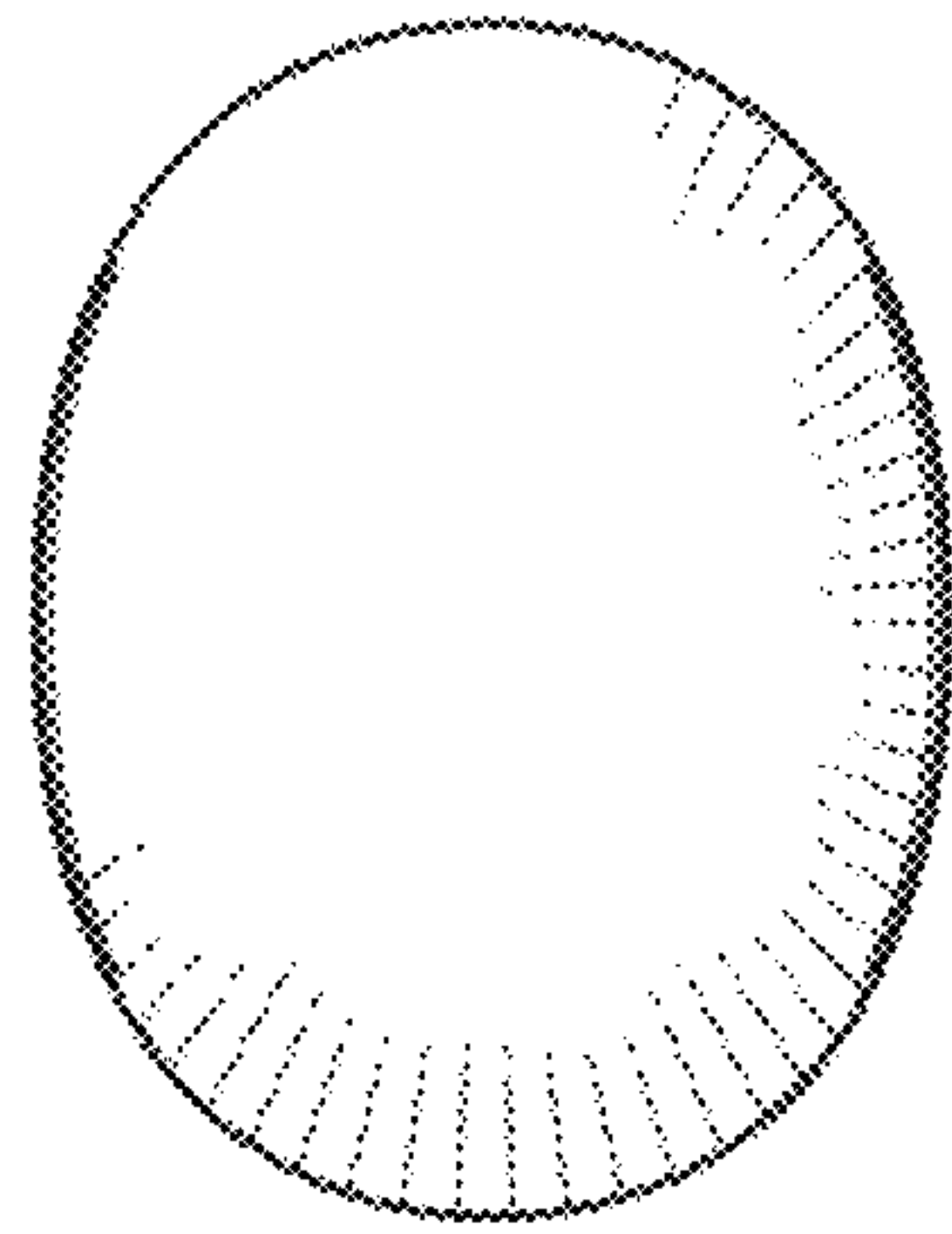


FIG. 6