



US00D917227S

(12) **United States Design Patent**
Yen et al.

(10) **Patent No.:** **US D917,227 S**
(45) **Date of Patent:** **** Apr. 27, 2021**

(54) **UTENSIL HOLDER**
(71) Applicant: **Omielife, Inc.**, San Francisco, CA (US)
(72) Inventors: **Nancy Yen**, San Francisco, CA (US);
Robin Bigio, Mill Valley, CA (US); **Ian K. Ferguson**, Cary, NC (US)
(73) Assignee: **Omielife, Inc.**, San Francisco, CA (US)
(**) Term: **15 Years**

(21) Appl. No.: **29/696,876**
(22) Filed: **Jul. 2, 2019**
(51) **LOC (13) Cl.** **07-03**
(52) **U.S. Cl.**
USPC **D7/401.2; D7/653**
(58) **Field of Classification Search**
USPC D7/368, 401.2, 637, 642-645, 653-664,
D7/669, 675-677, 683, 688-689, 691;
D8/107, 300-301, 333, 334; D21/408;
D22/117-118; D24/194
CPC A01D 9/02; A01D 9/04; A01D 9/06; A24F
9/14; A47F 5/0037; A47G 21/00; A47G
21/004; A47G 21/005; A47G 21/02;
A47G 21/023; A47G 21/04; A47G 21/06;
A47G 21/08; A47J 43/28; A47J 43/281;
A47J 43/282; A47J 47/16; A47L 13/512;
A61F 13/10; A61J 7/0023; B25G 1/00;
B25G 1/01; B25G 1/02; B25G 3/00;
B65D 75/56; B65D 75/563; B65D
75/566; B67B 7/00; B67B 7/724; B67B
7/73; A63H 5/00
See application file for complete search history.

(56) **References Cited**
U.S. PATENT DOCUMENTS
169,962 A * 11/1875 Cross A47F 5/0037
211/81
D22,987 S * 12/1893 Wahler D24/194

610,249 A * 9/1898 Skilton A24F 9/14
211/70.3
1,506,567 A * 8/1924 Cohn A63H 5/00
446/193
D139,958 S * 1/1945 Allen D21/408
D140,988 S * 4/1945 Allen D21/408
D162,947 S * 4/1951 Goodman D21/408
2,658,707 A * 11/1953 Heuer A47L 13/512
248/113
6,948,626 B1 * 9/2005 Duncan A47J 47/16
211/70.7

* cited by examiner
Primary Examiner — Ricky Pham
(74) *Attorney, Agent, or Firm* — Loginov & Associates,
PLLC; William A. Loginov


(57) **CLAIM**

The ornamental design for a utensil holder, substantially as shown.

DESCRIPTION

FIG. 1 is a top view of a utensil holder, according to an embodiment;
FIG. 2 is a bottom view of the utensil holder, according to the embodiment;
FIG. 3 is a right side view of the utensil holder, according to the embodiment;
FIG. 4 is a left side view of the utensil holder, according to the embodiment;
FIG. 5 is a perspective view of the utensil holder, according to the embodiment;
FIG. 6 is a rear view of the utensil holder, according to the embodiment; and,
FIG. 7 is a front view of the utensil holder, according to the embodiment.

1 Claim, 2 Drawing Sheets



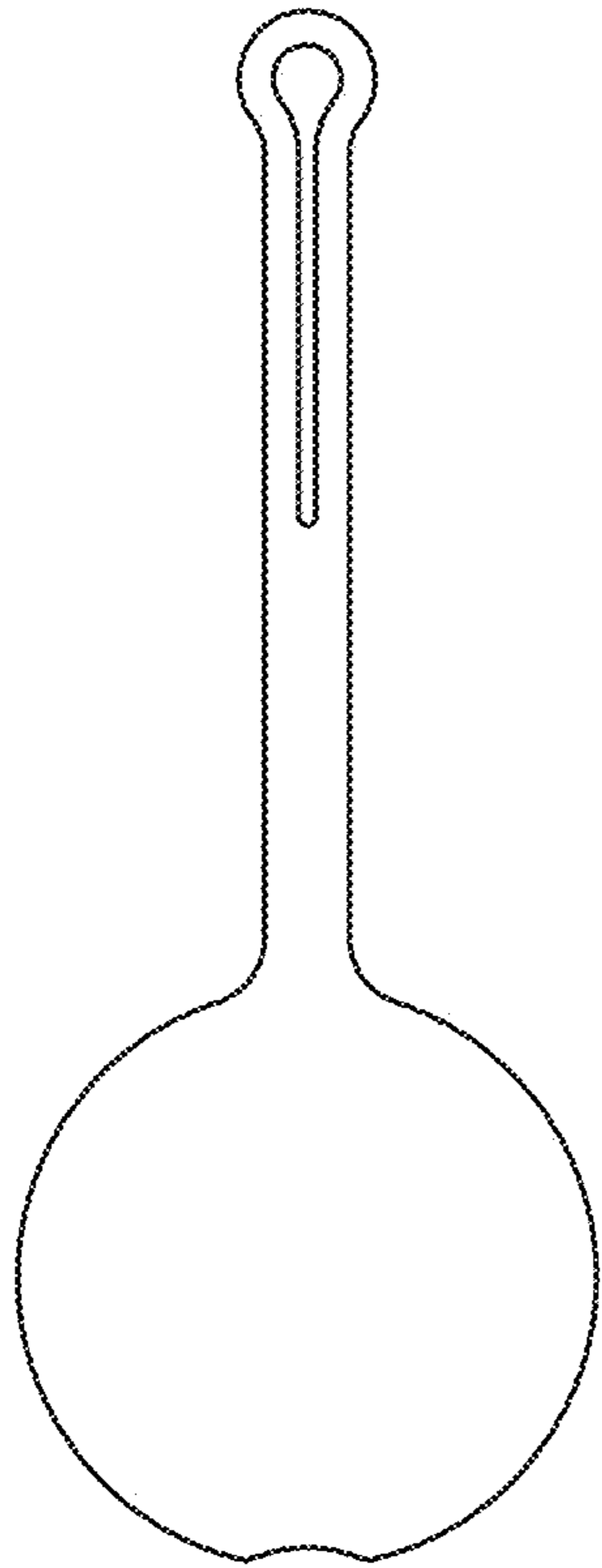


Fig. 1

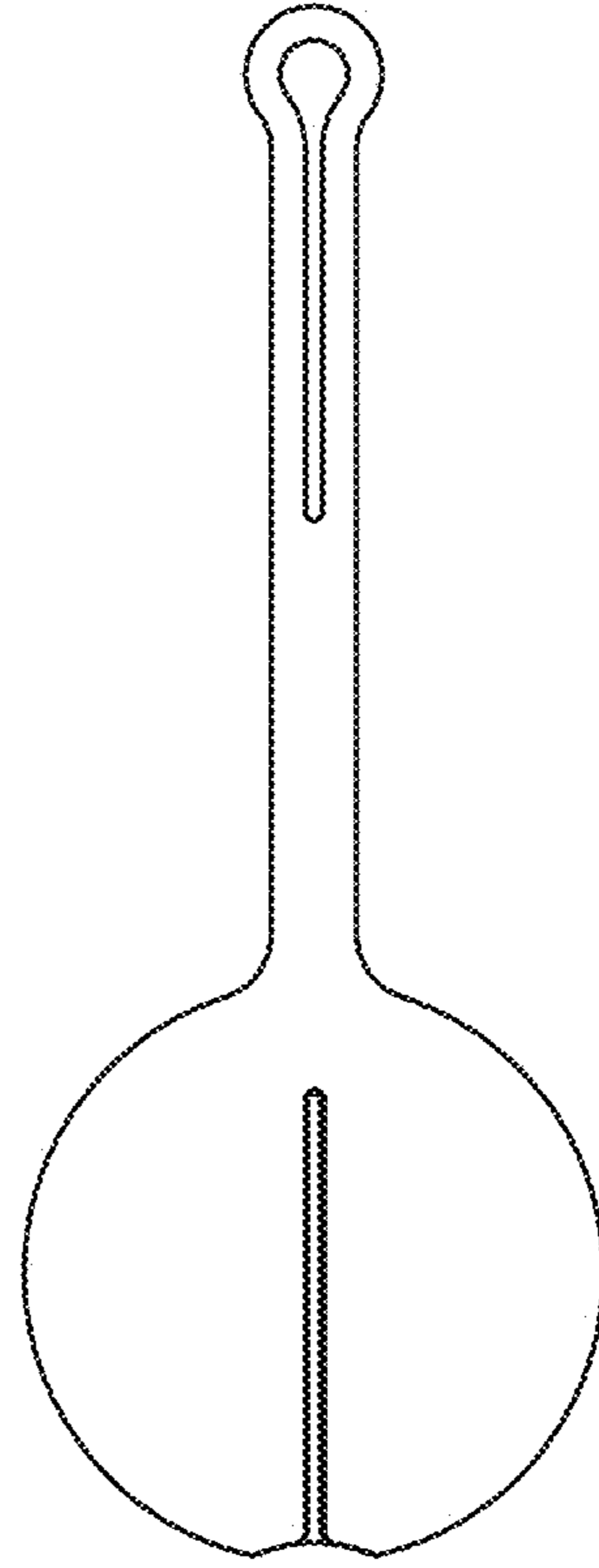


Fig. 2




Fig. 3

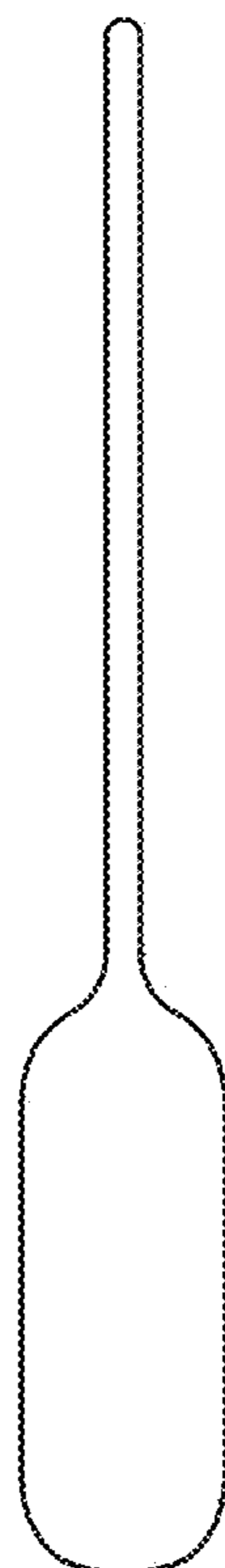


Fig. 4




Fig. 5

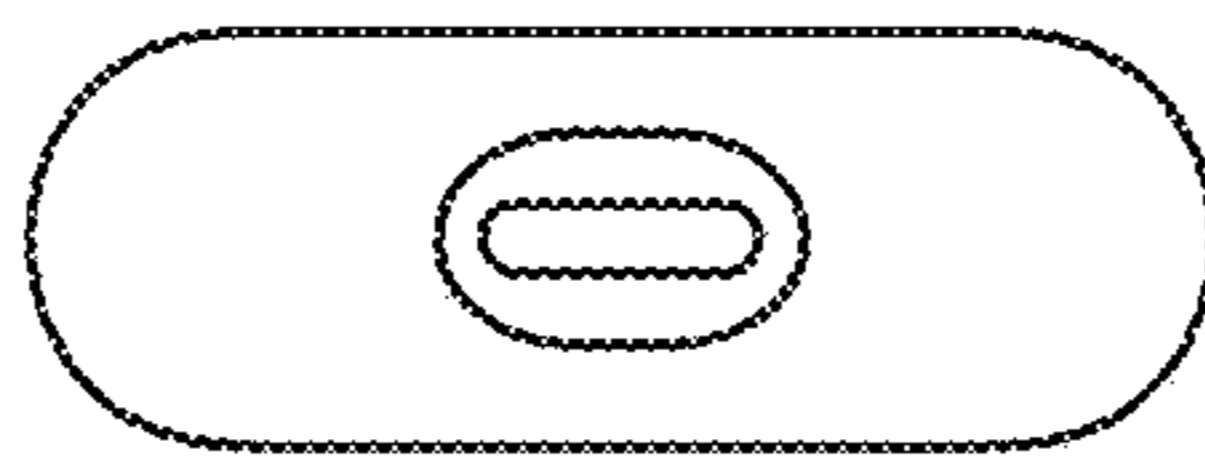


Fig. 6




Fig. 7