



US00D917206S

(12) **United States Design Patent** (10) **Patent No.:** **US D917,206 S**
Taylor et al. (45) **Date of Patent:** **** Apr. 27, 2021**

(54) **CUSHION WITH OFFSET CELLS**

(71) Applicant: **Purple Innovation, LLC**, Alpine, UT (US)

(72) Inventors: **Robert Wayne Taylor**, Highland, UT (US); **Jon Wandvik**, Highland, UT (US)

(73) Assignee: **Purple Innovation, LLC**, Lehi, UT (US)

(**) Term: **15 Years**

(21) Appl. No.: **29/694,846**

(22) Filed: **Jun. 13, 2019**

(51) **LOC (13) Cl.** **06-09**

(52) **U.S. Cl.**
USPC **D6/601**

(58) **Field of Classification Search**
USPC D6/582–583, 587–592, 595–609, D6/617–622; D21/803–809; D24/183
CPC A47G 9/00; A47G 2009/001; A47G 2009/002; A47G 2009/003; A47G 9/10; A47G 9/1009; A47G 2009/1018; A47G 9/1045; A47G 9/1081; A47G 9/109
See application file for complete search history.

(56) **References Cited**

U.S. PATENT DOCUMENTS

2,958,885 A * 11/1960 Donney A47L 13/03 401/196

D227,004 S * 5/1973 Roy et al. D9/427

3,775,526 A * 11/1973 Gilmore B29C 44/5663 264/156

4,035,217 A * 7/1977 Kennette A61F 13/15642 156/279

D270,012 S * 8/1983 Stocker D5/51

D364,040 S * 11/1995 Suskind D5/1

D382,354 S * 8/1997 Engberg D25/157

D389,152 S * 1/1998 Kurihara D14/215

5,749,111 A * 5/1998 Pearce C08L 51/006 5/654

D395,780 S * 7/1998 Denney D6/596

D402,436 S * 12/1998 Cawley D1/129

D412,422 S * 8/1999 Cobb D6/608

D414,281 S * 9/1999 Sassenberg D25/152

6,446,289 B1 * 9/2002 Su A47C 27/084 5/420

D463,745 S * 10/2002 Hausen D9/456

D475,856 S * 6/2003 Karul D5/53

D582,618 S * 12/2008 Caruso D32/40

7,666,341 B2 * 2/2010 Pearce B29C 45/27 264/328.11

D622,965 S * 9/2010 Bridges D5/53

(Continued)

Primary Examiner — Jennifer L Rempfer
(74) *Attorney, Agent, or Firm* — Dentons Durham Jones Pinegar


(57) **CLAIM**

The ornamental design for a cushion with offset cells, as shown and described.

DESCRIPTION

FIG. 1 is a top perspective view of a cushion with offset cells;
FIG. 2 is a top view of the cushion of FIG. 1 with the offset cells;
FIG. 3 is a bottom view of the cushion of FIG. 1 with the offset cells;
FIG. 4 is a first longitudinal side view of the cushion of FIG. 1;
FIG. 5 is a second longitudinal side view of the cushion of FIG. 1;
FIG. 6 is a first transverse side view of the cushion of FIG. 1; and,
FIG. 7 is a second transverse side view of the cushion of FIG. 1.

1 Claim, 4 Drawing Sheets



(56)

References Cited

U.S. PATENT DOCUMENTS

D629,636 S *	12/2010	Wright	A47G 27/0225	D6/601
				D6/582	D6/440
D649,144 S *	11/2011	Fathollahi	D14/250	D6/586
D679,533 S *	4/2013	Stoddard	D6/592	D32/40
8,434,748 B1 *	5/2013	Pearce	A47C 27/20	A01K 15/025
				267/142	D6/601
D703,398 S *	4/2014	Nixon	D32/29.1	D6/601
D713,654 S *	9/2014	Robbins, III	D6/582	D6/601
8,919,750 B2 *	12/2014	Pearce	A47C 7/02	A43B 13/187
				267/153	428/131
8,932,692 B2 *	1/2015	Pearce	B32B 27/283	A47K 3/002
				428/36.1	4/581
D727,820 S *	4/2015	Wegener	D12/203	B32B 23/08
D729,550 S *	5/2015	Williams	D6/675	160/368.1
D747,066 S *	1/2016	Roetheli	D1/106	B60N 2/6027
D776,036 S *	1/2017	Lu	D12/203	297/219.1
D814,053 S *	3/2018	Darrow	D25/109	B32B 3/12
					428/116
					C08L 91/00
					B60N 2/919

* cited by examiner




FIG. 1




FIG. 2




FIG. 3



FIG. 4



FIG. 5



FIG. 6



FIG. 7