



US00D917195S

(12) **United States Design Patent**
Shen

(10) **Patent No.:** **US D917,195 S**

(45) **Date of Patent:** **** Apr. 27, 2021**

(54) **METAL BED**

(71) Applicant: **XIA MEN MINT FURNITURE CO., LTD.**, Xiamen (CN)

(72) Inventor: **Xiuzhi Shen**, Xiamen (CN)

(73) Assignee: **XIA MEN MINT FURNITURE CO., LTD.**

(**) Term: **15 Years**

(21) Appl. No.: **29/697,330**

(22) Filed: **Jul. 8, 2019**

(51) **LOC (13) Cl.** **06-02**

(52) **U.S. Cl.**
USPC **D6/382**

(58) **Field of Classification Search**
USPC D6/382, 383, 392, 393, 394, 395, 718
CPC A47C 19/00; A47C 19/005; A47C 19/02;
A47C 19/021; A47C 19/025; A47C
19/12; A47C 23/00

See application file for complete search history.

(56) **References Cited**

U.S. PATENT DOCUMENTS

D885,078 S * 5/2020 Liang A47C 19/045
D6/392
10,743,673 B2 * 8/2020 Choi F16B 12/56

2012/0222216 A1 * 9/2012 Jin A47C 19/122
5/400
2017/0215598 A1 * 8/2017 Choi A47C 19/045
2018/0014655 A1 * 1/2018 Choi A47C 19/028
2018/0055235 A1 * 3/2018 Choi A47C 19/12
2018/0192778 A1 * 7/2018 Choi A47C 19/027

* cited by examiner

Primary Examiner — Mary Ann Calabrese

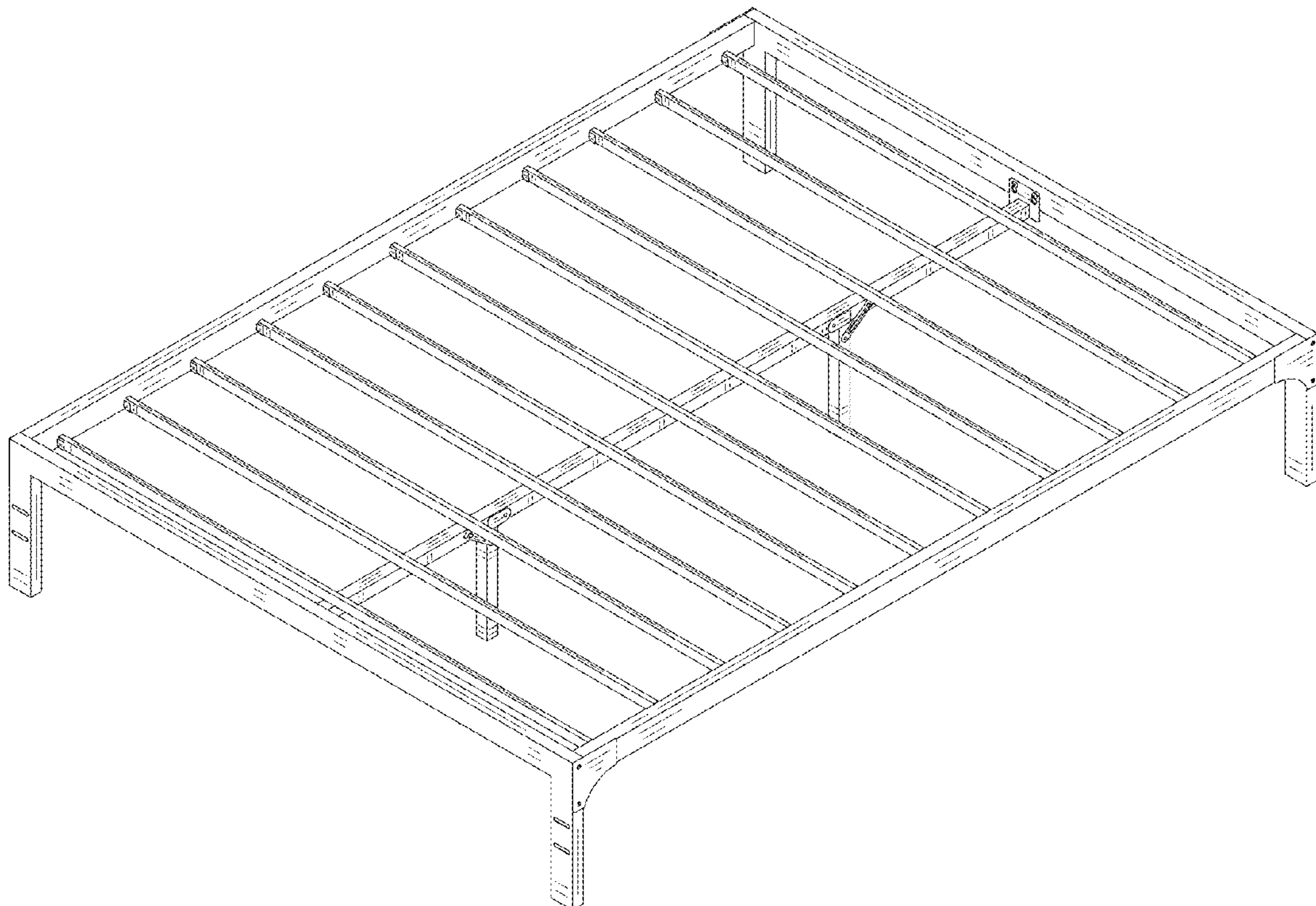
(57) **CLAIM**

The ornamental design for a metal bed, as shown and described.

DESCRIPTION

FIG. 1 is a top plan view of a metal bed, showing my new design;
FIG. 2 is a bottom plan view thereof;
FIG. 3 is a left side view thereof;
FIG. 4 is a right side view thereof;
FIG. 5 is a back view thereof;
FIG. 6 is a front view thereof; and,
FIG. 7 is a perspective view thereof.

1 Claim, 7 Drawing Sheets



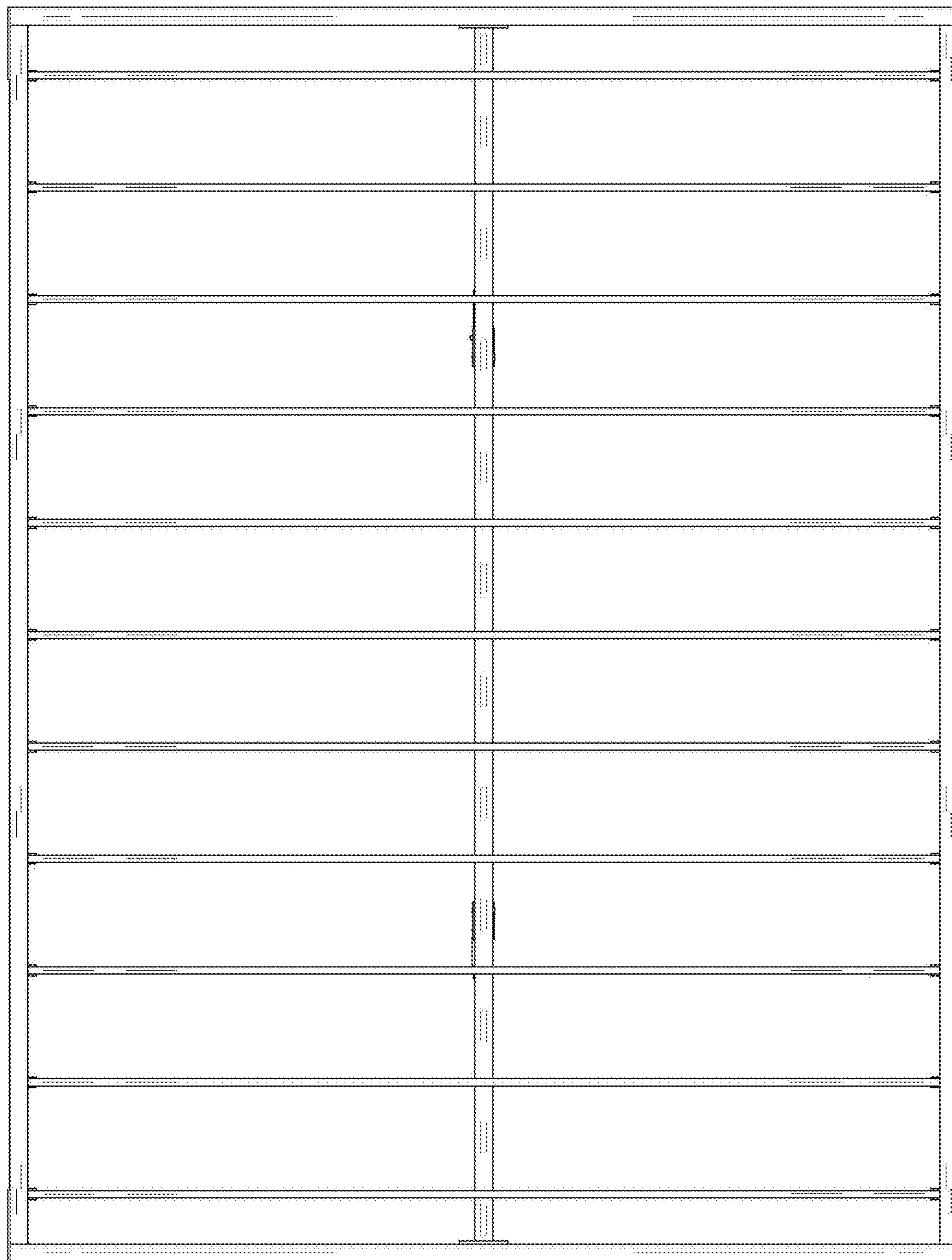


FIG. 1




FIG. 2

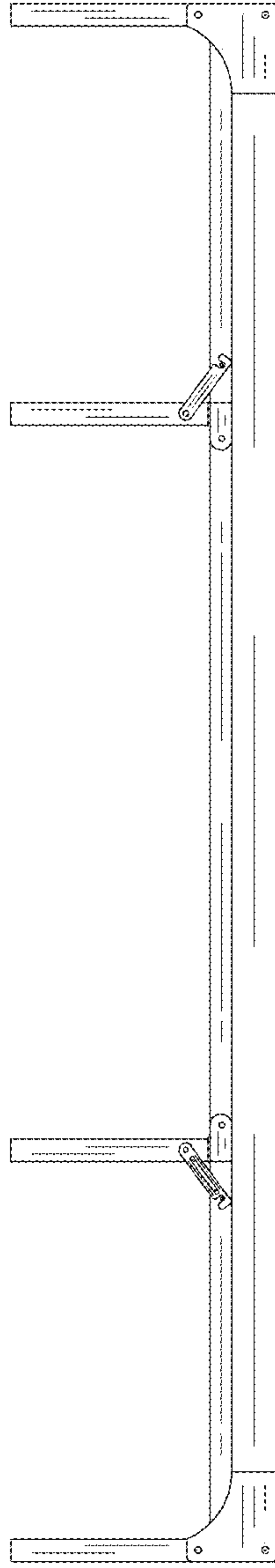


FIG. 3




FIG. 4

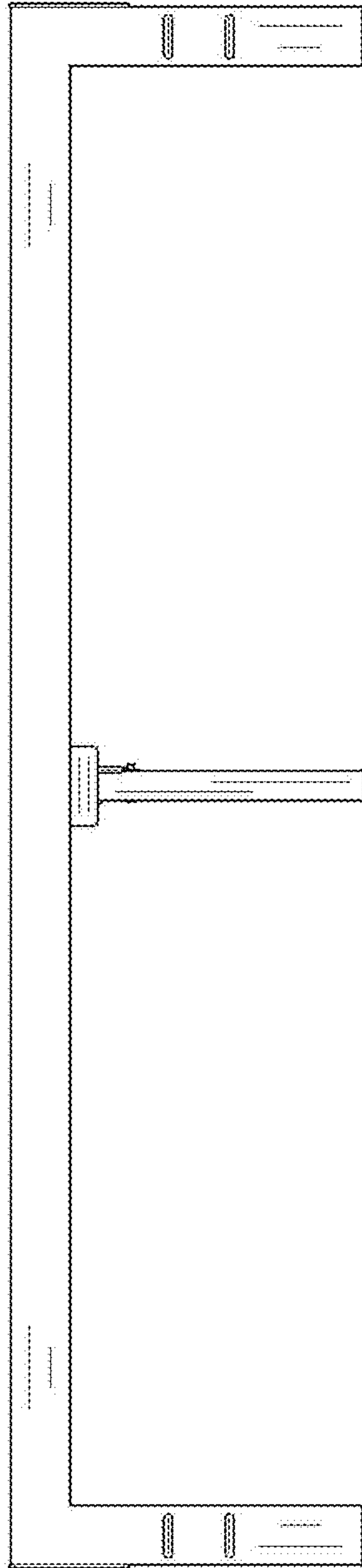


FIG. 5

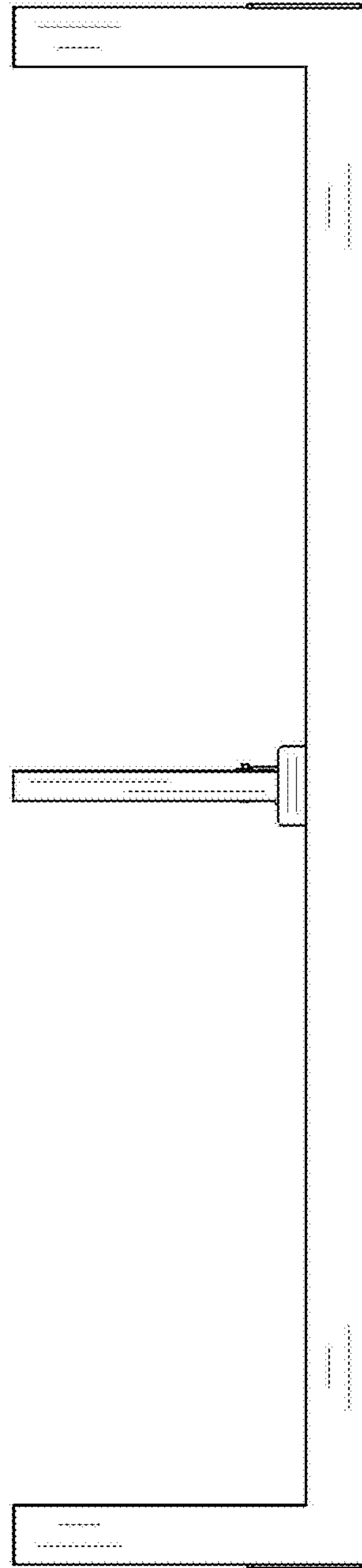


FIG. 6

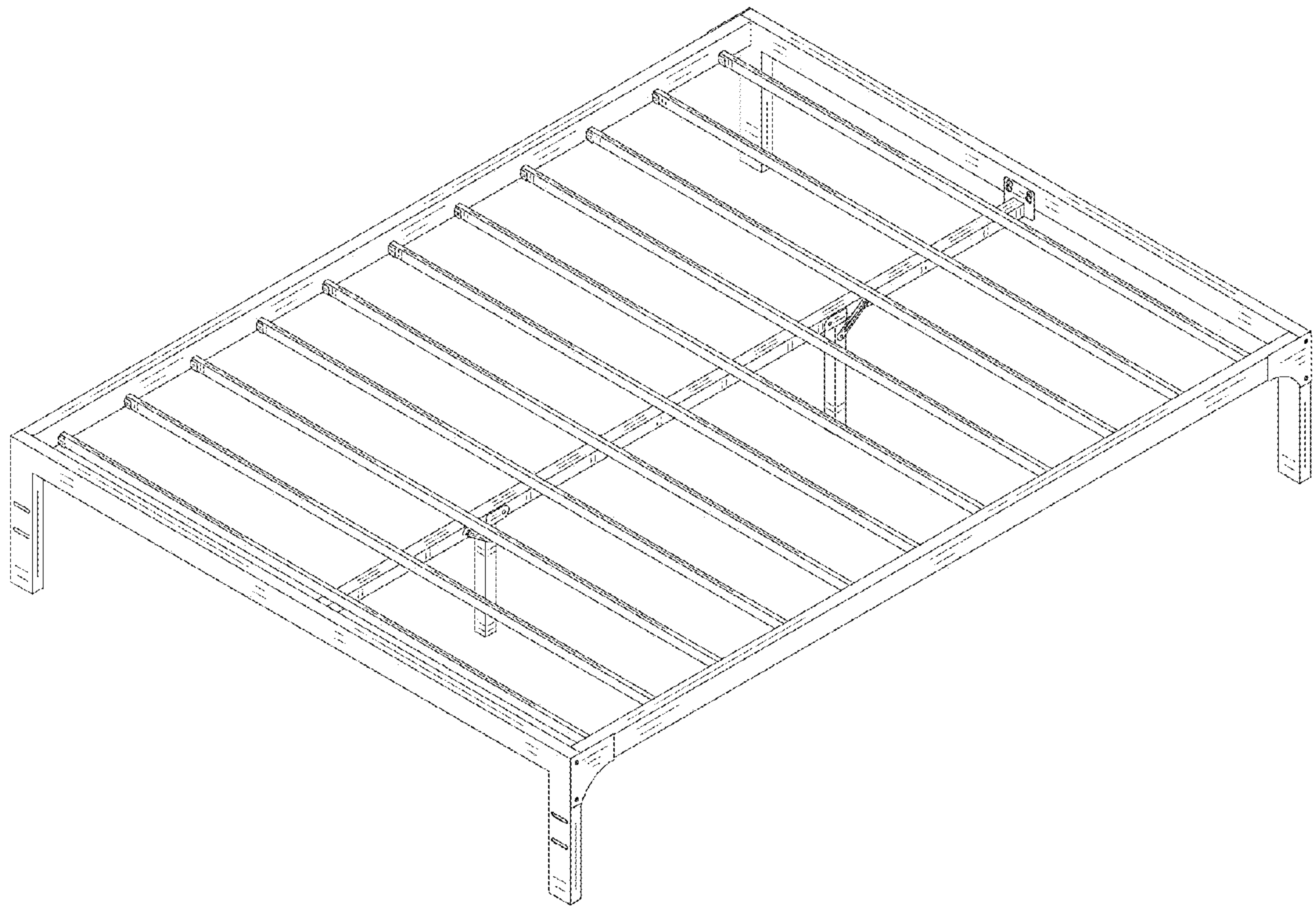


FIG. 7