



US00D917192S

(12) **United States Design Patent** (10) **Patent No.:** **US D917,192 S**
Prokofiev (45) **Date of Patent:** **** Apr. 27, 2021**

(54) **CHAIR**

(71) Applicant: **Keter Plastic Ltd.**, Herzliya (IL)

(72) Inventor: **Vadim Prokofiev**, Kfar Saba (IL)

(73) Assignee: **Keter Plastic Ltd.**, Herzliya (IL)

(**) Term: **15 Years**

(21) Appl. No.: **29/700,117**

(22) Filed: **Jul. 31, 2019**

(30) **Foreign Application Priority Data**

Jan. 31, 2019 (IL) 63276

(51) **LOC (13) Cl.** **06-01**

(52) **U.S. Cl.**
USPC **D6/379**

(58) **Field of Classification Search**

USPC D6/333, 334, 341, 348, 349, 350, 352, D6/353, 360, 364, 369, 370, 371, 373, D6/374, 375, 376, 377, 379, 380, 390, D6/677, 692, 700, 708, 708.16, 716; D16/237; D21/412, 419, 521
CPC A47C 1/124; A47C 3/34; A47C 4/028; A47C 4/02; A47C 5/12; A47C 5/125; A47C 7/506; A47C 9/007; A47C 13/005; A47C 13/023; A47C 31/113; B60R 2/0284; B60R 2/062; B60R 22/001; B60R 22/24; B60R 22/28; B60R 22/58; B60R 22/64; B60R 22/68; B60R 22/80; B60R 22/99; B60R 22/245; B60R 22/643; B60R 22/646; B60R 22/665; B60R 22/686; B60R 22/688; B60R 22/803; B60R 22/986; B60R 22/914; B60R 22/995

See application file for complete search history.

(56) **References Cited**

U.S. PATENT DOCUMENTS

D369,686 S *	5/1996	Martin	D6/360
D429,910 S *	8/2000	Starzewski	D6/379
D655,934 S *	3/2012	Nigro	D6/376
D696,036 S *	12/2013	Starck	D6/360
D718,068 S *	11/2014	Ye	D6/376
D752,894 S *	4/2016	Tiet	D6/379
D796,860 S *	9/2017	Tran	D6/375
D796,861 S *	9/2017	Tran	D6/375
D800,474 S *	10/2017	Tran	D6/380
D811,107 S *	2/2018	Engelhardt	D6/375
D815,451 S *	4/2018	Tran	D6/380
D817,654 S *	5/2018	Chiaramonte	D6/370
D819,355 S *	6/2018	Dondoli	D6/376
D828,050 S *	9/2018	Citterio	D6/375
D834,845 S *	12/2018	Starck	D6/369
D836,358 S *	12/2018	Starck	D6/374
D836,932 S *	1/2019	Starck	D6/370
D840,169 S *	2/2019	Chiaramonte	D6/376
D844,342 S *	4/2019	Tran	D6/379
D844,344 S *	4/2019	Tran	D6/380
D871,097 S *	12/2019	Coirier	D6/376

(Continued)

Primary Examiner — Kevin K Rudzinski

Assistant Examiner — Paul D Bohannon

(74) *Attorney, Agent, or Firm* — Vorys, Sater, Seymour and Pease LLP; William L. Klima


(57) **CLAIM**

The ornamental design for a chair, as shown and described.

DESCRIPTION

FIG. 1 is a perspective view of a design for a chair;
FIG. 2 is a front view thereof;
FIG. 3 is a rear view thereof;
FIG. 4 is a right side view thereof; left side being a mirror image of FIG. 4;
FIG. 5 is a top view thereof; and,
FIG. 6 is a bottom view thereof.

1 Claim, 6 Drawing Sheets



(56)

References Cited

U.S. PATENT DOCUMENTS

D871,098 S * 12/2019 Giampietro D6/379
D882,972 S * 5/2020 Berbegal Perez D6/334

* cited by examiner



FIG. 1




FIG. 2




FIG. 3




FIG. 4




FIG. 5




FIG. 6