



US00D917187S

(12) **United States Design Patent**
Gawande

(10) **Patent No.:** **US D917,187 S**

(45) **Date of Patent:** **** Apr. 27, 2021**

(54) **TOILET STOOL**

(71) Applicant: **Ajay Krishna Gawande**, Pennant Hills (AU)

(72) Inventor: **Ajay Krishna Gawande**, Pennant Hills (AU)

(**) Term: **15 Years**

(21) Appl. No.: **29/725,039**

(22) Filed: **Feb. 21, 2020**

(51) **LOC (13) Cl.** **06-01**

(52) **U.S. Cl.**
USPC **D6/349**

(58) **Field of Classification Search**
USPC D6/334–338, 340–343, 349–353, 355,
D6/364–365, 691–691.9, 692–692.6,
D6/716–716.1; D25/65
CPC A47B 7/00–02; A47C 11/00; A47C 12/00;
A47C 13/00; A47C 16/00; A47C
16/02–04; A47C 9/00–105; A47K 17/02;
A47K 17/028
See application file for complete search history.

(56) **References Cited**

U.S. PATENT DOCUMENTS

5,226,865	A *	7/1993	Chin	A63B 23/0458 108/144.11
D347,666	S *	6/1994	Hand	D21/671
D382,113	S *	8/1997	DuRapau	D3/274
D383,261	S *	9/1997	Karsten	119/705
D681,750	S *	5/2013	Meyer-Hayoz	D21/686
D723,814	S *	3/2015	Hagstrom	D6/335
D811,760	S *	3/2018	Woods	D6/342
D813,559	S *	3/2018	Prine, III	D6/337
D816,358	S *	5/2018	Levine	D6/349
D836,930	S *	1/2019	Levine	D6/349
D839,009	S *	1/2019	Garbus	D6/349

2004/0032152	A1 *	2/2004	Tally	A47C 12/00 297/118
2008/0093167	A1 *	4/2008	Saunders	A47C 12/00 182/33
2011/0017547	A1 *	1/2011	Lee	E06C 1/005 182/23
2011/0256987	A1 *	10/2011	Lepore	A63B 23/0458 482/52

OTHER PUBLICATIONS

Regency 18"x22"x12" Black Plastic Step Stool / Aisle Display—
750 lb. Capacity, [online] Retrieved Mar. 9, 2021 from URL:
<https://www.webstaurantstore.com/display-aisle-22x18x12/600D182212SS.html>.*

Acrylic Stool With Magazine Holder In Clear, [online] Retrieved
Mar. 9, 2021 from URL: <http://www.sitdownny.com/acrylic-stool-with-magazine-holder-in-clear-html.html>.*

* cited by examiner

Primary Examiner — Vy N Koenig
(74) *Attorney, Agent, or Firm* — Eric Karich; Karich &
Associates

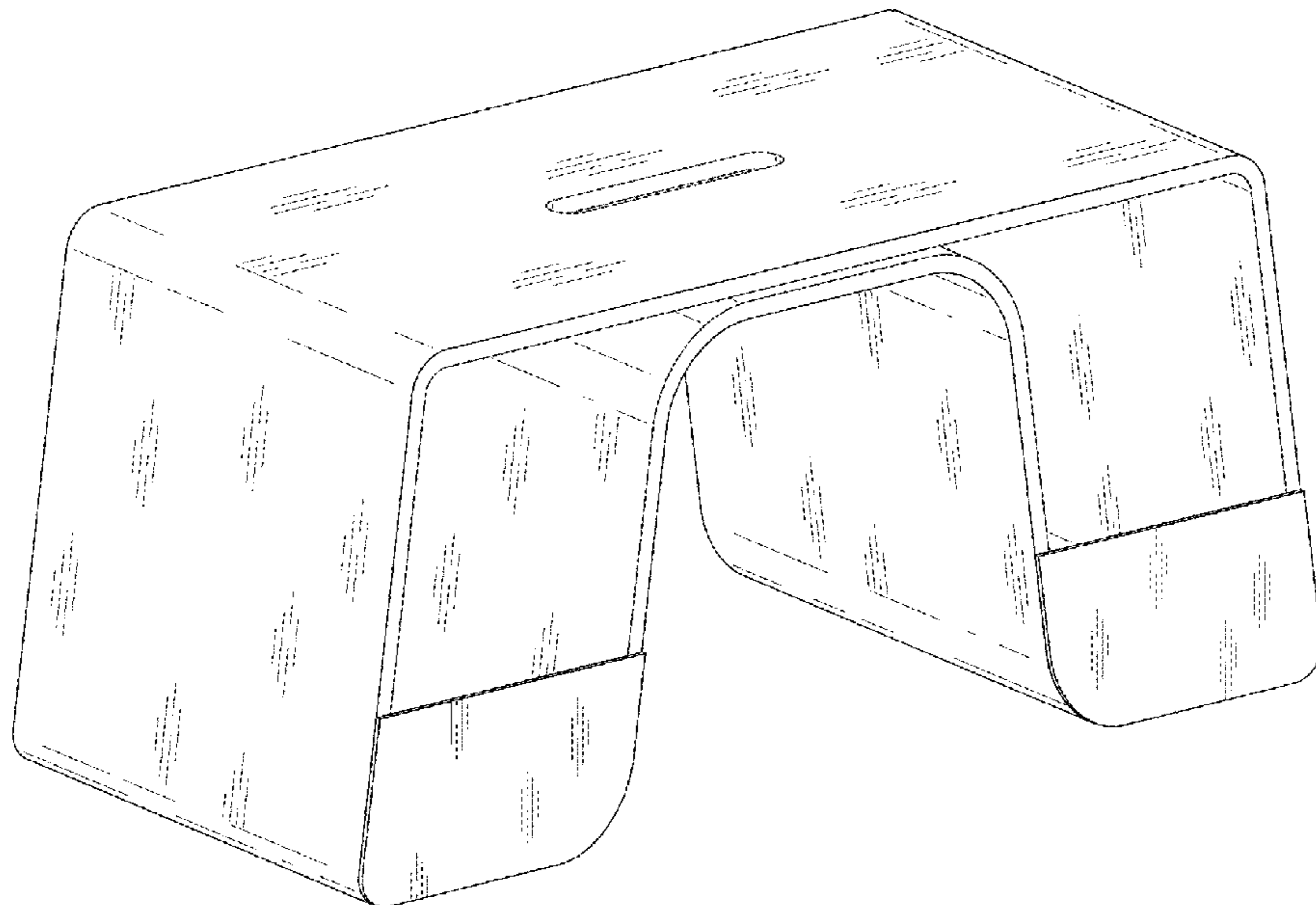
(57) **CLAIM**

The ornamental design for a toilet stool, as shown and
described.

DESCRIPTION

FIG. 1 is a perspective view of a toilet stool, showing my
new design;
FIG. 2 is a front elevational view thereof;
FIG. 3 is a rear elevational view thereof;
FIG. 4 is a left side elevational view thereof;
FIG. 5 is a right side elevational view thereof;
FIG. 6 is a top plan view thereof; and,
FIG. 7 is a bottom plan view thereof.

1 Claim, 4 Drawing Sheets






Fig. 1

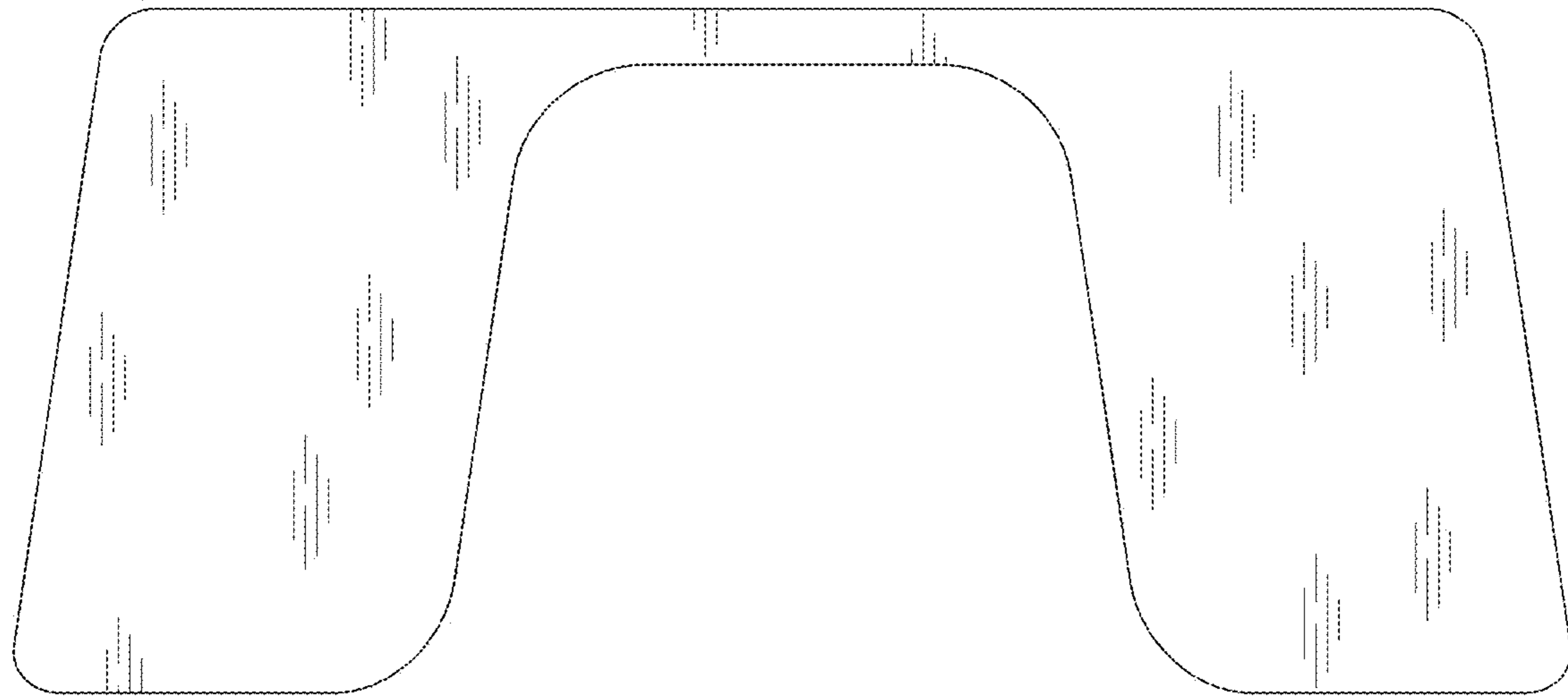


Fig. 2

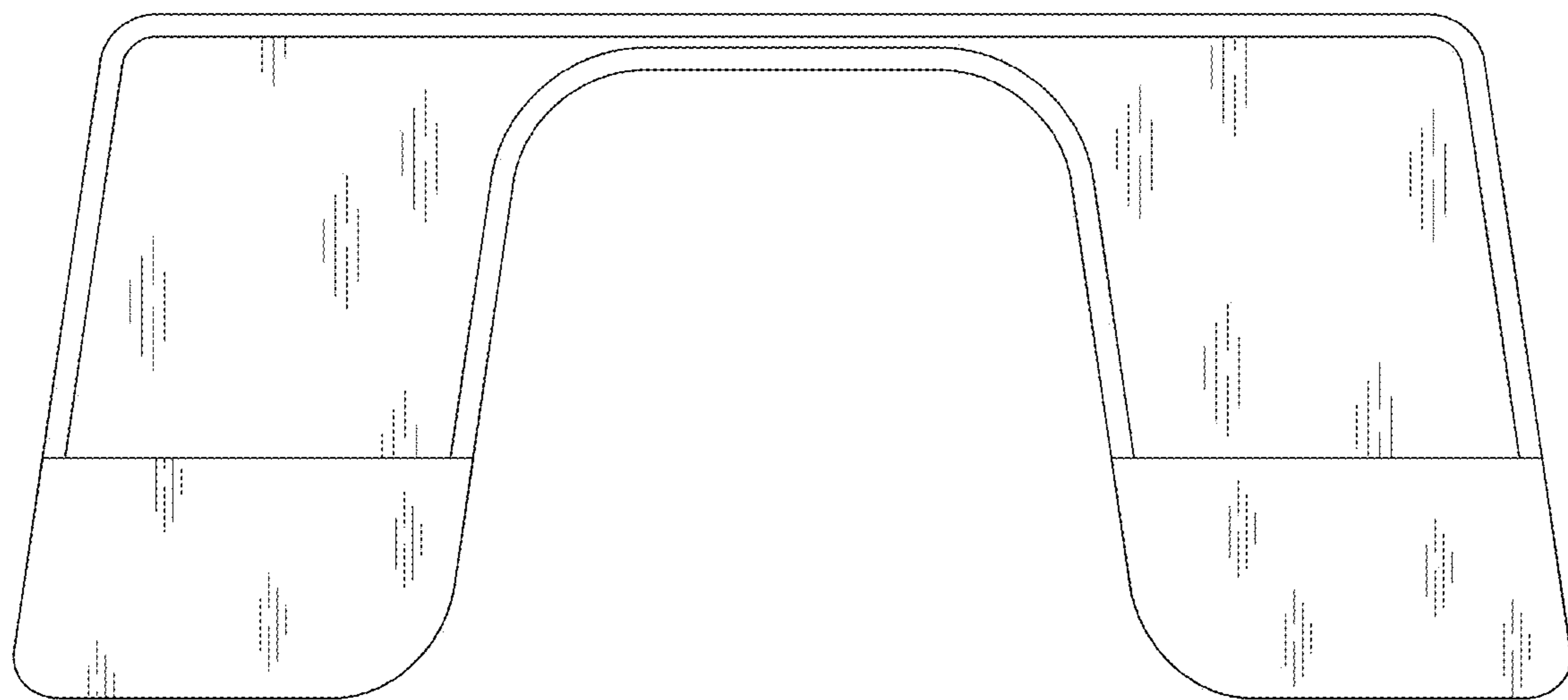


Fig. 3




Fig. 4




Fig. 5

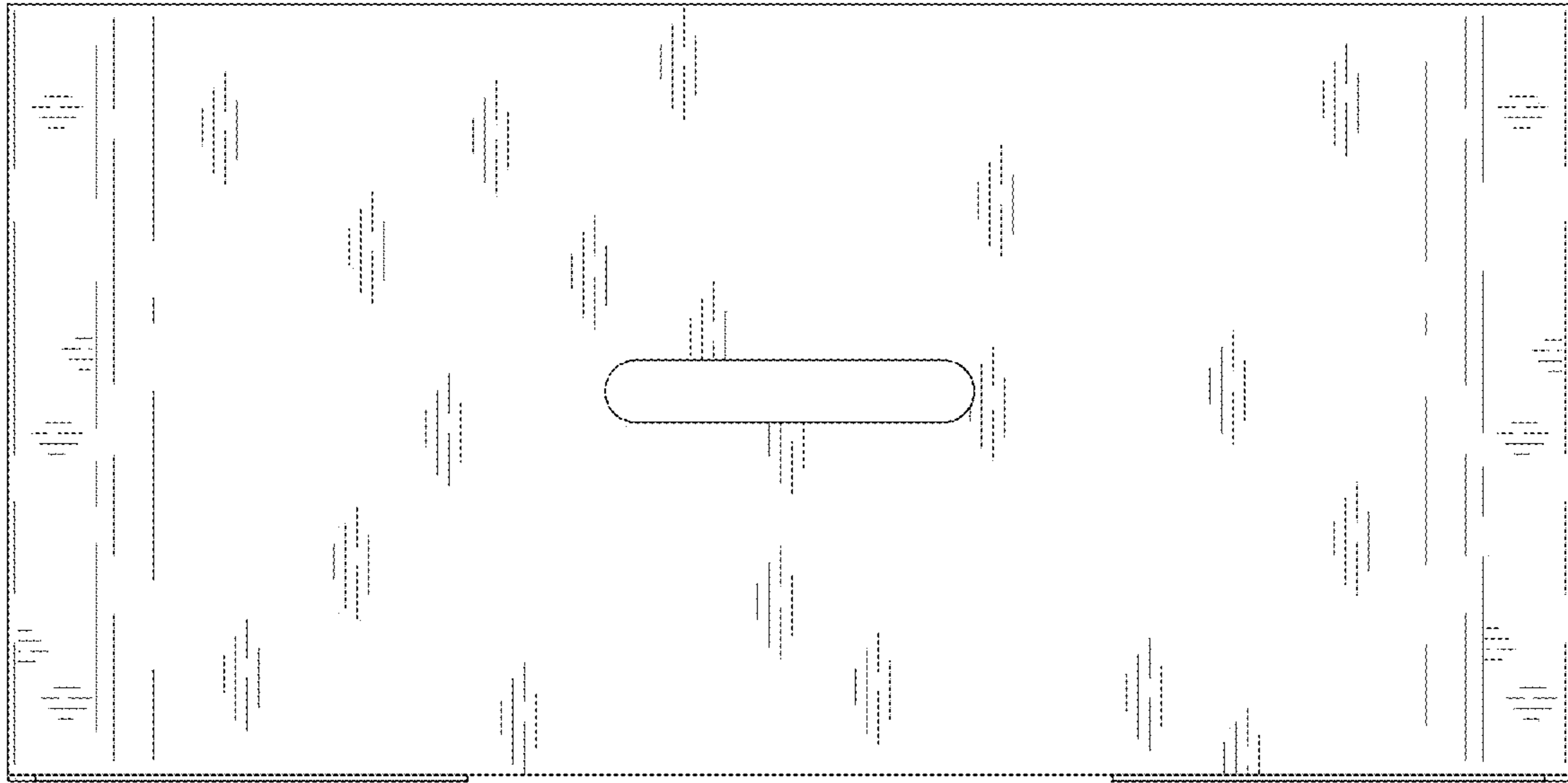


Fig. 6




Fig. 7