



US00D917183S

(12) **United States Design Patent** (10) **Patent No.:** **US D917,183 S**
Murray (45) **Date of Patent:** **** Apr. 27, 2021**

(54) **HAT HOLDER DEVICE FOR FLAT HATS**

5,429,335 A 7/1995 Cunningham
5,480,073 A * 1/1996 LaManna A47F 7/06
206/303

(71) Applicant: **Chad Murray**, Laguna Niguel, CA (US)

5,573,217 A 11/1996 Garvey et al.
5,685,465 A 11/1997 Berardis
D436,742 S * 1/2001 Mueller D6/315

(72) Inventor: **Chad Murray**, Laguna Niguel, CA (US)

(Continued)

(**) Term: **15 Years**

Primary Examiner — Lauren R Calve
(74) *Attorney, Agent, or Firm* — Boudwin Intellectual Property; Daniel Boudwin

(21) Appl. No.: **29/739,976**

(22) Filed: **Jun. 30, 2020**

(57) **CLAIM**

Related U.S. Application Data

The ornamental design for a hat holder device, for flat hats, as shown and described.

(63) Continuation-in-part of application No. 29/739,963, filed on Jun. 30, 2020, now Pat. No. Des. 904,770, which is a continuation-in-part of application No. 16/364,379, filed on Mar. 26, 2019.

DESCRIPTION

(51) **LOC (13) Cl.** **06-08**

FIG. 1 shows a perspective view of a hat holder device for flat hats.

(52) **U.S. Cl.**
USPC **D6/315**

FIG. 2 shows a perspective view of a hat holder device for flat hats including a hat which is shown through the holder for clarity of the environmental illustration.

(58) **Field of Classification Search**
USPC D6/315, 319, 326, 672, 682, 512, 513,
D6/552, 553, 556, 567, 574
CPC . A47G 25/10; A47F 7/06; A47F 7/143; A42B
1/002
See application file for complete search history.

FIG. 3 shows a top plan view of the hat holder device for flat hats.

(56) **References Cited**

FIG. 4 shows a bottom plan view of the hat holder device for flat hats.

U.S. PATENT DOCUMENTS

2,494,487 A * 1/1950 Pfeil A47G 25/10
211/32
2,718,414 A 9/1955 Knox et al.
2,783,895 A * 3/1957 Lynch A45C 11/02
211/32
4,757,905 A * 7/1988 Green A47F 7/06
211/31
D315,844 S * 4/1991 Enthoven D6/562
5,074,508 A 12/1991 Powers
5,086,931 A * 2/1992 Cobb A47F 7/06
211/32

FIG. 5 shows a right side view of the hat holder device for flat hats.

FIG. 6 shows a left side view of the hat holder device for flat hats.

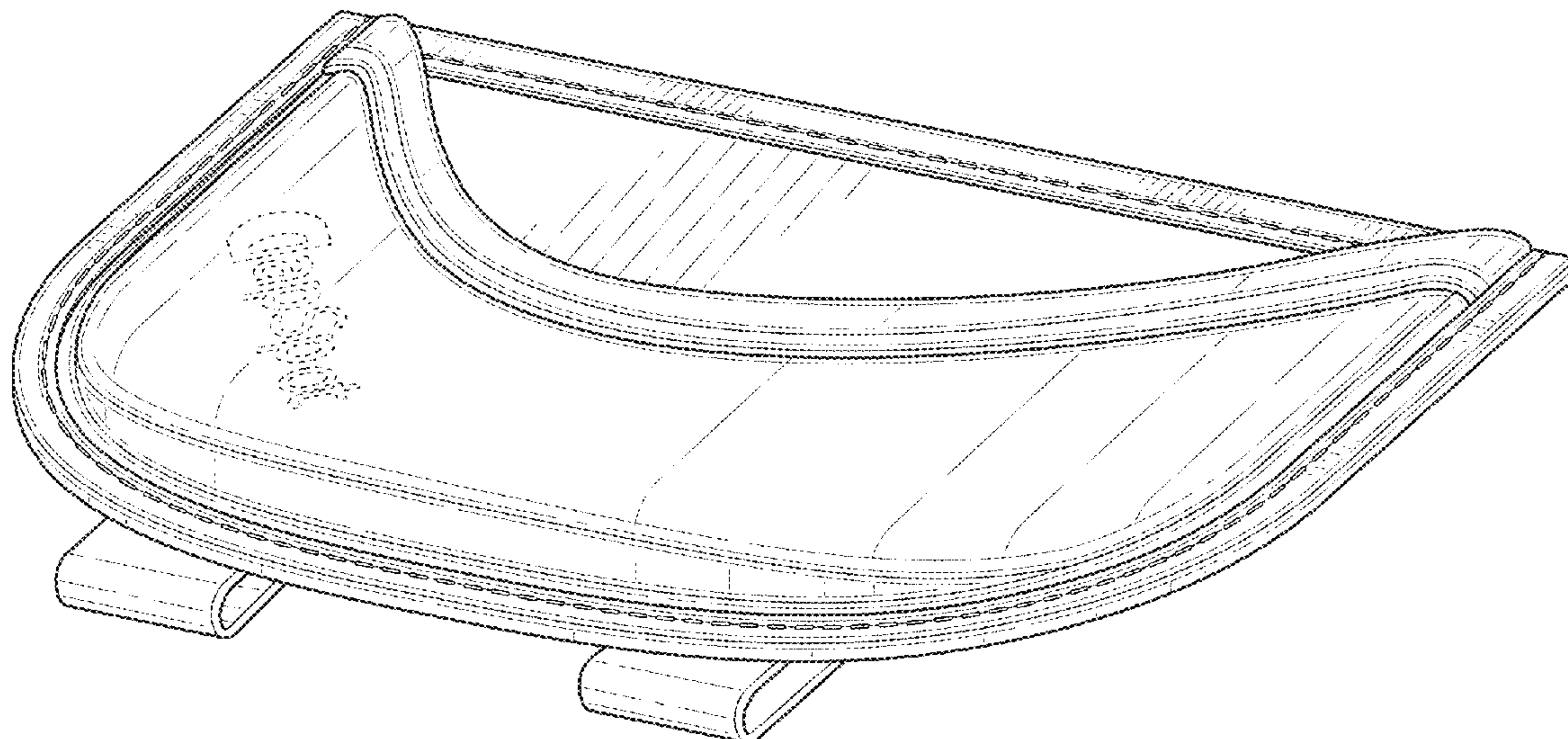
FIG. 7 shows a front view of the hat holder device for flat hats; and,

FIG. 8 shows a rear view of the hat holder device for flat hats.

The shade lines in the Figures show contour and not surface ornamentation.

The broken lines shown represent environmental subject matter and portions of the hat holder device for flat hats which form no part of the claimed design.

1 Claim, 6 Drawing Sheets



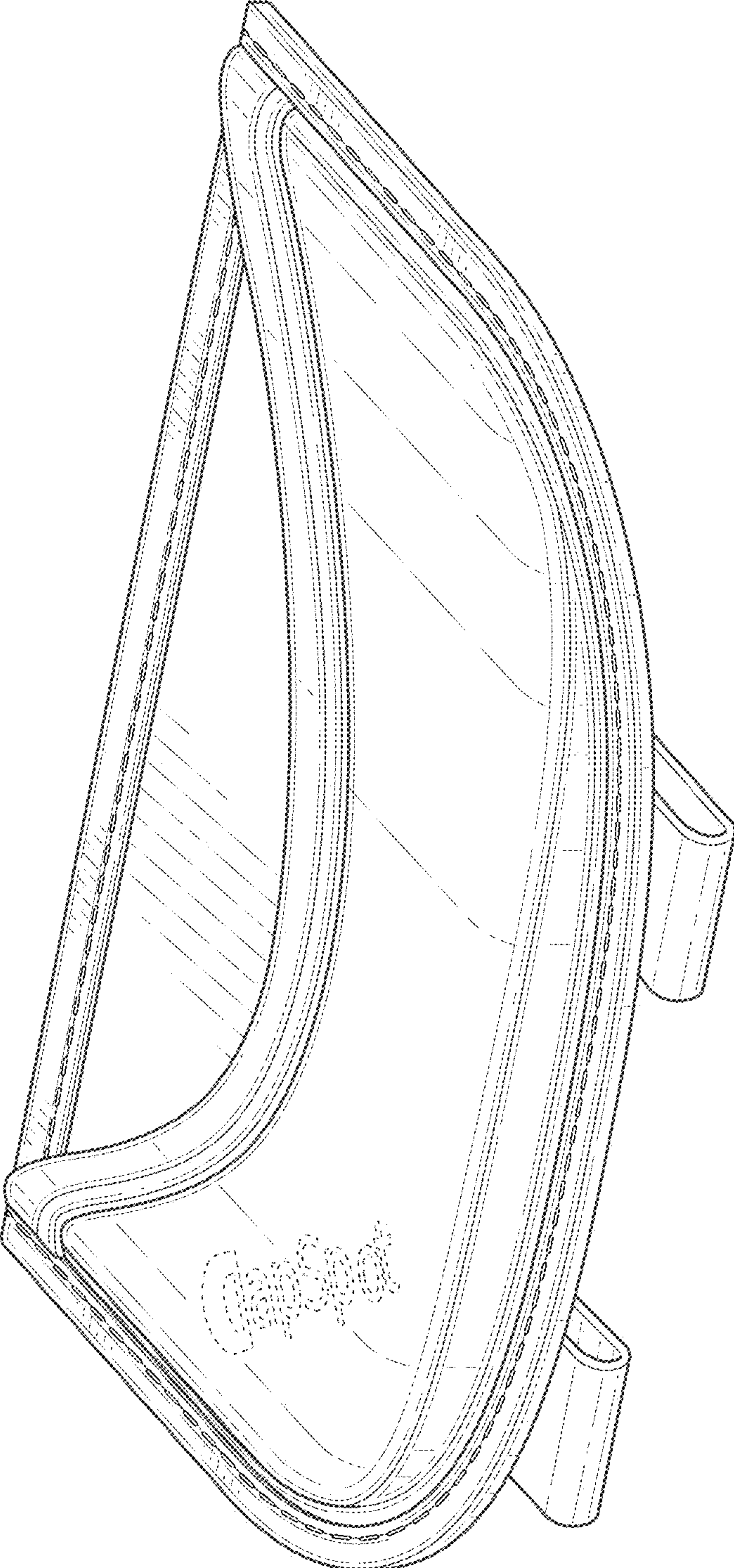


FIG. 1

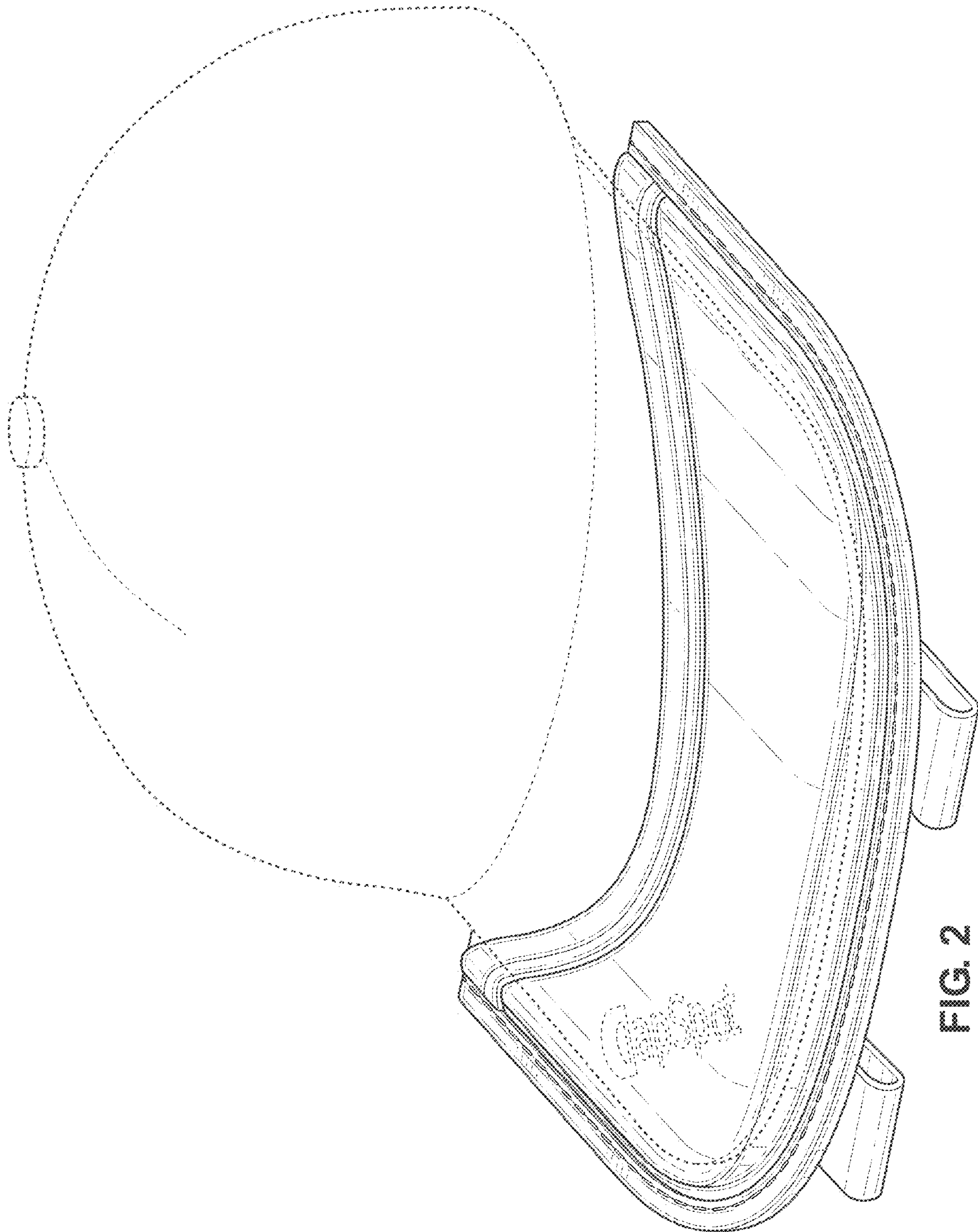


FIG. 2

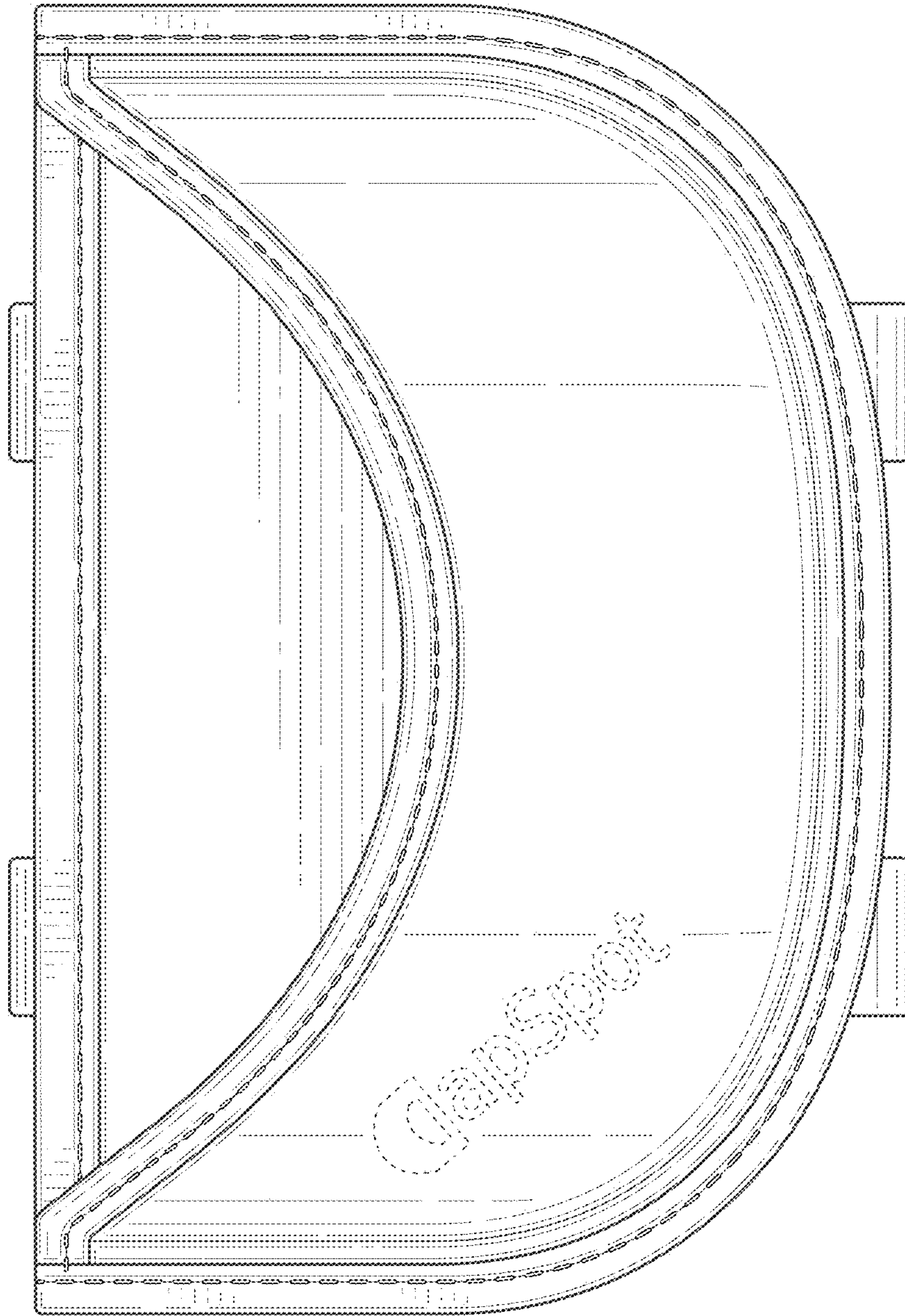


FIG. 3

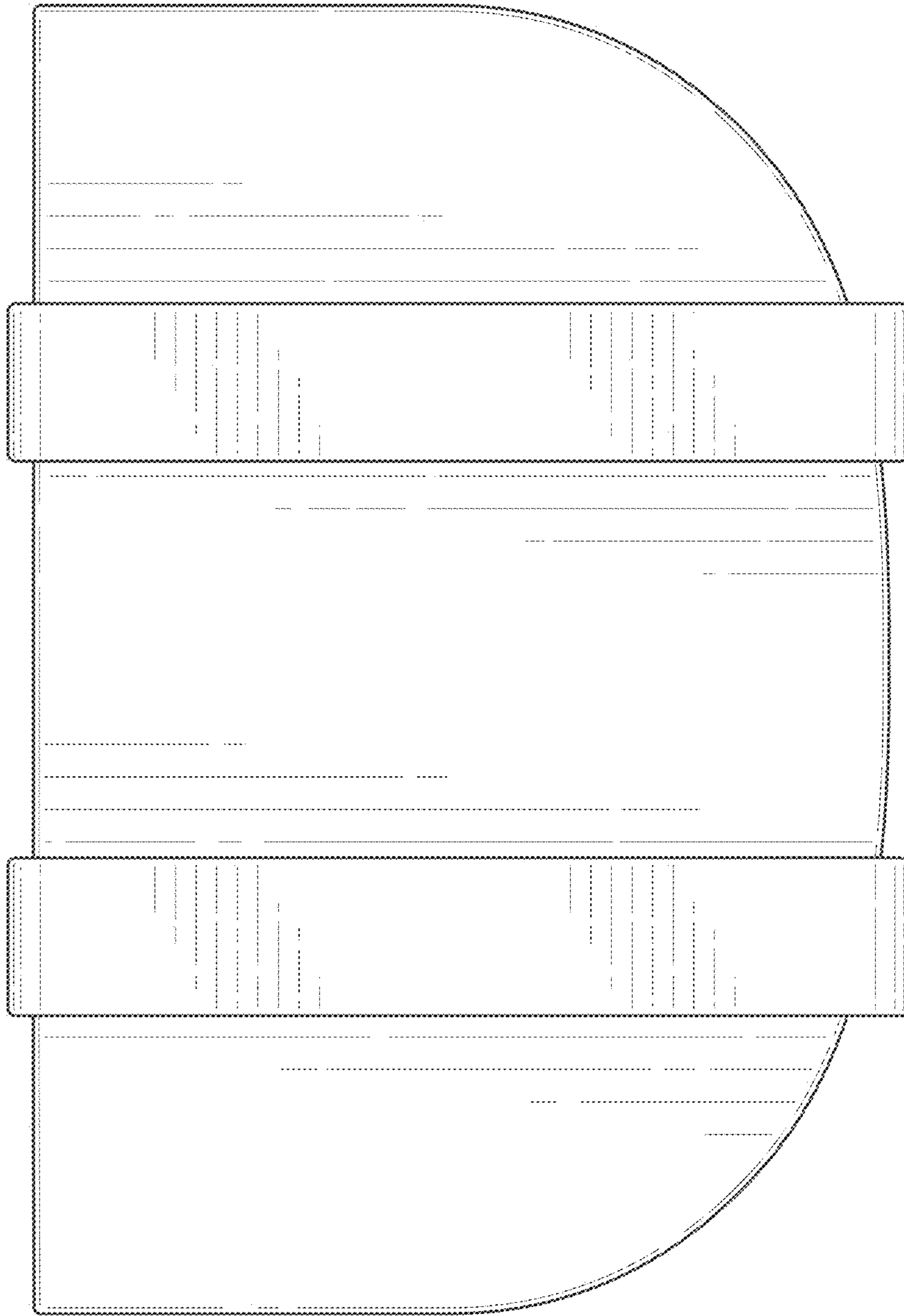


FIG. 4




FIG. 6




FIG. 5




FIG. 7




FIG. 8