



US00D917176S

(12) **United States Design Patent**
Zhang

(10) **Patent No.:** **US D917,176 S**
(45) **Date of Patent:** **** Apr. 27, 2021**

(54) **BRUSH HANDLE**

(71) Applicant: **NINGBO TOPLEADER IMP & EXP CO., LTD.**, Ningbo (CN)

(72) Inventor: **Kai Zhang**, Ningbo (CN)

(**) Term: **15 Years**

(21) Appl. No.: **29/688,402**

(22) Filed: **Apr. 22, 2019**

(30) **Foreign Application Priority Data**

Oct. 31, 2018 (CN) 201830611426.X

(51) **LOC (13) Cl.** **04-02**

(52) **U.S. Cl.**
USPC **D4/138**

(58) **Field of Classification Search**

USPC D4/114, 115, 116, 117, 118, 119, 120,
D4/121, 122, 123, 124, 125, 126, 127,
D4/128, 129, 130, 131, 132, 133, 134,
D4/135, 136, 137, 138, 199; D28/7;
D8/107; D7/401.2; D24/152

CPC A46B 9/021
See application file for complete search history.

(56) **References Cited**

U.S. PATENT DOCUMENTS

D315,833 S * 4/1991 Brazis D4/138
5,761,760 A * 6/1998 Dumler A46B 11/001
15/206

6,059,473 A * 5/2000 Gueret A45D 34/045
401/129
D449,739 S * 10/2001 Gringer D4/118
10,406,704 B2 * 9/2019 Barrett B26B 21/4025
10,538,005 B2 * 1/2020 Barrett B26B 21/4031
2017/0290411 A1 * 10/2017 Sanchez A45D 34/045

* cited by examiner

Primary Examiner — Karen E Eldridge Powers

(74) *Attorney, Agent, or Firm* — W&K IP

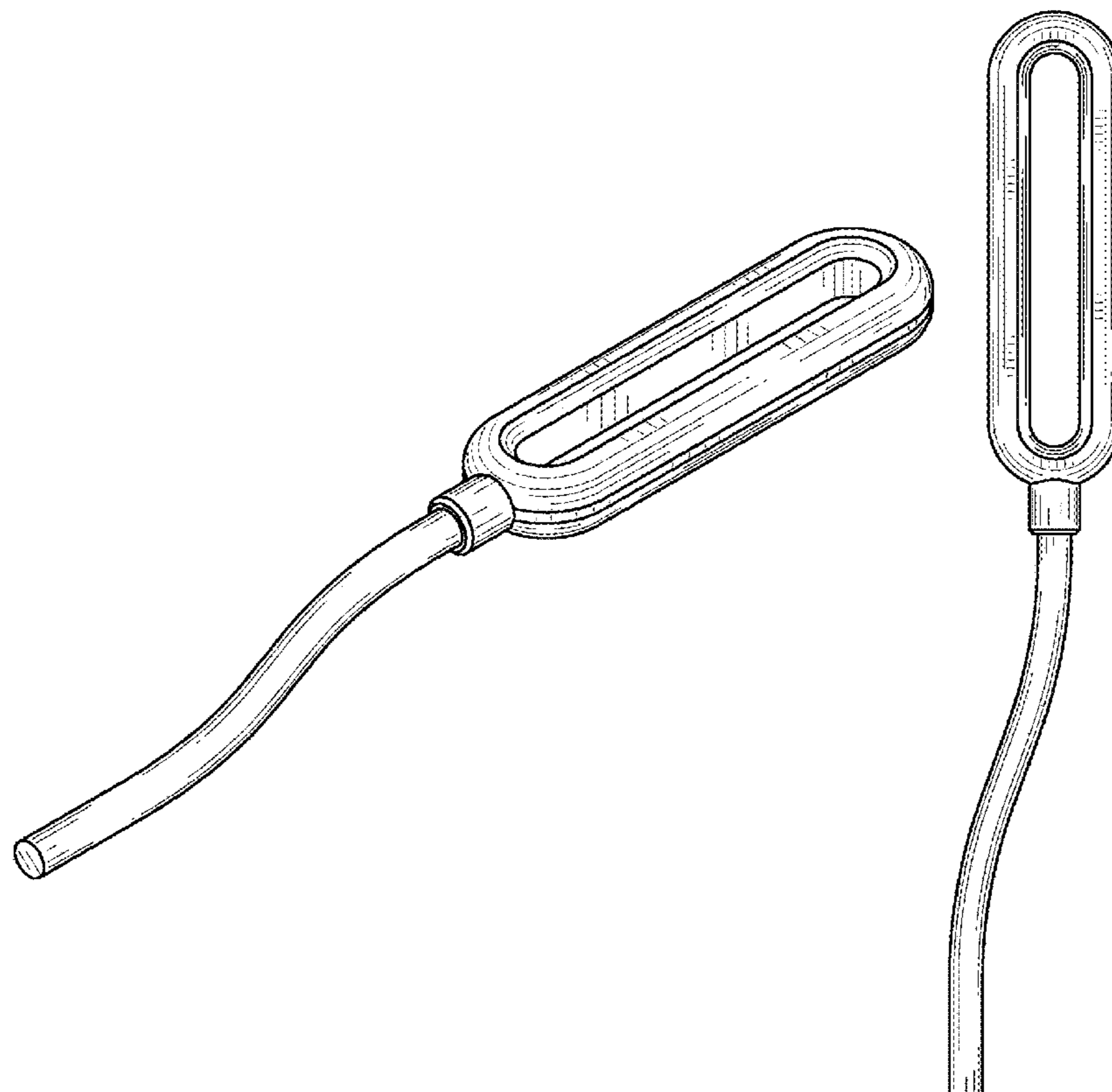
(57) **CLAIM**

The ornamental design for a brush handle, as shown and described.

DESCRIPTION

FIG. 1 is a perspective view of a brush handle, showing my new design;
FIG. 2 is a front elevational view thereof;
FIG. 3 is a rear elevational view thereof;
FIG. 4 is a left elevational view thereof;
FIG. 5 is a right elevational view thereof;
FIG. 6 is a top plan view thereof; and,
FIG. 7 is a bottom plan view thereof.

1 Claim, 7 Drawing Sheets



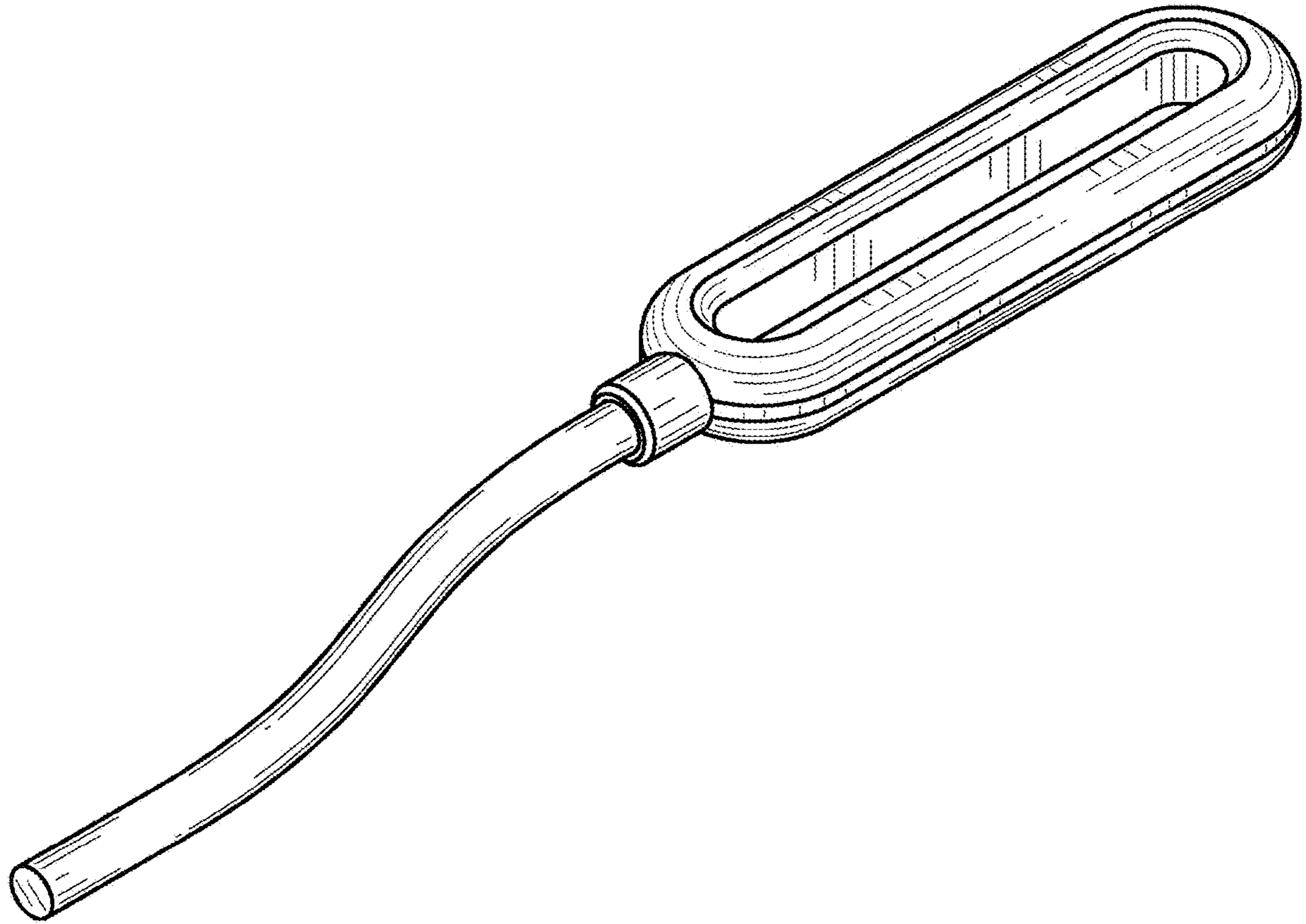


FIG. 1

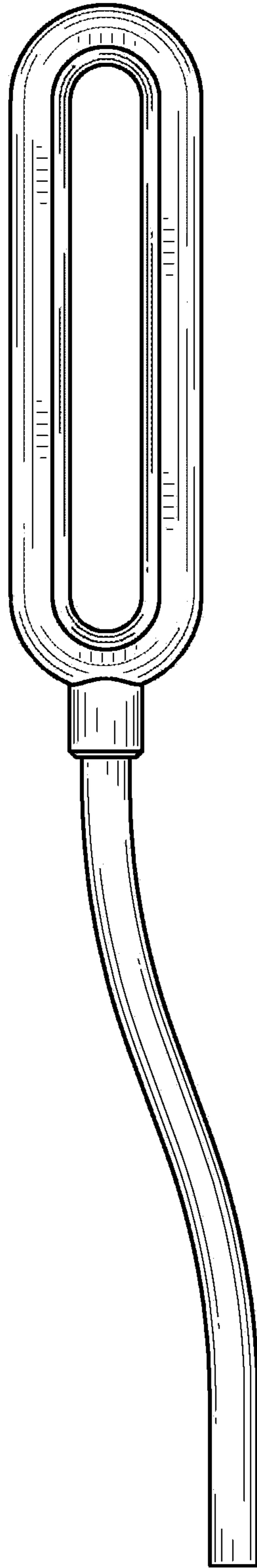


FIG. 2

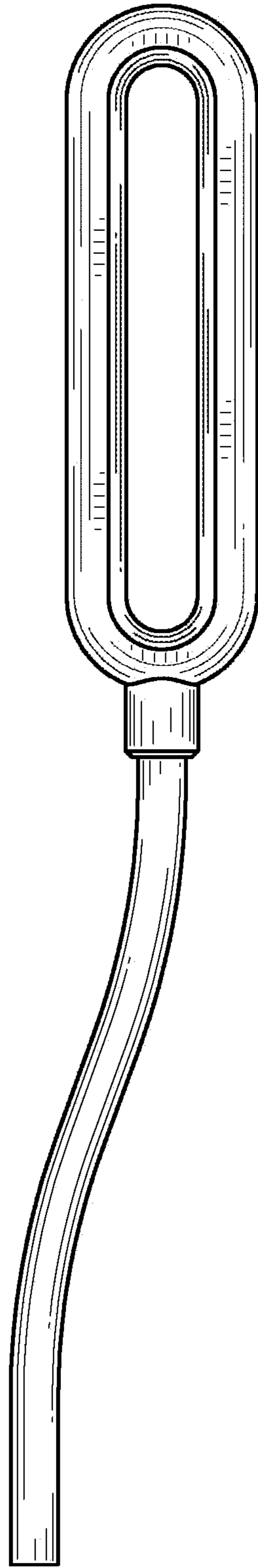


FIG. 3

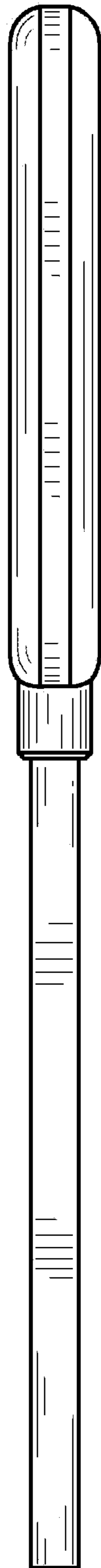


FIG. 4

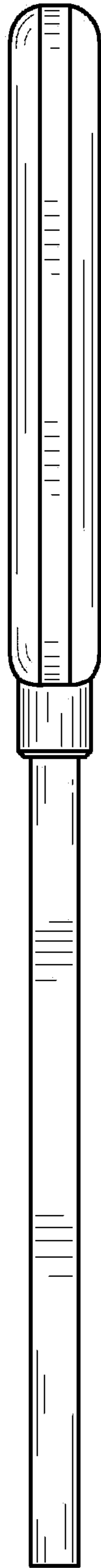


FIG. 5

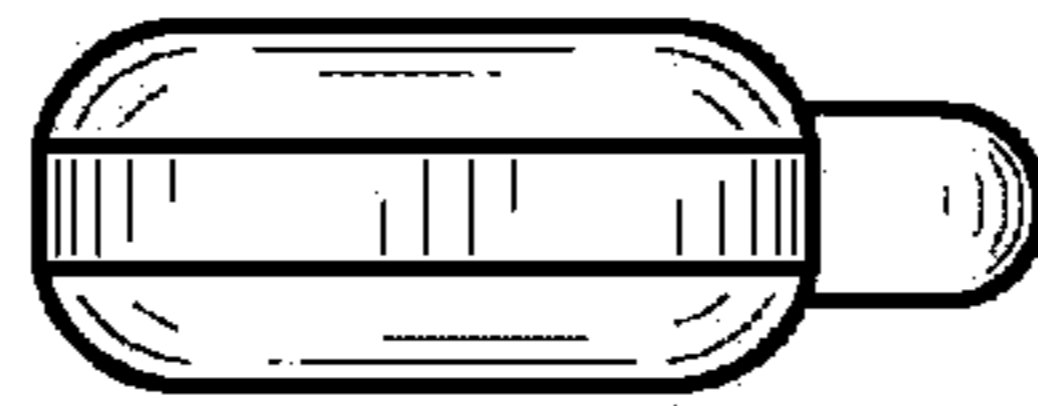


FIG. 6

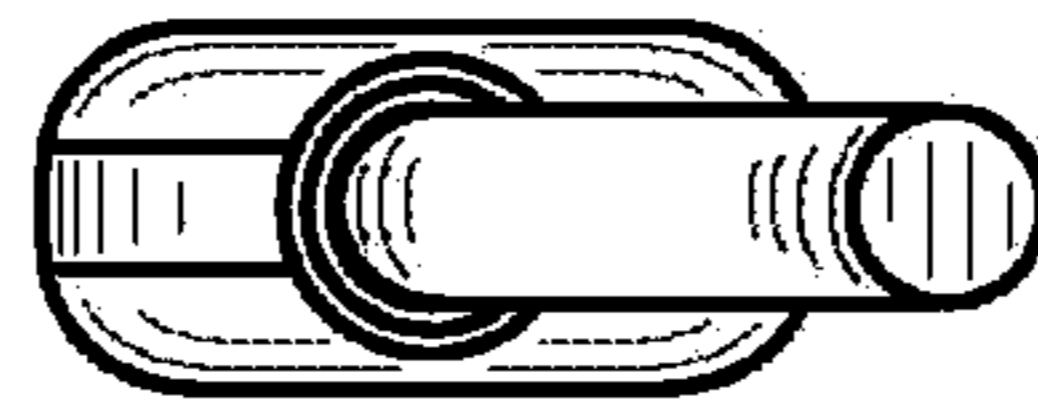


FIG. 7