



US00D917134S

(12) **United States Design Patent** (10) **Patent No.:** **US D917,134 S**
Chen (45) **Date of Patent:** **** Apr. 27, 2021**

(54) **SANTA HAT**
(71) Applicant: **Churong Chen**, Dacheng Town (CN)
(72) Inventor: **Churong Chen**, Dacheng Town (CN)
(**) Term: **15 Years**
(21) Appl. No.: **29/730,014**
(22) Filed: **Mar. 31, 2020**
(51) **LOC (13) Cl.** **02-03**
(52) **U.S. Cl.**
USPC **D2/869**
(58) **Field of Classification Search**
USPC D2/741, 865, 866, 868, 869, 870, 871,
D2/872, 873, 875, 876, 878, 882, 883,
D2/885, 888, 889, 891, 892, 895;
D21/659, 660; D30/144, 145
CPC .. A42B 1/00; A42B 1/004; A42B 1/04; A42B
1/066; A42B 1/24; A42B 1/006; A42B
1/12; A42B 1/043; A42B 1/065; A42B
1/201; A42B 1/248; A44B 9/00
See application file for complete search history.

(56) **References Cited**
U.S. PATENT DOCUMENTS
D103,915 S * 3/1937 Rich et al. D2/892
D188,027 S * 5/1960 Simon D2/869
D267,208 S * 12/1982 Denison D2/871
D289,942 S * 5/1987 Wolens D2/866
D402,090 S 12/1998 Turocy
D407,188 S 3/1999 Hatton
D417,064 S 11/1999 Gosnell
D489,870 S * 5/2004 Bourget D2/741
6,842,911 B2 * 1/2005 Yeh A42B 1/004
2/171.02
D501,980 S 2/2005 Siebert
D520,216 S * 5/2006 Cope D2/888

D628,364 S * 12/2010 Channer D2/878
D639,533 S 6/2011 Holtzhauer
D693,098 S * 11/2013 Giancola D2/882
D696,496 S 12/2013 Hjalmarson
9,033,759 B2 * 5/2015 Rinck A63H 33/004
446/27
D762,349 S 8/2016 Frazer
D779,169 S * 2/2017 Denn D2/869
D825,898 S * 8/2018 Stackfleth D2/889
D828,681 S * 9/2018 Berman D2/885

* cited by examiner
Primary Examiner — Jasmine Mlinarcik
(74) *Attorney, Agent, or Firm* — Law Offices of Steven
W. Weinrieb

(57) **CLAIM**
The ornamental design for a santa hat, as shown and
described.

DESCRIPTION
FIG. 1 is a front, right side, top perspective view of a santa
hat showing my new design;
FIG. 2 is a rear, left side, bottom perspective view thereof;
FIG. 3 is a front elevational view thereof;
FIG. 4 is a rear elevational view thereof;
FIG. 5 is a left side elevational view thereof;
FIG. 6 is a right side elevational view thereof;
FIG. 7 is a top plan view thereof;
FIG. 8 is a bottom plan view thereof;
FIG. 9 is a front, right side, top perspective view thereof
showing the top of the hat falling over toward the right side;
and,
FIG. 10 is is a front, right side, top perspective view thereof
showing the top of the hat falling over toward the left side.
The broken lines depict environment that forms no part of
the claimed design for the santa hat.

1 Claim, 10 Drawing Sheets

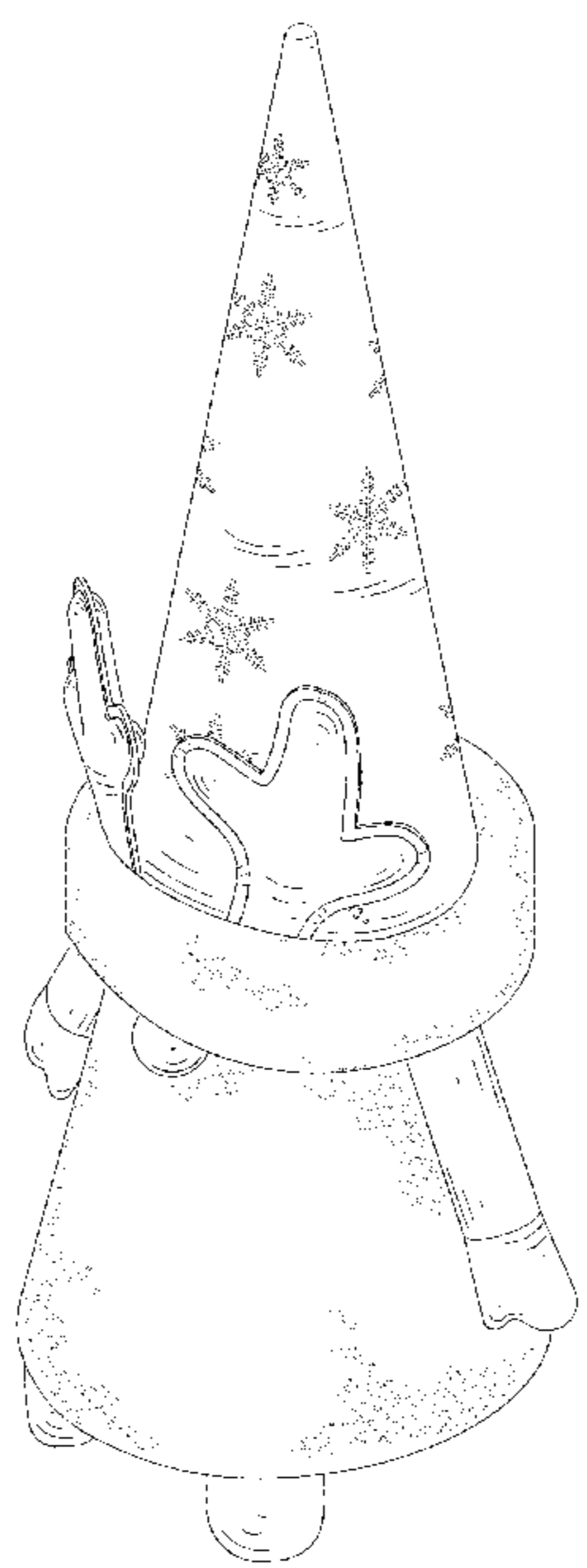


FIG. 1




FIG. 2

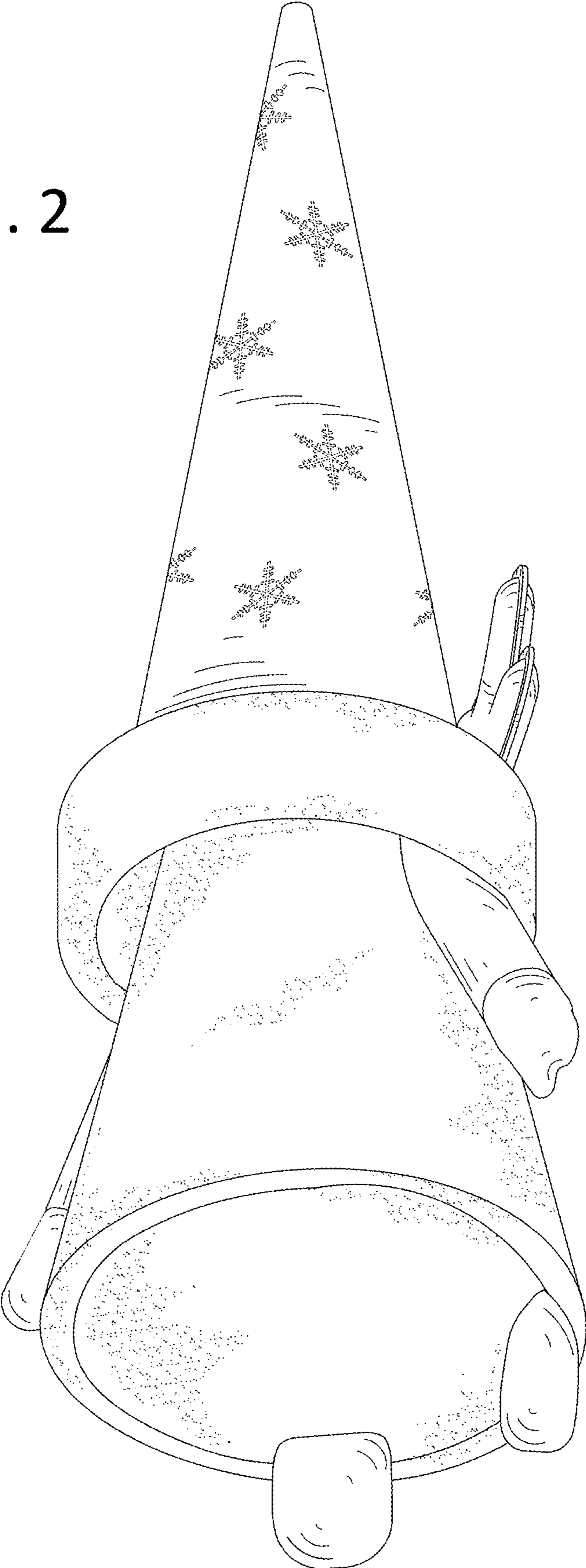


FIG. 3




FIG. 4





FIG. 5



FIG. 6



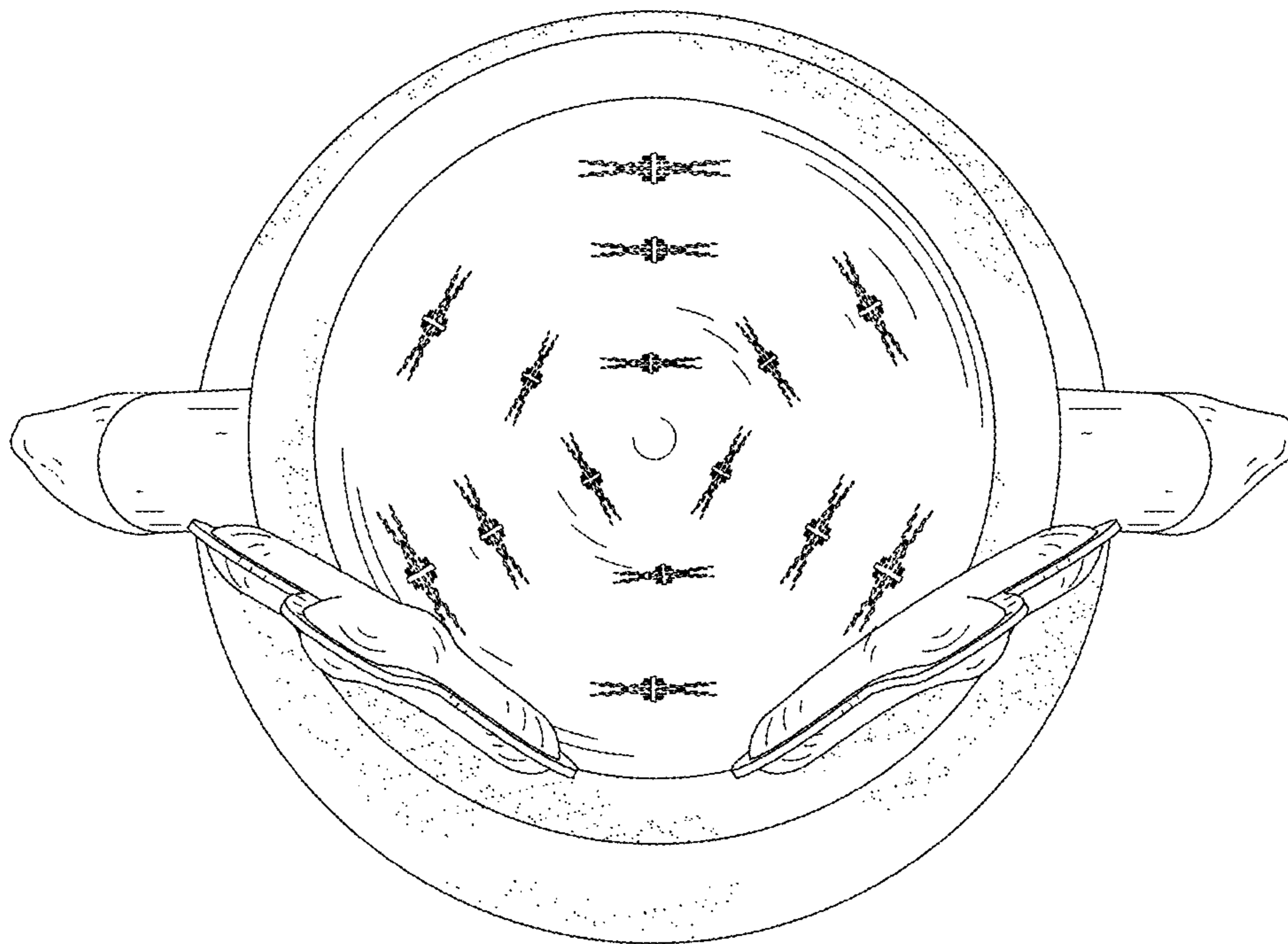


FIG. 7

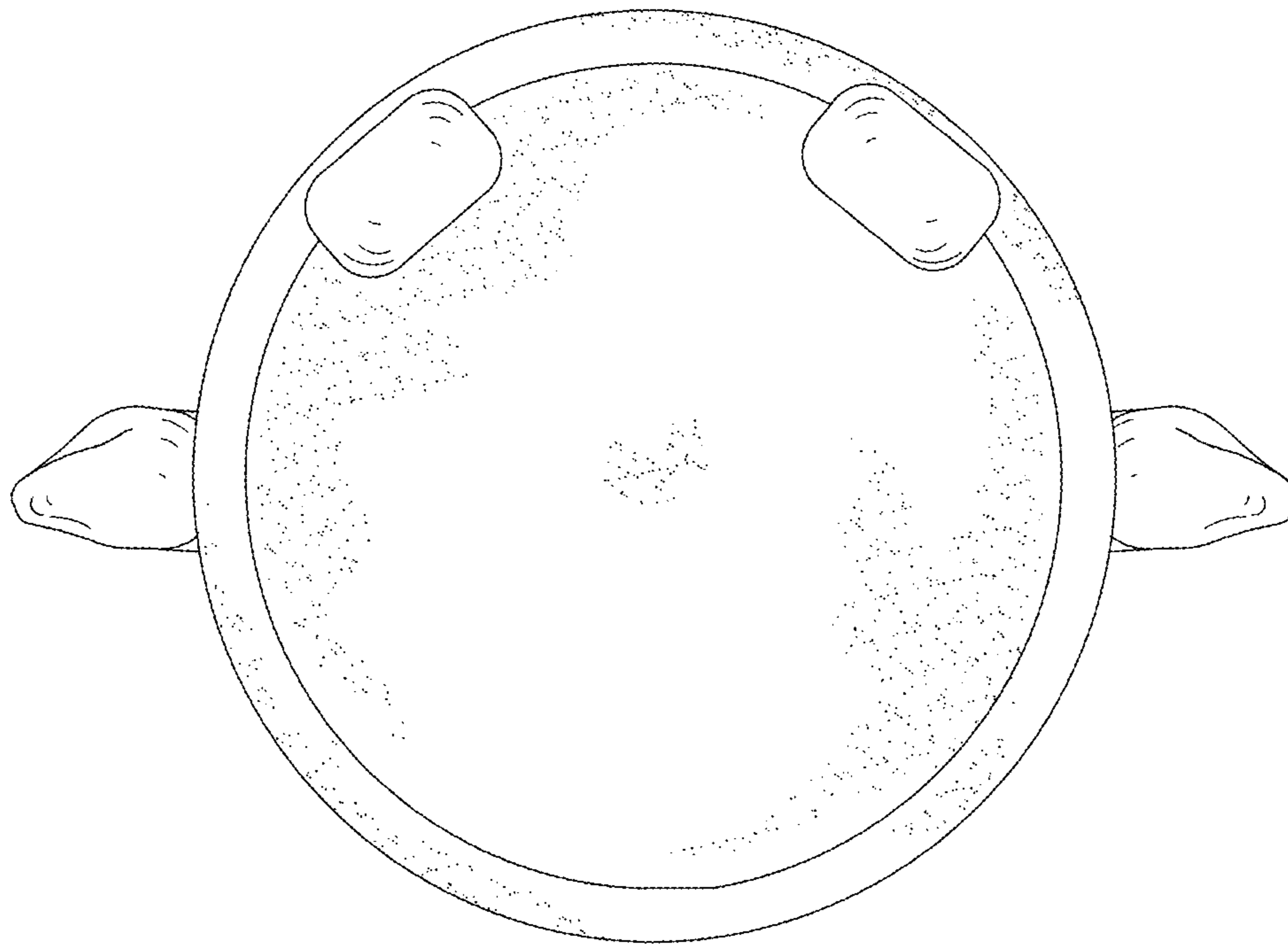


FIG. 8

FIG. 9






FIG. 10