



US00D917123S

(12) **United States Design Patent**  
**Hyde**

(10) **Patent No.:** **US D917,123 S**

(45) **Date of Patent:** **\*\* Apr. 20, 2021**

(54) **SINK TOP ACCESSORY**

(71) Applicant: **Christine Hyde**, Simi Valley, CA (US)

(72) Inventor: **Christine Hyde**, Simi Valley, CA (US)

(\*\*) Term: **15 Years**

(21) Appl. No.: **29/723,257**

(22) Filed: **Feb. 5, 2020**

(51) **LOC (13) Cl.** ..... **07-05**

(52) **U.S. Cl.**  
USPC ..... **D32/55**

(58) **Field of Classification Search**  
USPC ..... D32/55, 276, 3; D6/510, 525; D30/133;  
211/41.5, 41.4, 41.3, 41.8; 361/679.4;  
312/311, 333, 334.4; D7/354, 629  
CPC .. A47L 15/505; A47L 15/503; A47L 15/0013;  
A47L 19/02; A47L 19/04; A47J 47/20  
See application file for complete search history.

(56) **References Cited**

**U.S. PATENT DOCUMENTS**

D365,182 S *	12/1995	Zehring	.....	D32/55
D366,598 S *	1/1996	Geddes	.....	D7/549
D518,143 S *	3/2006	Weidler	.....	D23/209
D538,497 S *	3/2007	Plikuhn	.....	D32/57
D538,814 S *	3/2007	Cranford	.....	D14/459

D589,222 S *	3/2009	Gicela	.....	D32/55
D670,882 S *	11/2012	Meredith	.....	D32/55
D692,199 S *	10/2013	Huang	.....	D32/55
D746,010 S *	12/2015	Xavier	.....	D32/57
D773,259 S *	12/2016	Shamoon	.....	D7/698
D824,628 S *	7/2018	Lynch	.....	D32/57
D857,323 S *	8/2019	Sonnichsen	.....	D32/57
D873,504 S *	1/2020	MacNeil	.....	D30/133
D896,459 S *	9/2020	Eilmus	.....	D32/55
D899,709 S *	10/2020	MacNeil	.....	D30/133

\* cited by examiner

*Primary Examiner* — Austin Murphy

(74) *Attorney, Agent, or Firm* — Tutunjian & Bitetto, P.C.

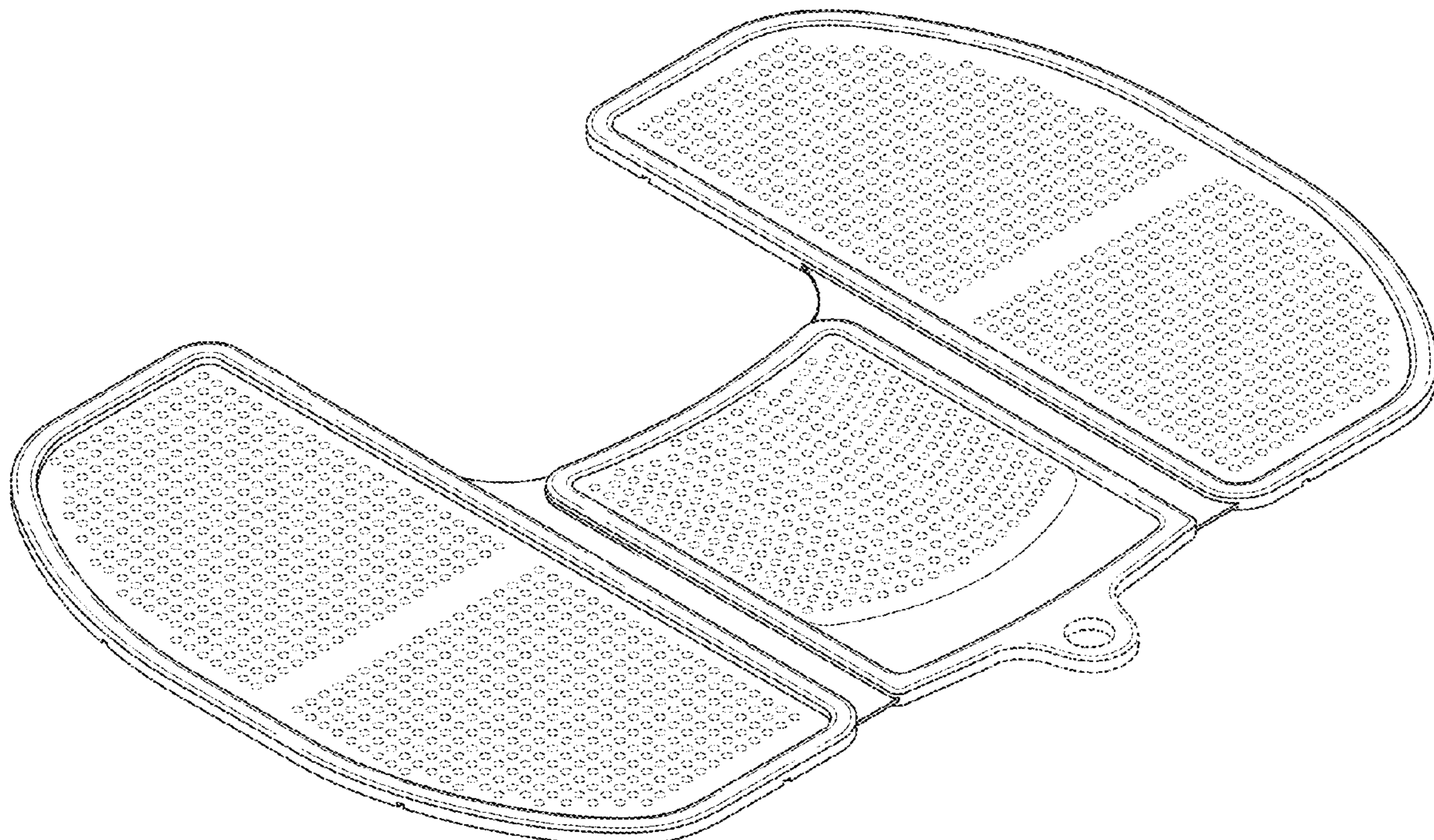
(57) **CLAIM**

The ornamental design for a sink top accessory, as shown and described.

**DESCRIPTION**

FIG. 1 is a top perspective view of the sink top accessory showing my new design;  
FIG. 2 is a top view thereof;  
FIG. 3 is a bottom view thereof;  
FIG. 4 is a front view thereof;  
FIG. 5 is a rear view thereof;  
FIG. 6 is a left side view thereof; and,  
FIG. 7 is a right side view thereof.  
The broken lines in the drawings depict environmental structure and form no part of the claimed design.

**1 Claim, 4 Drawing Sheets**



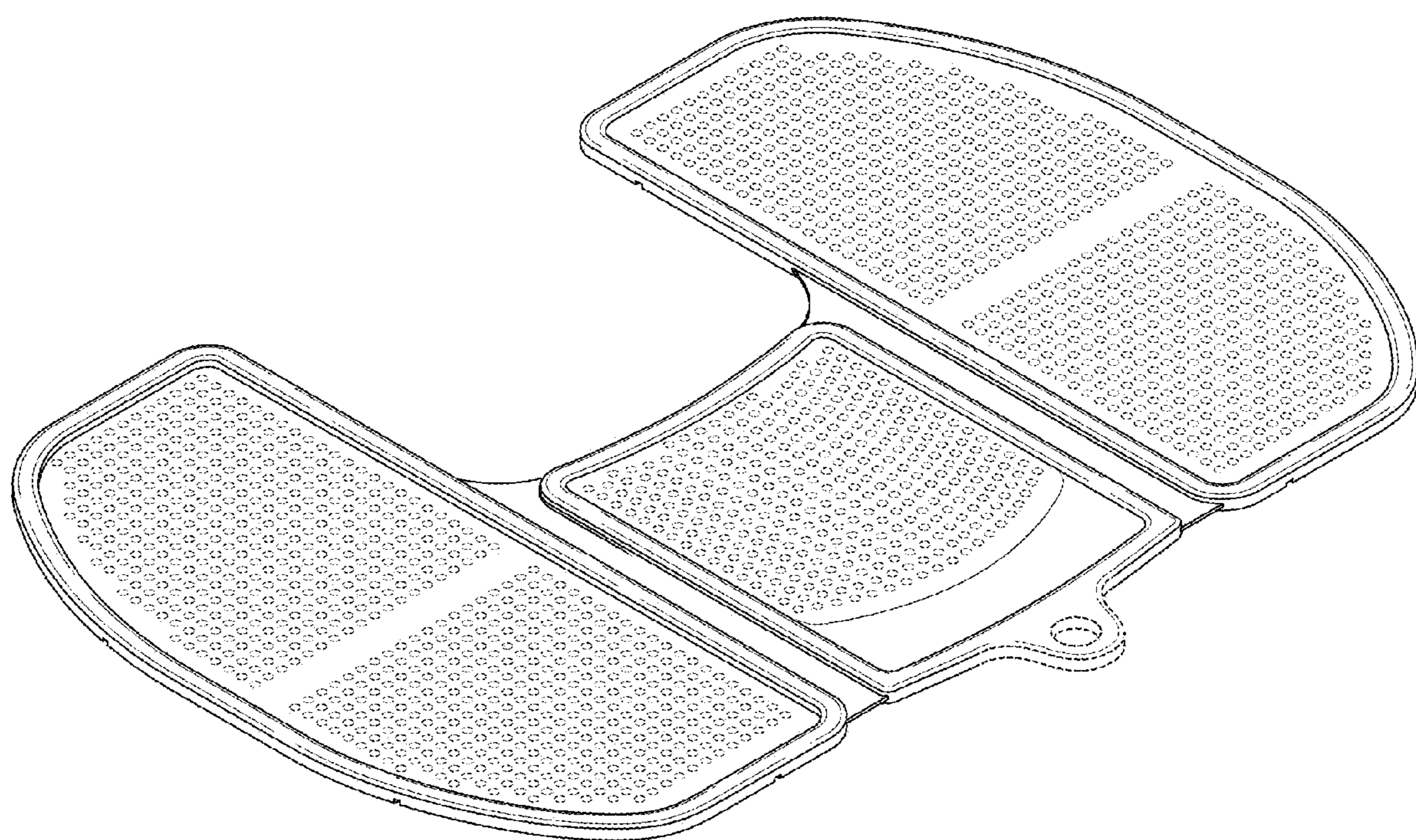


FIG. 1

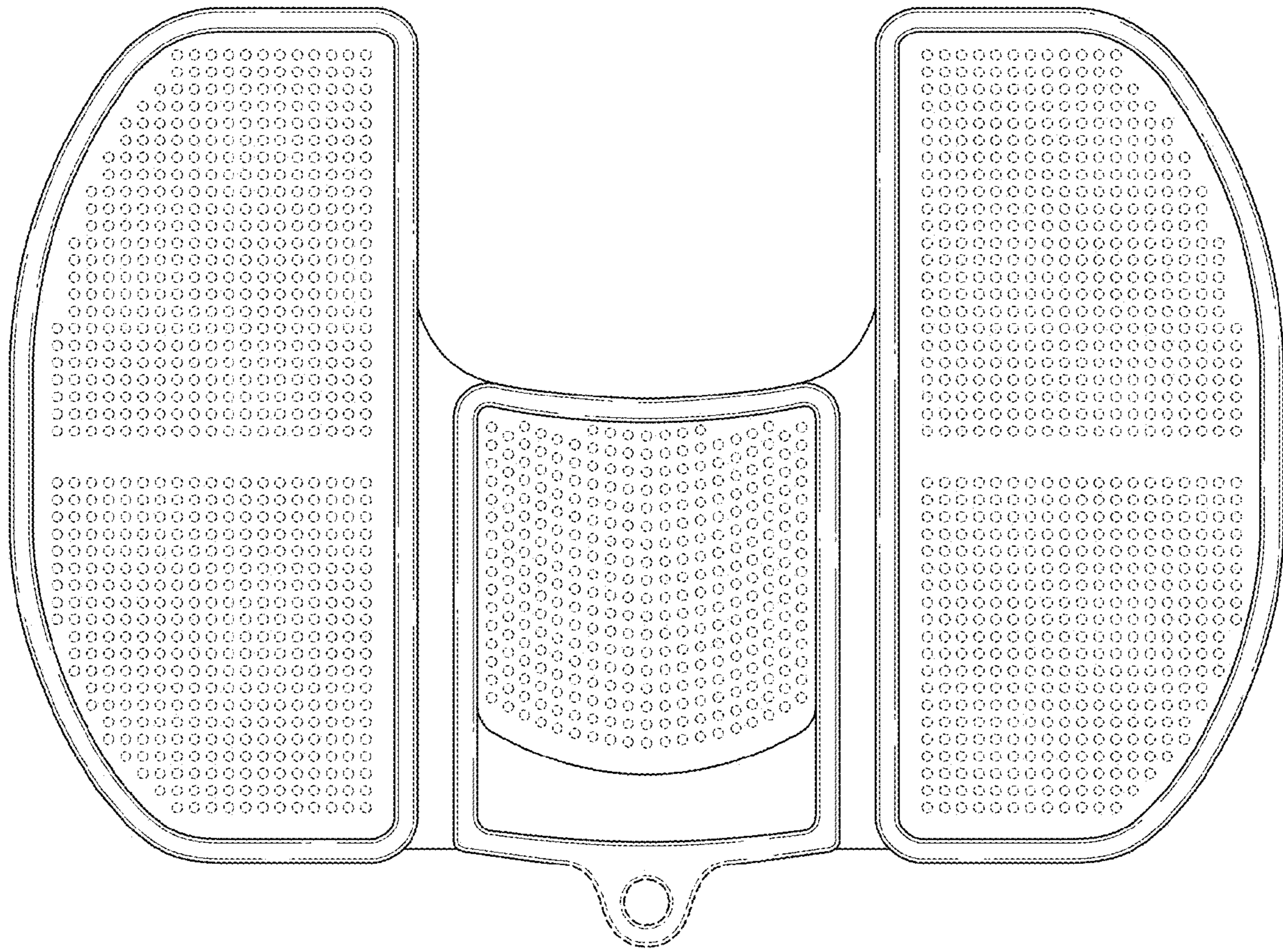


FIG. 2

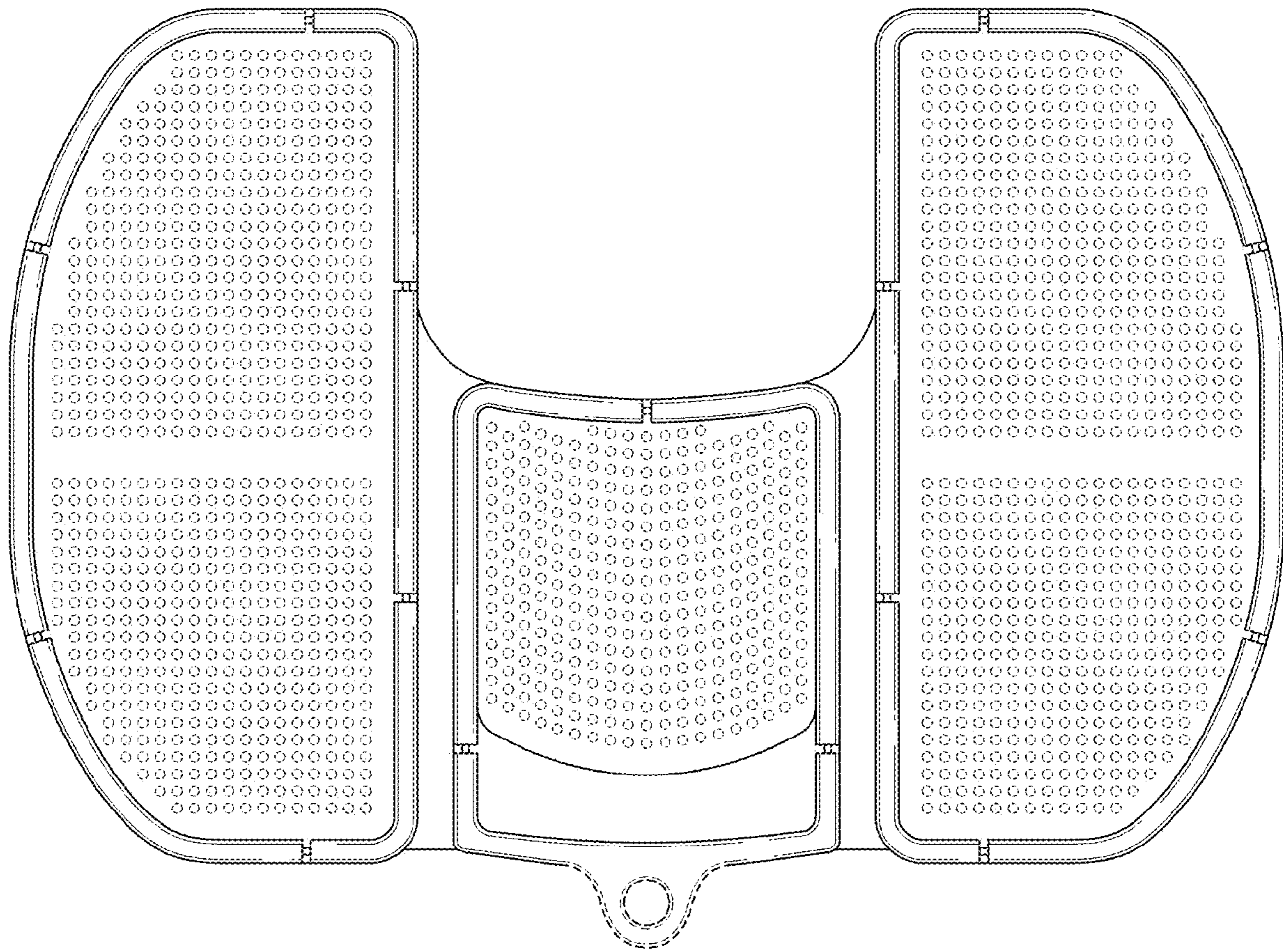


FIG. 3




FIG. 4




FIG. 5




FIG. 6




FIG. 7