



US00D917109S

(12) **United States Design Patent**
Baghai

(10) **Patent No.:** **US D917,109 S**
(45) **Date of Patent:** **** Apr. 20, 2021**

(54) **CINCH FOR A WESTERN SADDLE**
(71) Applicant: **Justin Abraham Baghai**, San Diego,
CA (US)
(72) Inventor: **Justin Abraham Baghai**, San Diego,
CA (US)

D367,738 S * 3/1996 Marshall D30/134
5,816,031 A * 10/1998 Marshall B68C 1/14
54/23
6,502,376 B1 1/2003 Swain
8,424,277 B2 4/2013 Koller
2010/0293903 A1* 11/2010 Koller B68C 1/14
54/23

(**) Term: **15 Years**

(21) Appl. No.: **29/688,985**

(22) Filed: **Apr. 25, 2019**

Related U.S. Application Data

(63) Continuation-in-part of application No. 15/389,947,
filed on Dec. 23, 2016, now abandoned.

(51) **LOC (13) Cl.** **30-01**

(52) **U.S. Cl.**
USPC **D30/134**

(58) **Field of Classification Search**
USPC D30/134, 135, 142
CPC B68C 3/00; B68C 1/16; B68C 3/02; B68C
2003/0041; B68C 2003/0091; B68C
2003/0083; B68C 2003/0025; B68C
2003/0058; B68C 3/025; B68C
2003/0008; B68C 2003/0066; B68C
2003/005

See application file for complete search history.

(56) **References Cited**

U.S. PATENT DOCUMENTS

2,130,214 A * 9/1938 Wright B68C 1/14
54/23
D257,405 S * 10/1980 Land D30/134
4,800,709 A 1/1989 Tixerant

OTHER PUBLICATIONS

Total Saddle Fit Shoulder Relief Cinch Western Cinch, published on
amazon Jun. 9, 2016. Viewed online Sep. 16, 2020. Available
through Amazon at URL: < https://www.amazon.com/Total-Saddle-Fit-Shoulder-Western/dp/B01GUGT0E4/ref=sr_1_4?dchild=1&keywords=total%2Bsaddle%2Bfit%2Bwestern%2Brelief%2Bgirth&qid=1600281142&sr=8-4&t.* >

* cited by examiner

Primary Examiner — Jennifer L Watkins
(74) *Attorney, Agent, or Firm* — Plager Schack LLP;
Mark H. Plager; Michael J. O'Brien

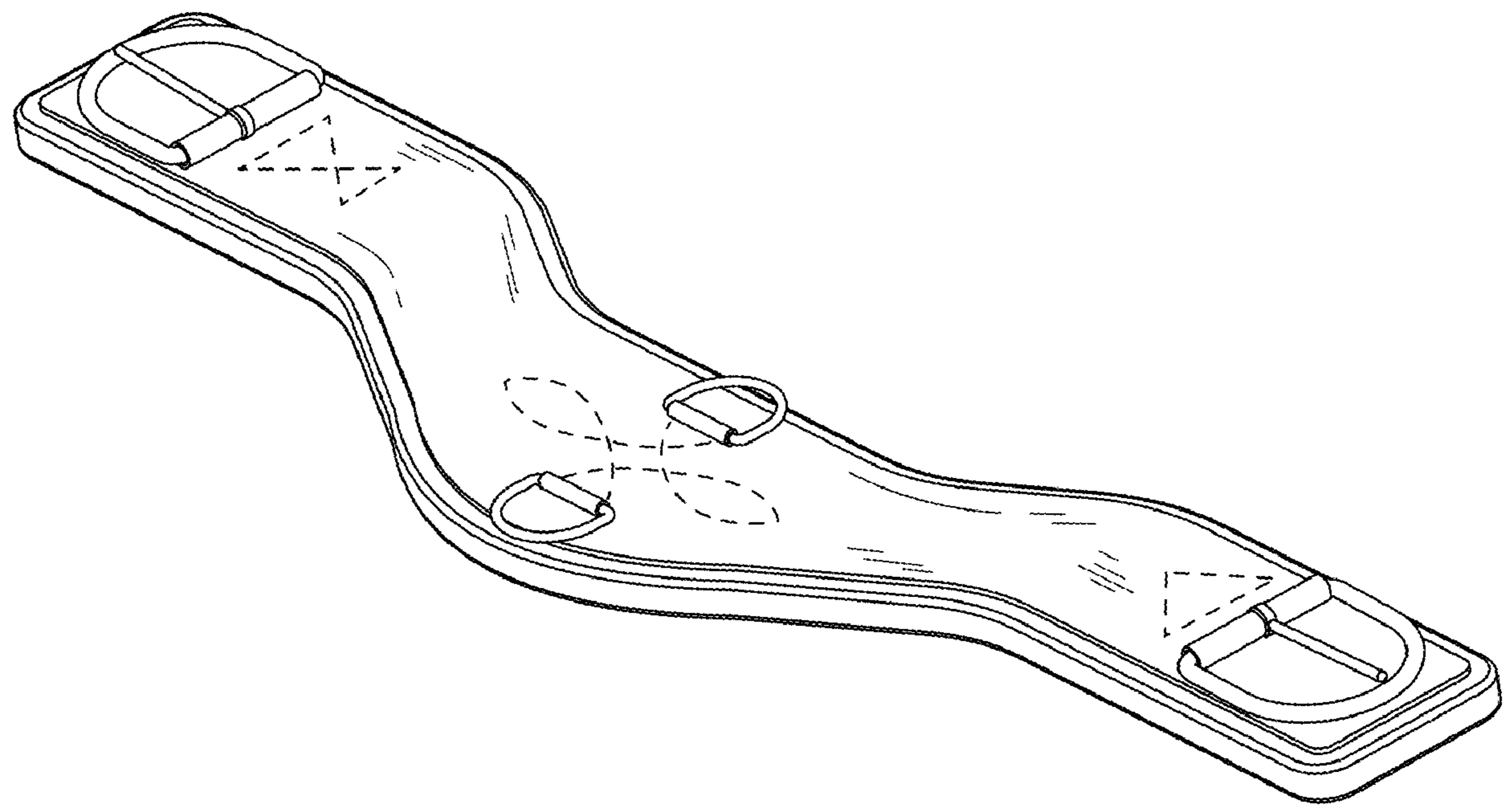
(57) **CLAIM**

The ornamental design for a cinch for a western saddle, as
shown and described.

DESCRIPTION

FIG. 1 is a front perspective view of a cinch for a western
saddle showing my new design;
FIG. 2 is a front view thereof;
FIG. 3 is a rear view thereof;
FIG. 4 is a left side view thereof;
FIG. 5 is a right side view thereof;
FIG. 6 is a top view thereof; and,
FIG. 7 is a bottom view thereof.
The dashed lines depict claimed stitching.

1 Claim, 5 Drawing Sheets



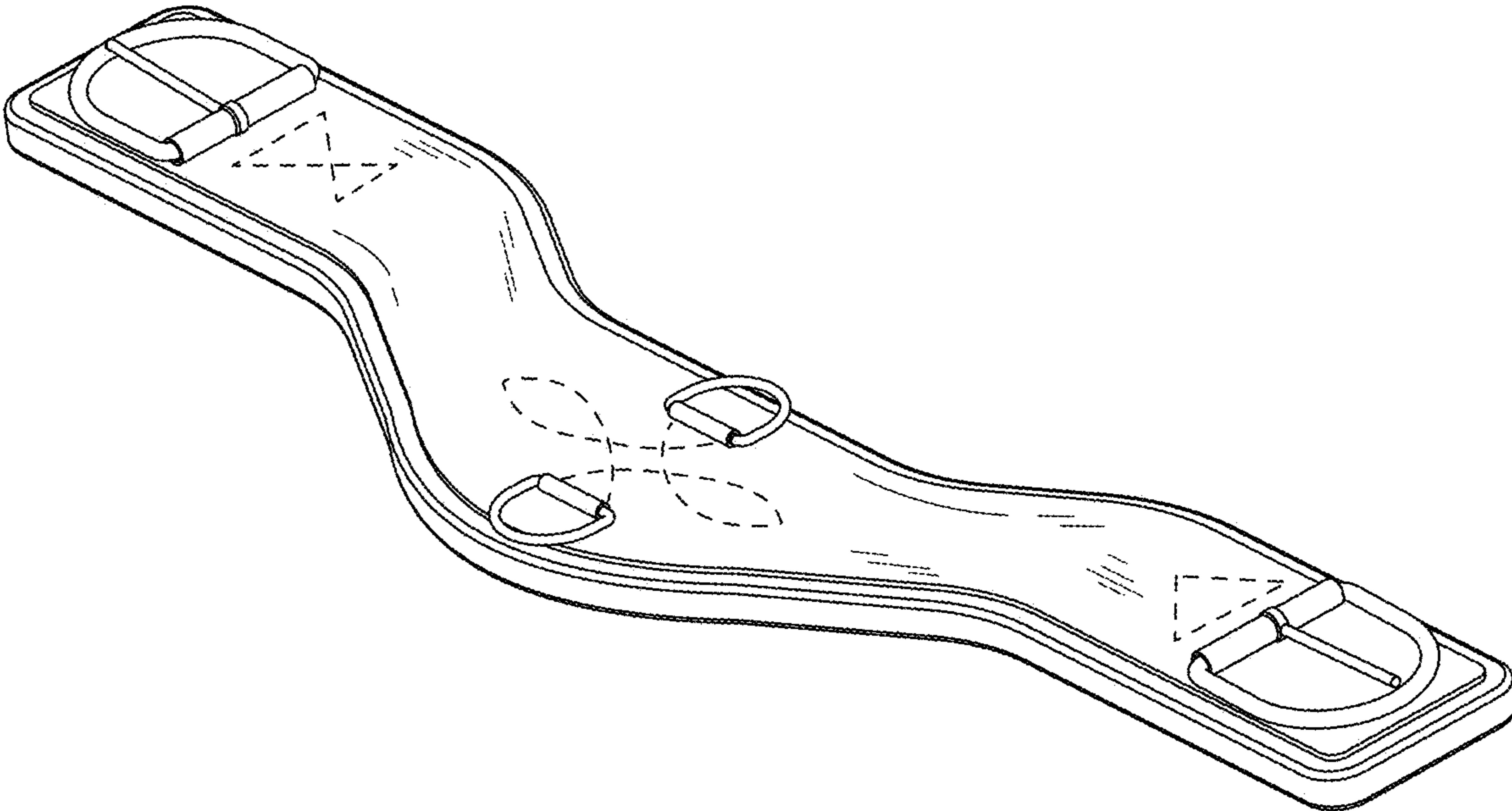


FIG. 1

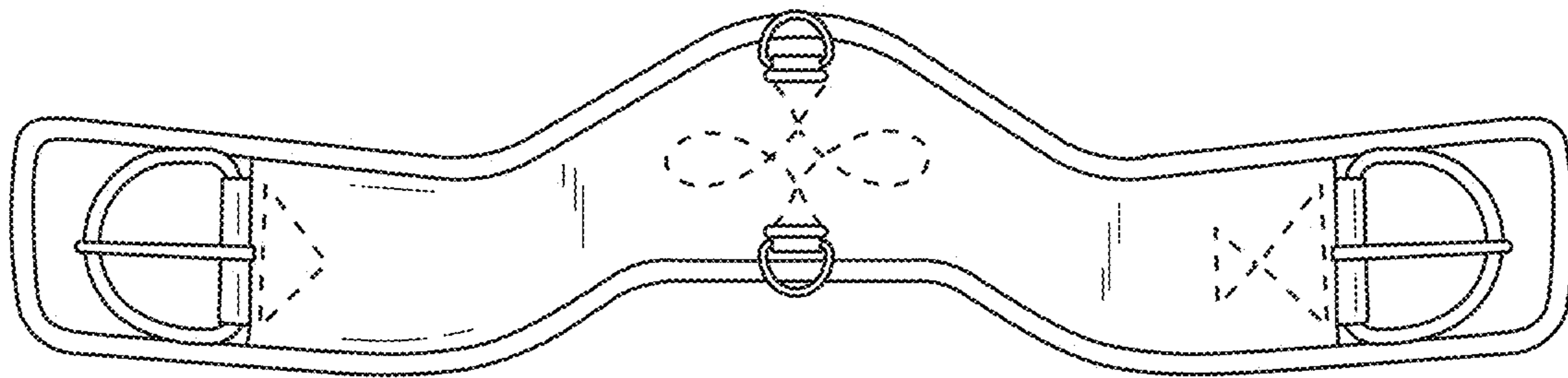


FIG. 2

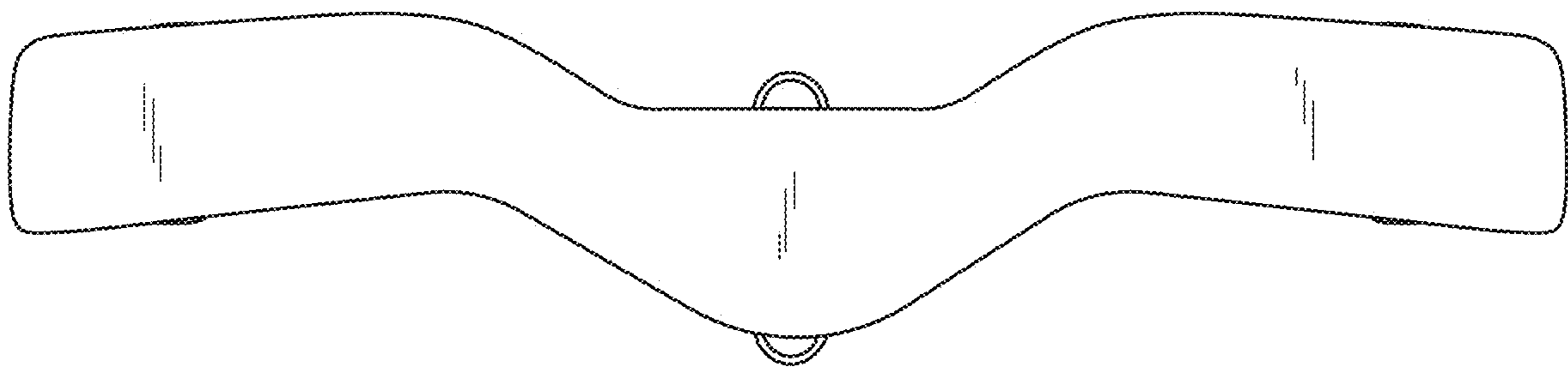


FIG. 3

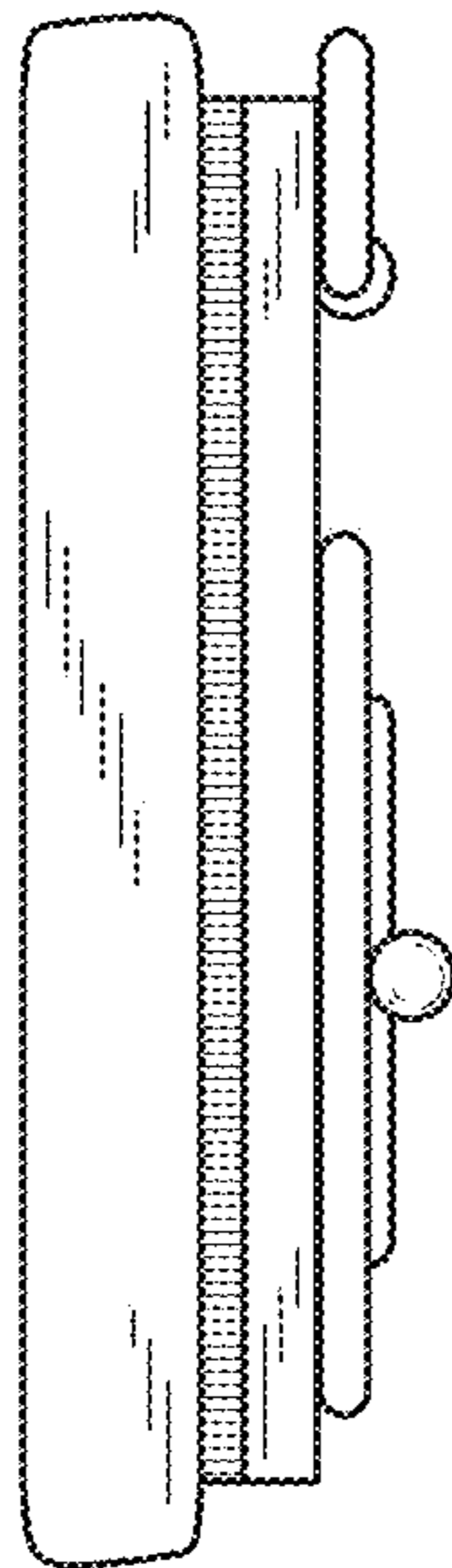


FIG. 4

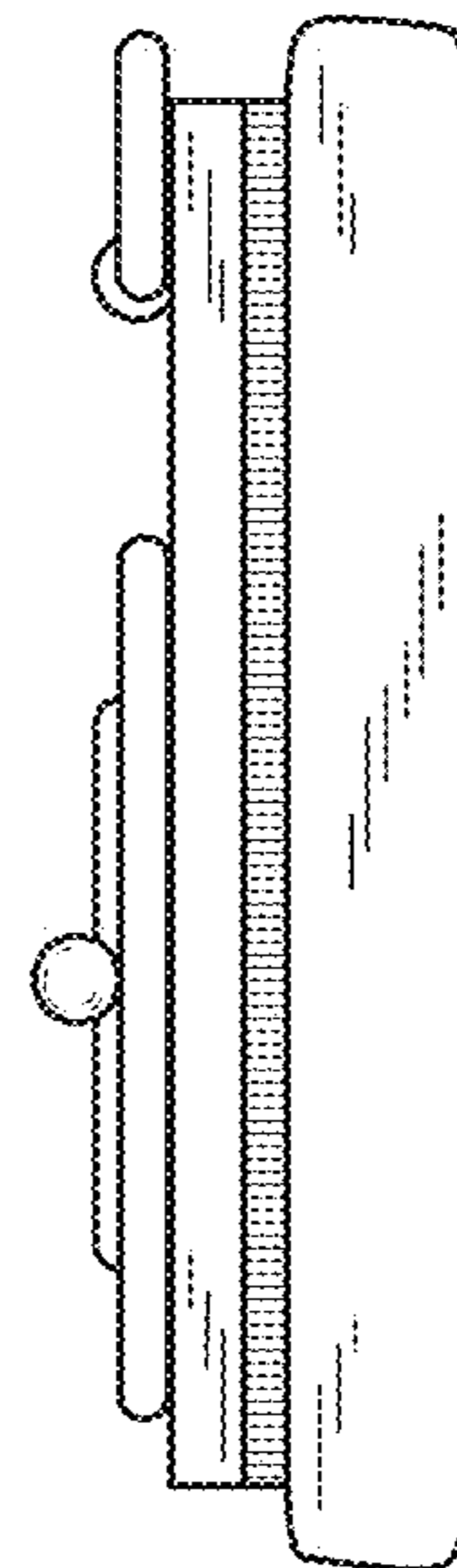


FIG. 5

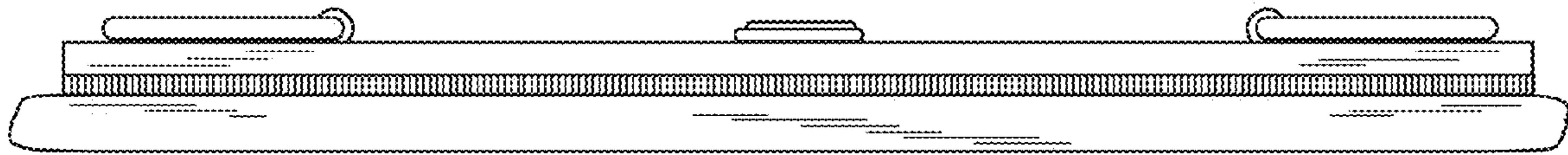


FIG. 6




FIG. 7