



US00D917082S

(12) **United States Design Patent**  
**Zhou**

(10) **Patent No.:** **US D917,082 S**  
(45) **Date of Patent:** **\*\* Apr. 20, 2021**

- (54) **LAMPS**
- (71) Applicant: **YIWU PUHONG TRADING CO., LTD**, Yiwu (CN)
- (72) Inventor: **Hongxue Zhou**, Linhai (CN)
- (73) Assignee: **YIWU PUHONG TRADING CO., LTD**, Yiwu (CN)
- (\*\*) Term: **15 Years**
- (21) Appl. No.: **29/753,143**
- (22) Filed: **Sep. 30, 2020**
- (51) **LOC (13) Cl.** ..... **26-25**
- (52) **U.S. Cl.**  
USPC ..... **D26/25**
- (58) **Field of Classification Search**  
USPC ..... D26/2, 25, 67, 68; D11/118, 128, 576, D11/629  
CPC .... F21S 4/00; F21S 4/001; F21S 4/002; F21S 4/003; F21S 4/005; F21W 2121/00; F21W 2121/004  
See application file for complete search history.

(56) **References Cited**

**U.S. PATENT DOCUMENTS**

D258,898 S *	4/1981	Grandish	.....	D11/118
D323,195 S *	1/1992	Gehlbach	.....	A63H 3/365
				D11/118
D406,790 S *	3/1999	Leather	.....	D11/157
D479,618 S	9/2003	Lamonto		
6,617,803 B2 *	9/2003	Harris	.....	H05B 47/23
				315/185 R
D541,462 S *	4/2007	Mama	.....	D26/2

D554,790 S *	11/2007	Graham	.....	D26/25
D565,209 S	3/2008	Van Dyn Hoven		
D703,391 S *	4/2014	Ganahl	.....	D11/118
D827,898 S *	9/2018	Li	.....	D26/67
10,247,391 B2 *	4/2019	Adams, IV	.....	F16M 1/00
D869,013 S *	12/2019	Zhu	.....	D26/25
2007/0223321 A1 *	9/2007	Helwegen	.....	G11B 7/0857
				369/30.1
2016/0025309 A1 *	1/2016	Zhang	.....	F21V 21/0824
				362/382
2018/0187867 A1 *	7/2018	Adams, IV	.....	F21V 21/0824

\* cited by examiner

*Primary Examiner* — Brian N. Vinson

(57) **CLAIM**


The ornamental design for lamps, as shown and described.

**DESCRIPTION**

FIG. 1 is a perspective view of lamps showing my new design;  
 FIG. 2 is another perspective view thereof;  
 FIG. 3 is a front elevational view thereof;  
 FIG. 4 is a rear elevational view thereof;  
 FIG. 5 is a left side elevational view thereof;  
 FIG. 6 is a right side elevational view thereof;  
 FIG. 7 is a top plan view thereof;  
 FIG. 8 is a bottom plan view thereof; and,  
 FIG. 9 is a perspective view of the lamps in a configuration of use.

The lamps are shown with a symbolic break in its length and the appearance of any portion of the lamps between the break lines form no part of the claimed design. The broken lines in the drawings depict portions of the lamps that form no part of the claimed design.

**1 Claim, 9 Drawing Sheets**






FIG. 1




FIG. 2




FIG. 3




FIG. 4



FIG. 5

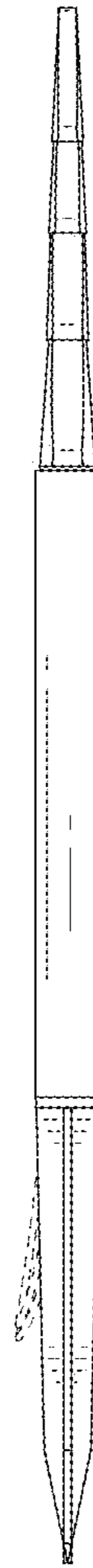


FIG. 6

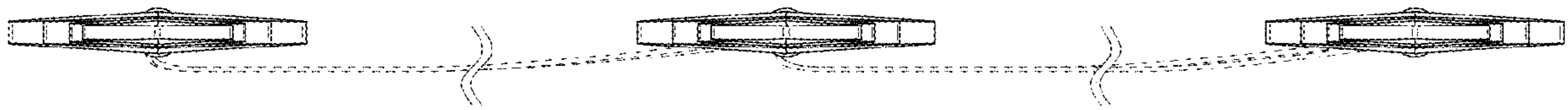


FIG. 7



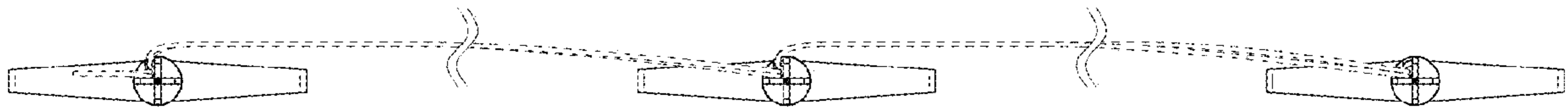


FIG. 8

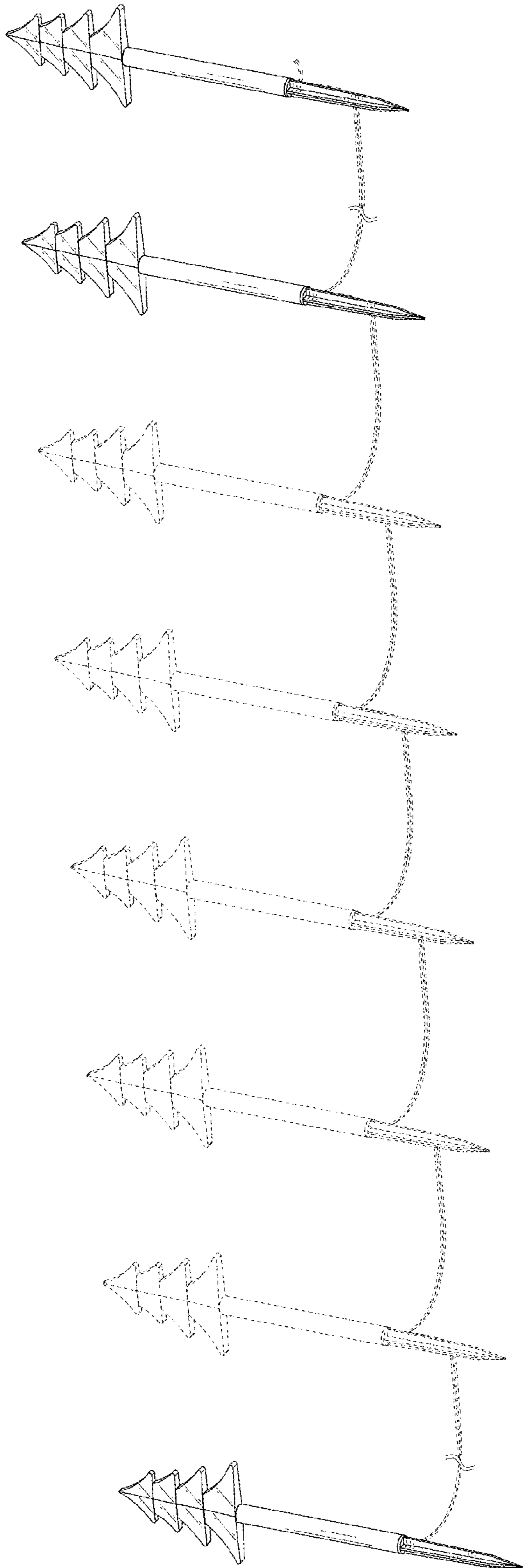


FIG. 9