



US00D917038S

(12) **United States Design Patent**
Lewis

(10) **Patent No.:** **US D917,038 S**
(45) **Date of Patent:** **** Apr. 20, 2021**

- (54) **BODY FOR A PORTABLE FAN**
- (71) Applicant: **Lasko Operation Holdings LLC**,
Wilmington, DE (US)
- (72) Inventor: **William Lewis**, Exton, PA (US)
- (73) Assignee: **Lasko Operation Holdings LLC**,
Wilmington, DE (US)
- (**) Term: **15 Years**
- (21) Appl. No.: **29/700,524**
- (22) Filed: **Aug. 2, 2019**
- (51) **LOC (13) Cl.** **23-04**
- (52) **U.S. Cl.**
USPC **D23/378**
- (58) **Field of Classification Search**
USPC D23/332, 333, 335-337, 364, 370, 378,
D23/379, 381-383
CPC F04D 25/08; F04D 29/38; F04D 29/384;
F04D 29/386; F04D 29/48; F24H 3/0417
See application file for complete search history.

(56) **References Cited**

U.S. PATENT DOCUMENTS

- D492,023 S * 6/2004 Dooley D23/378
- D514,684 S * 2/2006 Lee D23/370
- D651,706 S * 1/2012 Sidell D23/378
- D657,861 S * 4/2012 Lewis D23/378
- D672,866 S * 12/2012 Levano D23/411

- D684,677 S * 6/2013 Shapiro D23/378
- D739,511 S * 9/2015 Shapiro D23/332
- D776,248 S * 1/2017 Lewis D23/378
- D802,739 S * 11/2017 Kim D23/378
- D811,567 S * 2/2018 Lopez D23/351
- D832,992 S * 11/2018 Shapiro D23/378
- 2001/0031137 A1 * 10/2001 Jones-Lawlor F04D 29/601
392/367

* cited by examiner

Primary Examiner — Cathron C Brooks

Assistant Examiner — Sharon S Oum

(74) *Attorney, Agent, or Firm* — Troutman Pepper
Hamilton Sanders LLP

(57) **CLAIM**

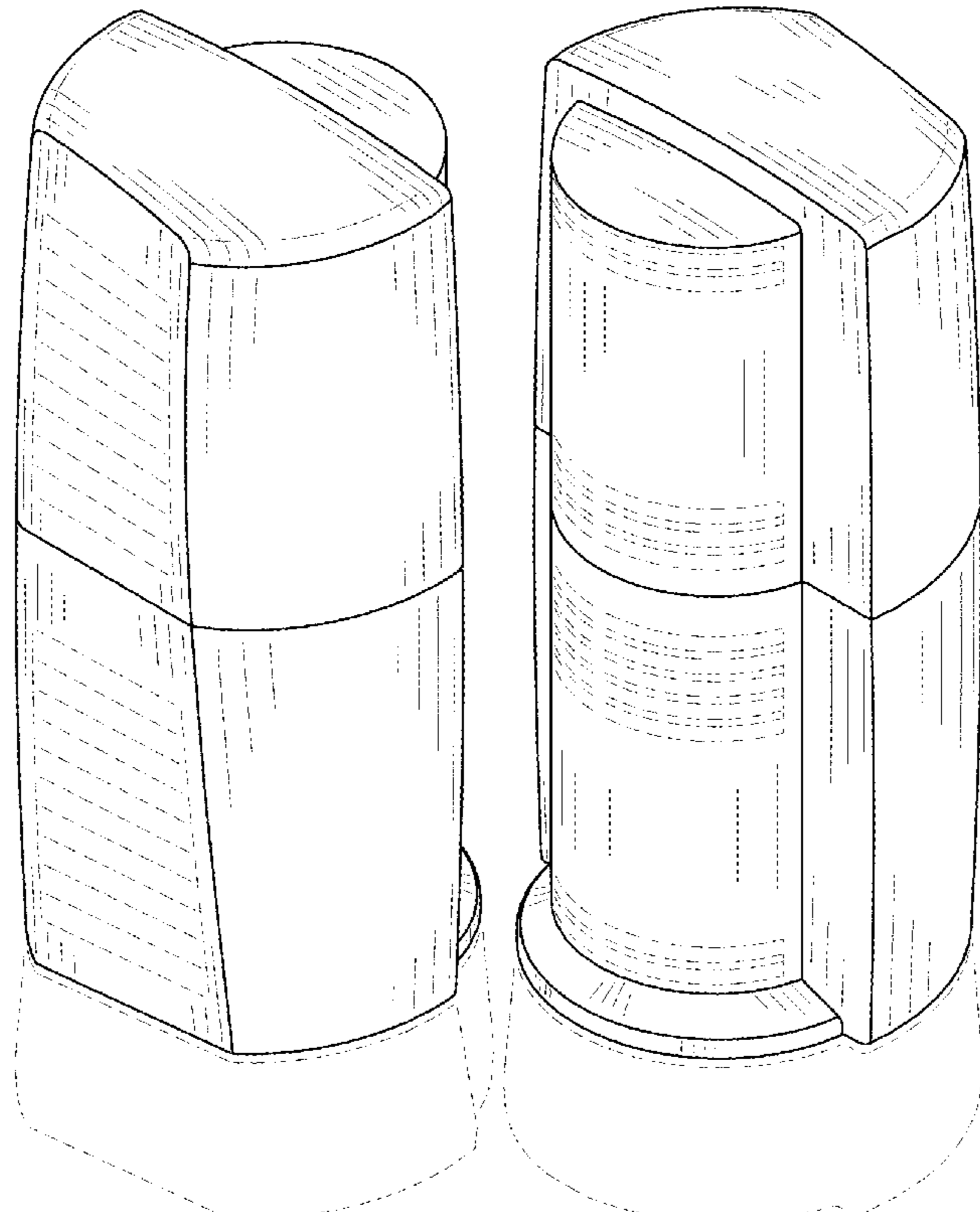
The ornamental design for a body for a portable fan, as shown and described.

DESCRIPTION

FIG. 1 is a right side front perspective view of a body for a portable fan showing my new design;
FIG. 2 is a left side rear perspective view thereof;
FIG. 3 is a front elevation view thereof;
FIG. 4 is a right side elevation view thereof;
FIG. 5 is a left side elevation view thereof;
FIG. 6 is a rear elevation view thereof; and,
FIG. 7 is a top plan view thereof.

The broken lines showing of front grills, rear grills, and support base represent portions of the body for a portable fan that form no part of the claimed design.

1 Claim, 7 Drawing Sheets



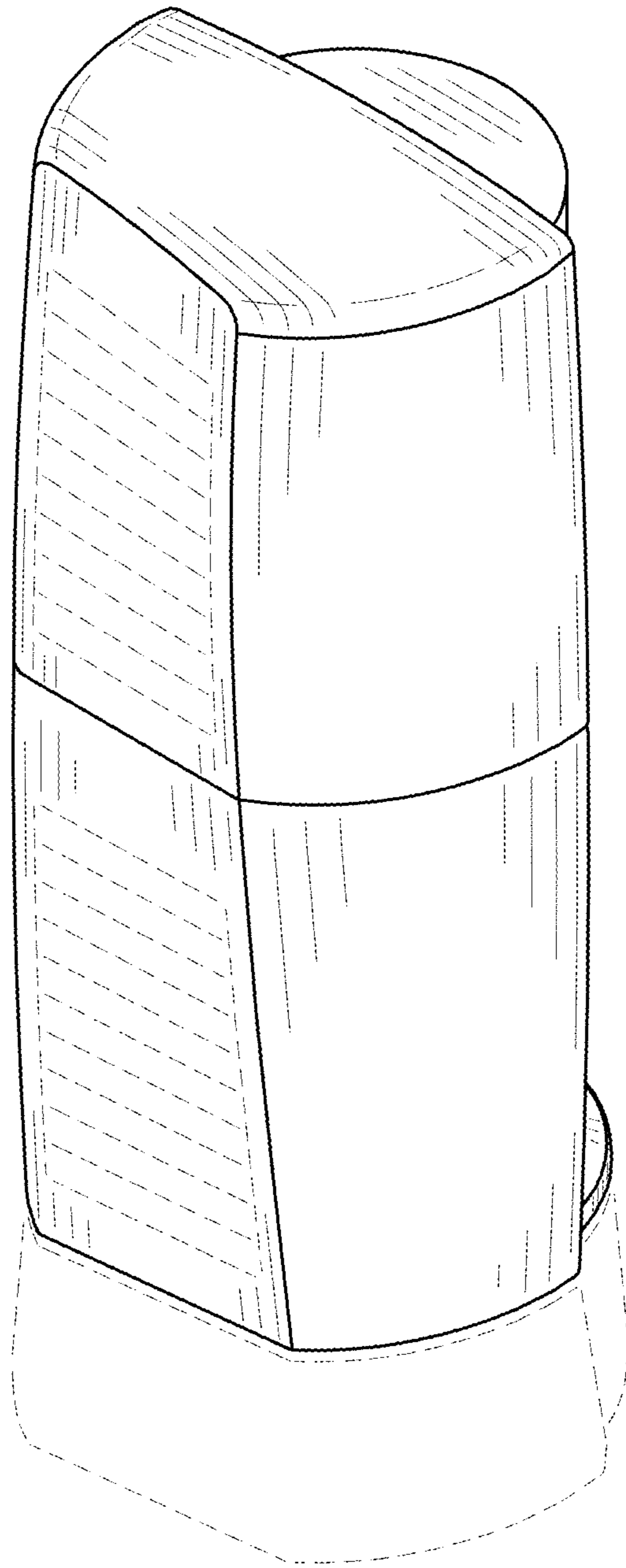


FIG. 1

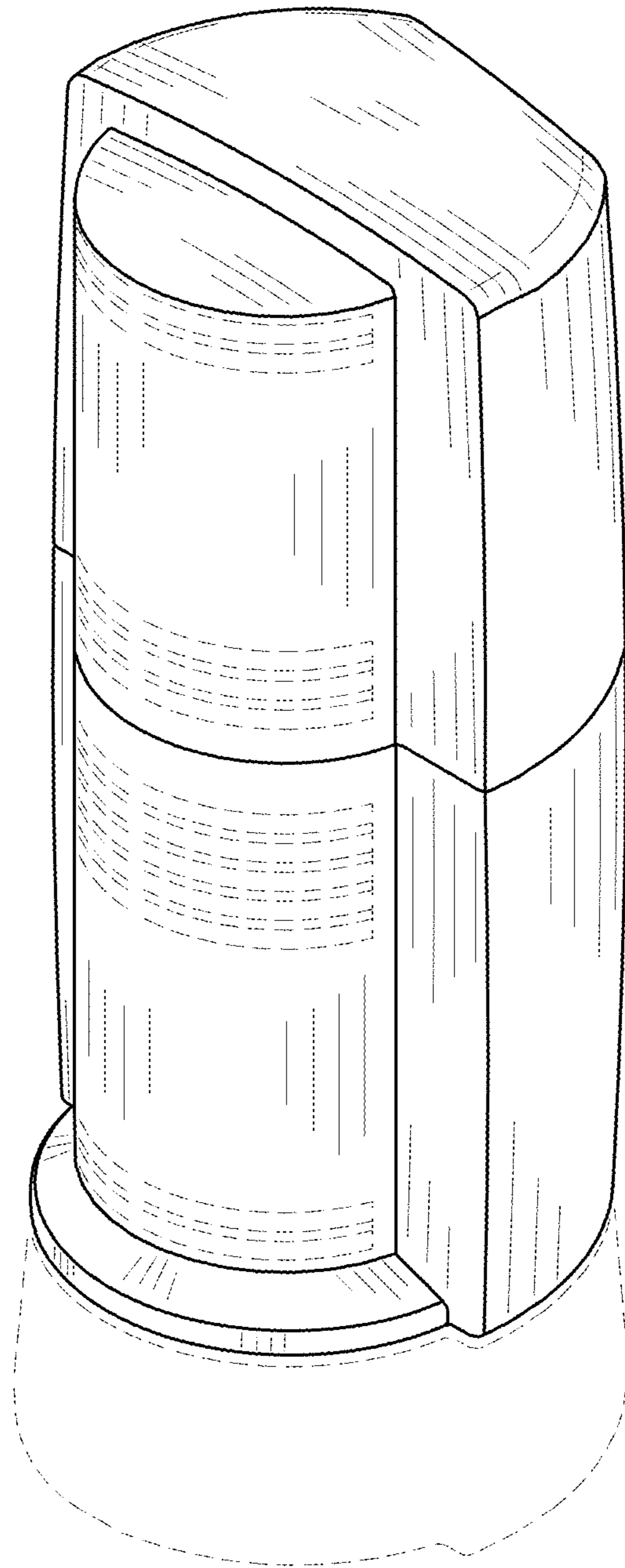


FIG. 2

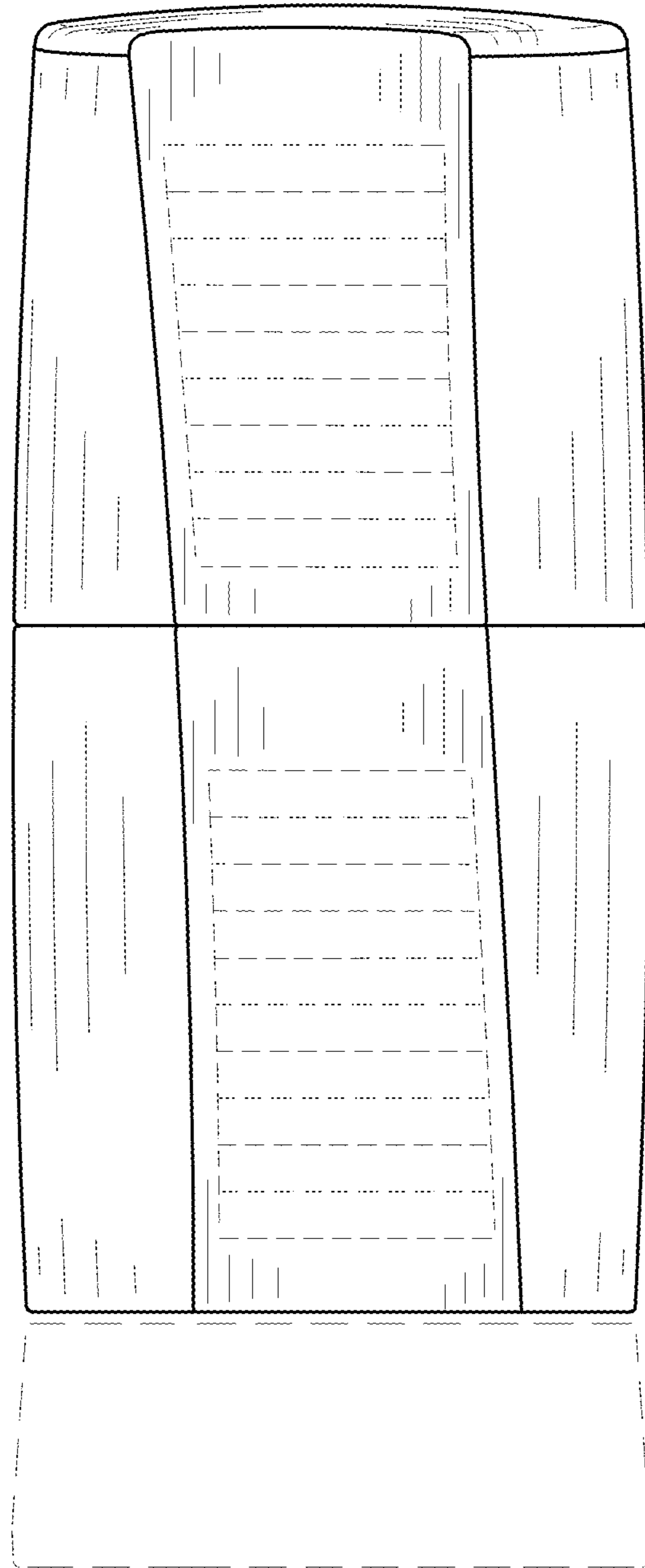


FIG. 3

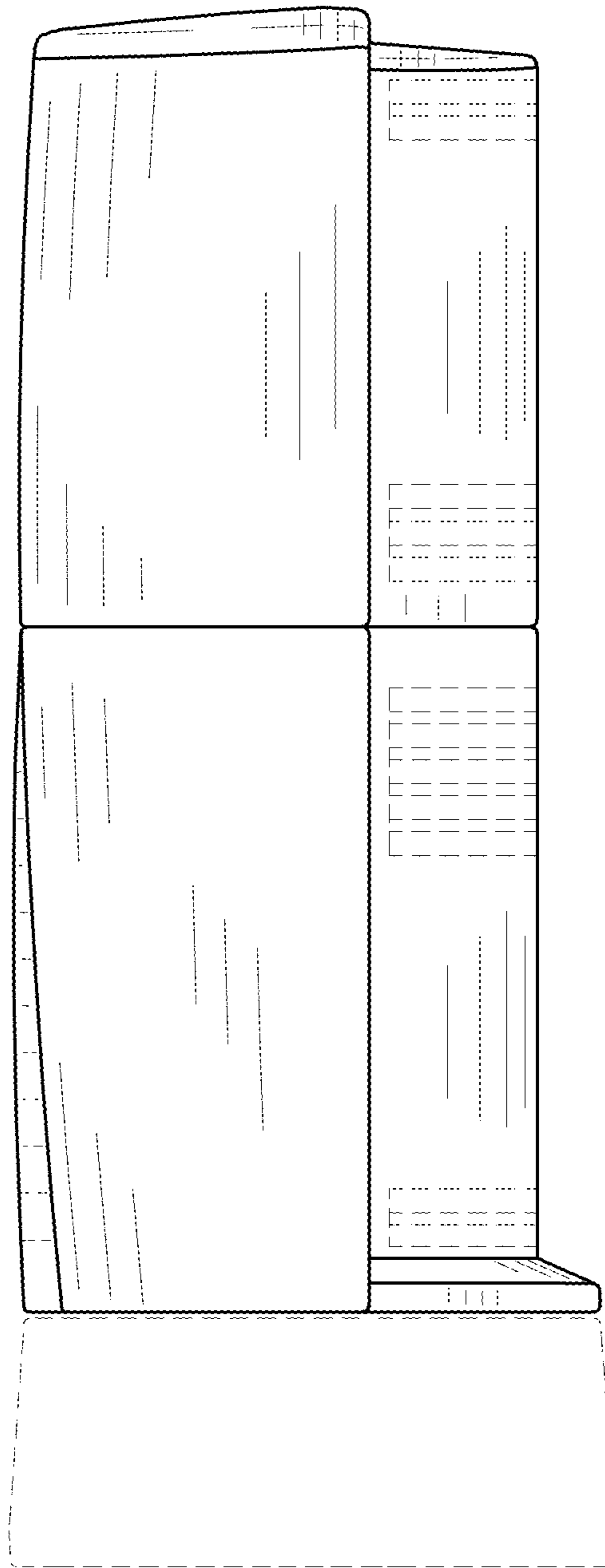


FIG. 4




FIG. 5




FIG. 6

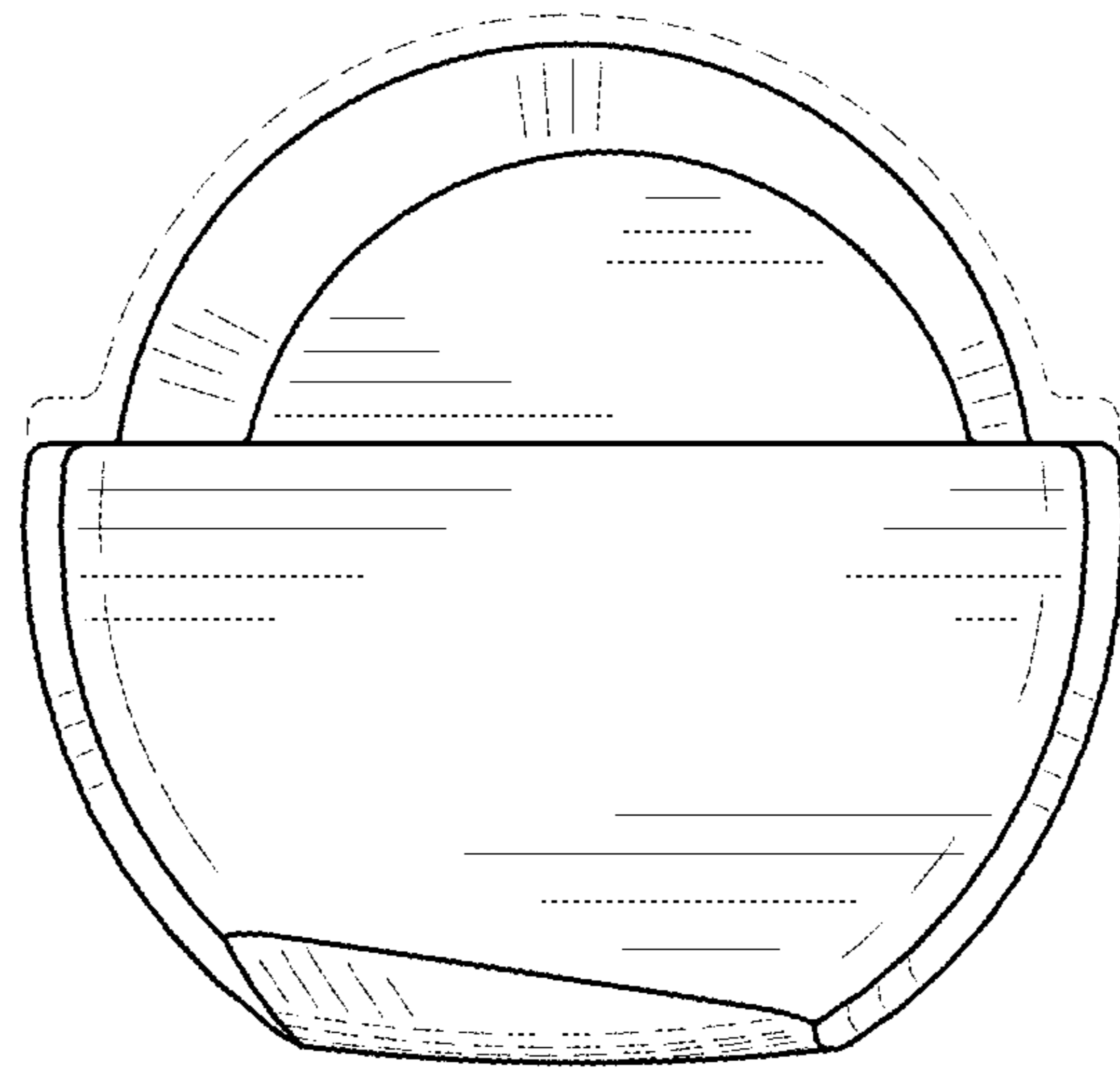


FIG. 7