



US00D917023S

(12) **United States Design Patent** (10) **Patent No.:** **US D917,023 S**  
**Huang et al.** (45) **Date of Patent:** **\*\* Apr. 20, 2021**

(54) **WATERING CONNECTOR**  
(71) Applicant: **Fiskars Finland Oy Ab**, Helsinki (FI)  
(72) Inventors: **Chao Huang**, Helsinki (FI); **Sami Lyytikäinen**, Helsinki (FI)  
(73) Assignee: **FISKARS FINLAND OY AB**, Helsinki (FI)  
(\*\*) Term: **15 Years**  
(21) Appl. No.: **29/715,579**  
(22) Filed: **Dec. 3, 2019**

(30) **Foreign Application Priority Data**  
Jun. 4, 2019 (EM) ..... 006565586  
(51) **LOC (13) Cl.** ..... **23-01**  
(52) **U.S. Cl.**  
USPC ..... **D23/262**  
(58) **Field of Classification Search**  
USPC ..... 137/551-552; 251/331; D23/213, 233,  
D23/235, 259-262, 264-266, 249;  
285/91, 345, 377, 388, 390, 16, 45,  
285/148.22, 148.26, 244, 384, 395, 420,  
285/189; D24/112, 127, 129, 108, 110.6,  
D24/113, 130; D13/133, 154-156;  
138/109; 604/535  
CPC ..... F16L 11/00  
See application file for complete search history.

(56) **References Cited**  
**U.S. PATENT DOCUMENTS**  
D438,603 S \* 3/2001 Chao ..... D23/262  
D458,352 S \* 6/2002 Chen ..... D23/262

D575,377 S \* 8/2008 Roman ..... D23/259  
D613,372 S \* 4/2010 Zore ..... D23/233  
D687,528 S \* 8/2013 Meyer ..... D23/262  
D706,904 S \* 6/2014 Faraon Chaul Huerta .. D23/233  
D733,846 S \* 7/2015 Guest ..... D23/262  
D748,762 S \* 2/2016 Naslund ..... D23/262  
D822,800 S \* 7/2018 Naslund ..... D23/262  
2010/0295292 A1\* 11/2010 Wang ..... F16L 33/224  
285/24  
2013/0181446 A1\* 7/2013 Le Clinche ..... F16L 37/0915  
285/345  
2013/0257043 A1\* 10/2013 Guest ..... F16L 37/101  
285/322  
2020/0256490 A1\* 8/2020 Garceau ..... F16L 33/2073

\* cited by examiner

*Primary Examiner* — Amy C Wierenga  
(74) *Attorney, Agent, or Firm* — Leason Ellis LLP

(57) **CLAIM**

The ornamental design for a watering connector, as shown and described.

**DESCRIPTION**

FIG. 1 is a perspective view of our watering connector according to our new design;  
FIG. 2 is a front elevation view thereof;  
FIG. 3 is a rear elevation view thereof;  
FIG. 4 is a right side elevation view thereof;  
FIG. 5 is a left side elevation view thereof;  
FIG. 6 is a top view thereof; and,  
FIG. 7 is a bottom plan view thereof.  
The perspective view of FIG. 1 shows an interior of the watering connector that is rotationally symmetric as shown in FIG. 2.

**1 Claim, 7 Drawing Sheets**








FIG. 1






FIG. 2






FIG. 3






FIG. 4






FIG. 5






FIG. 6






FIG. 7