



US00D916983S

(12) **United States Design Patent** (10) **Patent No.:** **US D916,983 S**
Reese (45) **Date of Patent:** **** Apr. 20, 2021**

(54) **TOY MUSICAL INSTRUMENT**
(71) Applicant: **Kids II Hape Joint Venture Limited,**
Hong Kong (CN)
(72) Inventor: **Bradford Reese,** Decatur, GA (US)
(73) Assignee: **Kids II Hape Joint Venture Limited,**
Hong Kong (CN)
(**) Term: **15 Years**
(21) Appl. No.: **29/704,244**
(22) Filed: **Sep. 3, 2019**

(56) **References Cited**
U.S. PATENT DOCUMENTS
D328,915 S * 8/1992 Sato D17/22
5,801,320 A * 9/1998 Segan G10D 13/02
84/738
D401,612 S * 11/1998 Takei D17/22
D412,540 S * 8/1999 Chen 446/408
D457,196 S * 5/2002 Yamazaki D21/405
D472,587 S * 4/2003 Chan D21/405
D477,371 S * 7/2003 Niu D17/22
7,019,206 B2 * 3/2006 Mishima G10H 3/14
84/411 R
D602,515 S * 10/2009 Walter D17/22
D681,716 S * 5/2013 Izen D17/22
10,102,835 B1 * 10/2018 Shah G06F 3/017
D838,310 S * 1/2019 Murray D17/22
2002/0062726 A1 * 5/2002 Abe G10H 3/146
84/464 A
2002/0062729 A1 * 5/2002 Sagastegui G10D 13/03
84/738

Related U.S. Application Data

(63) Continuation of application No. 16/241,601, filed on
Jan. 7, 2019.
(51) **LOC (13) Cl.** **21-01**
(52) **U.S. Cl.**
USPC **D21/405; D17/22**
(58) **Field of Classification Search**
USPC D21/405, 409, 410; D17/22, 23;
D19/59, 60; 446/143, 175, 408, 484;
84/470 R, 477 R, 411 R, 420, 421, 411 P;
984/151
CPC A63H 5/00; A63H 2200/00; A63H 33/22;
A63H 33/26; G10H 2230/055; G10H
2230/075; G10H 2230/111; G10H
2230/121; G10H 2230/131; G10H
2230/145; G10H 2230/00; G10H 1/32;
G10H 1/34; G10H 1/342; G10H
2230/251; G10H 2230/255; G10H
2230/275; G10H 2230/281; G10H
2230/285; G10D 13/02; G10D 13/03;
G10D 13/10
See application file for complete search history.

(Continued)

FOREIGN PATENT DOCUMENTS

CN 301385981 * 11/2010
CN 302416133 * 4/2013

(Continued)


Primary Examiner — Catherine A Tuttle
(74) *Attorney, Agent, or Firm* — Sterne, Kessler,
Goldstein & Fox P.L.L.C.

(57) **CLAIM**
The ornamental design for a toy musical instrument, as
shown and described.

DESCRIPTION

FIG. 1 is a top front perspective view of the toy musical
instrument showing my new design; and,
FIG. 2 is another top and front perspective view thereof.
The broken lines depict elements of the toy musical instru-
ment that form no part of the claimed design.

1 Claim, 1 Drawing Sheet



(56)

References Cited

U.S. PATENT DOCUMENTS

2004/0154458 A1* 8/2004 Coleman G09B 15/00
84/470 R
2007/0017335 A1* 1/2007 Marwede G10D 13/10
84/411 R
2009/0258686 A1* 10/2009 McCauley A63F 13/42
463/7
2012/0115392 A1* 5/2012 Chu A63H 3/28
446/369
2017/0213531 A1* 7/2017 Murray G10D 13/16
2019/0212843 A1* 7/2019 Reese G06F 3/044

FOREIGN PATENT DOCUMENTS

CN 302469005 * 6/2013
CN 302662565 * 11/2013
CN 302790398 * 4/2014
CN 302896102 * 7/2014
CN 303144583 * 3/2015
CN 303267167 * 7/2015
EP 0667604 A2 * 8/1995 G06F 3/0325
EP 2677516 A2 * 12/2013 G10H 3/146
WO WO-2020091022 A1 * 5/2020 G10H 1/34

* cited by examiner

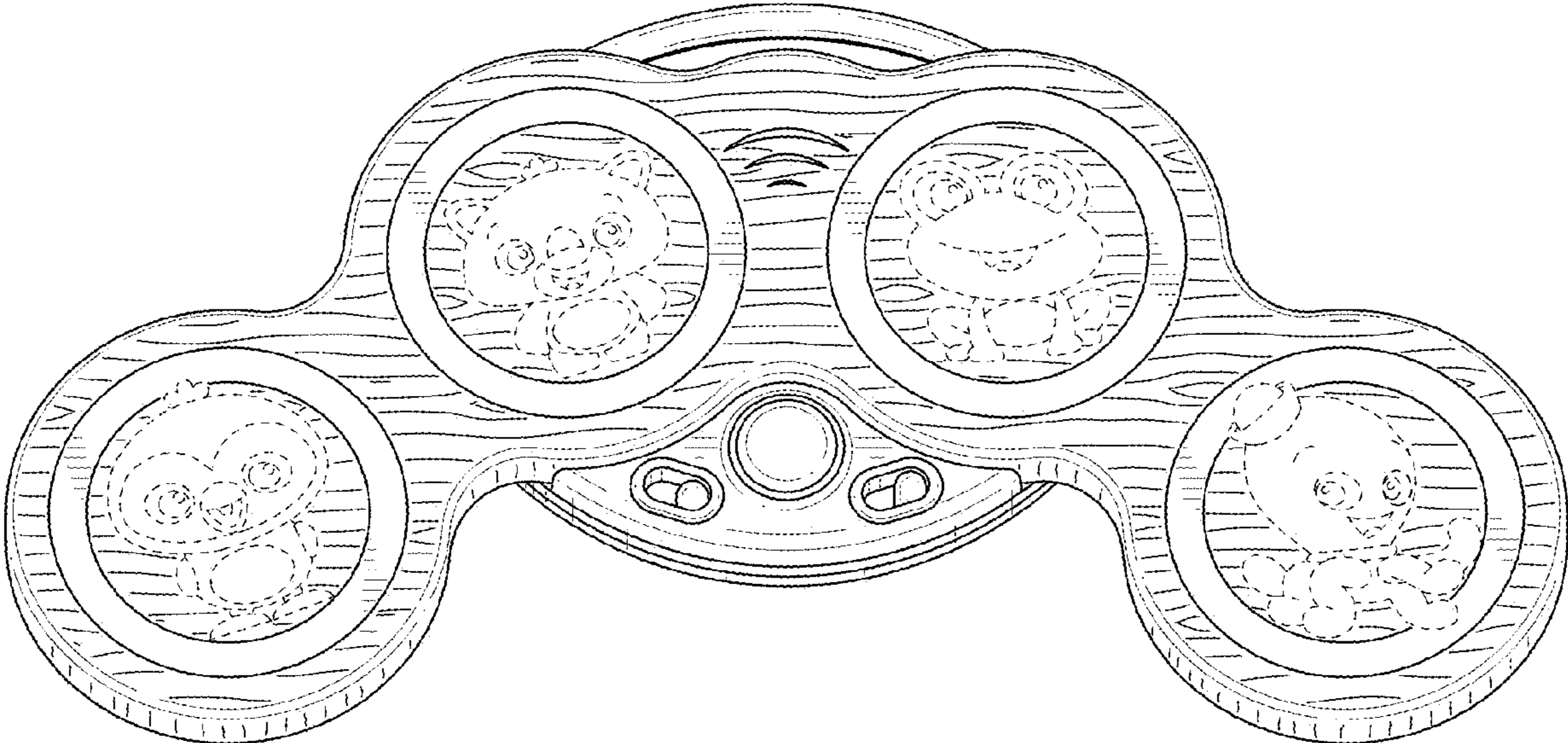


FIG. 1

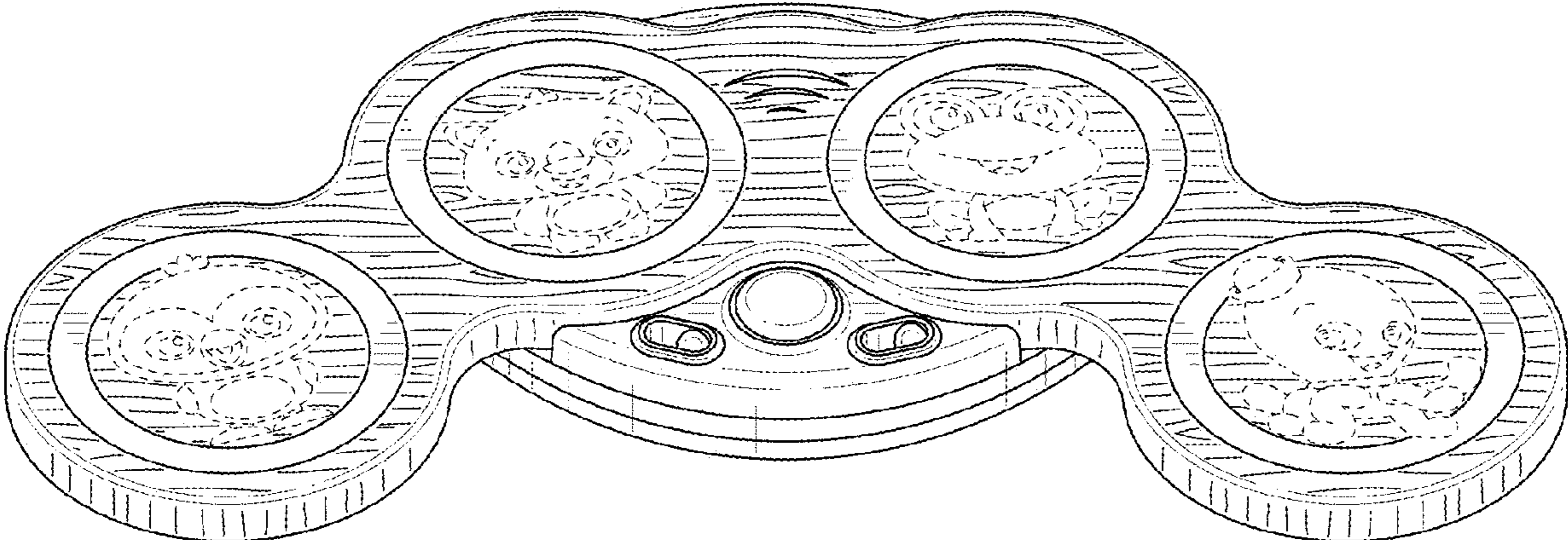


FIG. 2