



US00D916857S

(12) **United States Design Patent**
Na et al.

(10) **Patent No.:** **US D916,857 S**
(45) **Date of Patent:** **** Apr. 20, 2021**

(54) **DISPLAY SCREEN OR PORTION THEREOF WITH TRANSITIONAL GRAPHICAL USER INTERFACE**

Primary Examiner — Melanie H Tung
Assistant Examiner — Darmawan Truong
(74) *Attorney, Agent, or Firm* — McAndrews Held & Malloy, Ltd.

(71) Applicant: **Samsung Electronics Co., Ltd.**,
Suwon-si (KR)

(72) Inventors: **Minwook Na**, Suwon-si (KR); **Jaeho Ko**, Suwon-si (KR); **Kyungmin Kim**, Suwon-si (KR); **Heewoon Kim**, Suwon-si (KR); **Heungkyo Seo**, Suwon-si (KR); **Seowon Choi**, Suwon-si (KR)

(57) **CLAIM**

The ornamental design for a display screen or portion thereof with transitional graphical user interface, as shown and described.

(73) Assignee: **SAMSUNG ELECTRONICS CO., LTD.**, Suwon-si (KR)

DESCRIPTION

(**) Term: **15 Years**

(21) Appl. No.: **29/713,233**

(22) Filed: **Nov. 14, 2019**

(30) **Foreign Application Priority Data**

Jul. 31, 2019 (KR) 30-2019-0036633

(51) **LOC (13) Cl.** **14-04**

(52) **U.S. Cl.**
USPC **D14/487**; D14/488

(58) **Field of Classification Search**
USPC D14/485–95
CPC G06F 3/48; G06F 3/0481; G06F 3/04812; G06F 3/04817; G06F 3/0482; G06F 3/0483; G06F 3/0484; G06F 3/04847; G06F 3/0488; G06F 3/04886; G06F 3/0489

See application file for complete search history.

(56) **References Cited**

U.S. PATENT DOCUMENTS

D644,662 S * 9/2011 Gardner D14/495
D738,910 S * 9/2015 Drozd D14/488


(Continued)

FIG. 1 is the first image in a sequence for a display screen or portion thereof with transitional graphical user interface showing our new design according to a first embodiment; FIG. 2 is the second image thereof; FIG. 3 is the third image thereof; FIG. 4 is the fourth image thereof; FIG. 5 is the fifth image thereof; FIG. 6 is the sixth image thereof; FIG. 7 is the first image in a sequence for a display screen or portion thereof with transitional graphical user interface showing our new design according to a second embodiment; FIG. 8 is the second image thereof; FIG. 9 is the third image thereof; FIG. 10 is the fourth image thereof; FIG. 11 is the fifth image thereof; and, FIG. 12 is the sixth image thereof.

The outer perimeter shown in broken line in the drawings illustrates a display screen or portion thereof and forms no part of the claimed design. The remaining broken lines in the drawings illustrate portions of the transitional graphical user interface that form no part of the claimed design.

The appearance of the transitional graphical user interface sequentially transitions between the images shown in FIGS. 1-6 and 7-12, respectively. The process or period in which one image transitions to another image forms no part of the claimed design.

1 Claim, 12 Drawing Sheets



(56)

References Cited

U.S. PATENT DOCUMENTS

D771,701	S	11/2016	Ostrowski et al.	
D772,919	S *	11/2016	Jiang	D14/487
D772,934	S	11/2016	Ostrowski et al.	
D788,152	S *	5/2017	Ovaice	D14/487
D793,424	S *	8/2017	Bao	D14/488
D800,765	S *	10/2017	Stoksik	D14/488
D801,991	S	11/2017	Jon et al.	
D812,640	S *	3/2018	Spector	D14/488
D816,702	S *	5/2018	Jeong	D14/486
D819,659	S *	6/2018	Wada	D14/485
D828,385	S *	9/2018	Nilsson	D14/488
D828,388	S *	9/2018	Bao	D14/488
D832,294	S *	10/2018	Wormer	D14/486
D834,049	S *	11/2018	Cinek	D14/486
D836,134	S *	12/2018	Hong	D14/492
D837,814	S *	1/2019	Lamperti	D14/486
D844,020	S *	3/2019	Spector	D14/486
D847,831	S *	5/2019	Alvarez	D14/485
D849,027	S *	5/2019	Rocha	D14/486
D864,245	S *	10/2019	Szeto	D14/491
D873,850	S *	1/2020	Mu	D14/488
D875,757	S *	2/2020	Feng	D14/486
D881,919	S *	4/2020	Elgena	D14/486
D885,412	S *	5/2020	Alvarez	D14/486
D894,949	S *	9/2020	Shuttleworth	D14/488
D900,845	S *	11/2020	Tomori	D14/486
2008/0270931	A1 *	10/2008	Bamford	G06F 3/0485 715/777
2013/0332721	A1 *	12/2013	Chaudhri	G06F 3/016 713/100
2014/0370857	A1 *	12/2014	Bovis	H04M 1/64 455/414.1
2016/0188171	A1 *	6/2016	Dye	G06F 3/04817 715/810

* cited by examiner

FIG. 1




FIG. 2




FIG. 3




FIG. 4




FIG. 5




FIG. 6




FIG. 7




FIG. 8




FIG. 9




FIG. 10




FIG. 11




FIG. 12

