

US00D916837S

(12) **United States Design Patent**
Morrell et al.

(10) **Patent No.:** **US D916,837 S**

(45) **Date of Patent:** **** Apr. 20, 2021**

(54) **DISPLAY SCREEN OR PORTION THEREOF WITH TRANSITIONAL GRAPHICAL USER INTERFACE**

D709,517 S * 7/2014 Meegan D14/486
D766,268 S * 9/2016 Katz G06Q 30/0269
D14/485

D777,181 S 1/2017 Hoard et al.

(Continued)

(71) Applicant: **MagMutual Intermediate Holding Company**, Atlanta, GA (US)

OTHER PUBLICATIONS

(72) Inventors: **Neil Morrell**, Atlanta, GA (US); **Sallie Graves**, Atlanta, GA (US)

US 10,192,005 B2, 01/2019, Yeager et al. (withdrawn)

(Continued)

(73) Assignee: **MagMutual Intermediate Holding Company**, Atlanta, GA (US)

Primary Examiner — Katherine A Holbrow

(74) *Attorney, Agent, or Firm* — Philip H. Burrus, IV

(**) Term: **15 Years**

(57) **CLAIM**

(21) Appl. No.: **29/705,232**

The ornamental design for a display screen or portion thereof with transitional graphical user interface, as shown and described.

(22) Filed: **Sep. 10, 2019**

DESCRIPTION

(51) **LOC (13) Cl.** **14-04**

(52) **U.S. Cl.**

USPC **D14/486**; D14/488

(58) **Field of Classification Search**

USPC D14/485–495

CPC ... G06Q 40/08; G06Q 40/125; G06Q 10/0635

See application file for complete search history.

FIG. 1 is a front view of a display screen or portion thereof with transitional graphical user interface showing a first image in a sequence, showing our new design; FIG. 2 is a front view showing a second image thereof; FIG. 3 is a front view showing a third image thereof; FIG. 4 is a front view showing a fourth image thereof; FIG. 5 is a front view showing a fifth image thereof; FIG. 6 is a front view showing a sixth image thereof; FIG. 7 is a front view showing a seventh image thereof; FIG. 8 is a front view showing an eighth image thereof; and, FIG. 9 is a front view showing a ninth image thereof.

The appearance of the transitional image sequentially transitions between the images shown in FIGS. 1-9. The process or period in which one image transitions to another image forms no part of the claimed design.

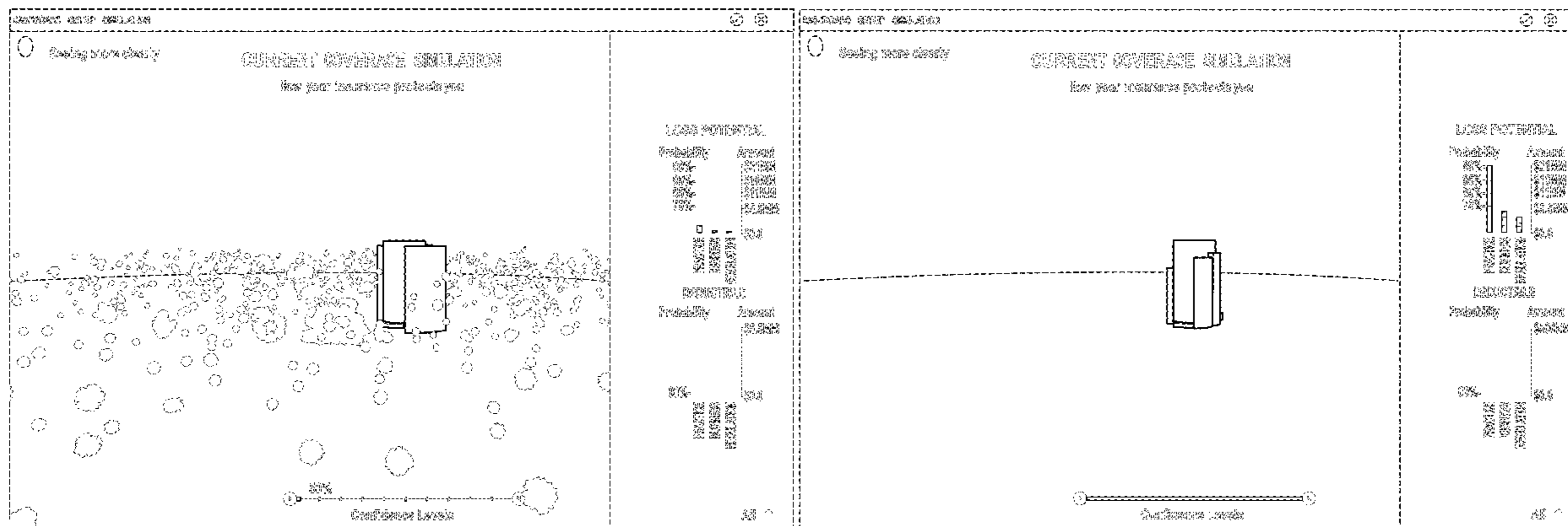
The outer broken lines in the figures depict a display screen or portion thereof and form no part of the claimed design. The remainder of the broken lines in the figures depict portions of the graphical user interface that form no part of the claimed design.

(56) **References Cited**

U.S. PATENT DOCUMENTS

6,307,576 B1	10/2001	Rosenfeld	
6,611,278 B2	8/2003	Rosenfeld	
D503,179 S	3/2005	Kolawa et al.	
D602,027 S *	10/2009	Queric	D14/485
D602,028 S *	10/2009	Queric	D14/485
D602,034 S *	10/2009	Vu	D14/485
D612,861 S	3/2010	Lee	
D664,983 S *	8/2012	Moreau	D14/488
D667,423 S	9/2012	Nagamine	
D696,680 S *	12/2013	Bae	D14/486
D697,932 S	1/2014	Lee et al.	
D703,690 S *	4/2014	MacCubbin	D14/488

1 Claim, 9 Drawing Sheets



(56)

References Cited

U.S. PATENT DOCUMENTS

D788,813 S * 6/2017 Tursi D14/489
 D791,781 S * 7/2017 Donarski D14/485
 D791,815 S * 7/2017 Dzijind D14/488
 D797,777 S * 9/2017 Ochocinski D14/486
 D807,378 S 1/2018 Imamura et al.
 D809,531 S * 2/2018 Ayvazian D14/485
 9,978,033 B1 5/2018 Payne et al.
 D821,411 S * 6/2018 McNeil D14/485
 10,121,281 B2 11/2018 Matjasko et al.
 10,127,583 B2 11/2018 Sundaresan et al.
 10,140,386 B2 11/2018 Kagan et al.
 10,180,933 B2 1/2019 Chavoustie et al.
 10,223,760 B2 3/2019 Ananthanpillai et al.
 10,235,027 B2 3/2019 Trauth
 10,248,631 B2 4/2019 Amacker
 10,248,962 B2 4/2019 Mitchell et al.
 10,255,335 B2 4/2019 Ding
 10,262,466 B2 4/2019 Guo et al.
 D848,450 S 5/2019 Peeten et al.
 D849,049 S * 5/2019 Niven D14/489
 D849,776 S * 5/2019 Bassett D14/486
 D851,109 S 6/2019 Gualtieri
 D872,121 S * 1/2020 Einspahr D14/488
 D902,220 S * 11/2020 Mitti D14/485
 D902,229 S 11/2020 Chitalia et al.
 2001/0027388 A1 * 10/2001 Beverina G06Q 20/206
 703/22
 2014/0208241 A1 * 7/2014 Charles G06F 3/0482
 715/760
 2014/0365389 A1 12/2014 Cheek et al.
 2015/0052441 A1 2/2015 Degioanni

2015/0058179 A1 2/2015 Pu et al.
 2018/0089272 A1 3/2018 Bath et al.
 2019/0294719 A1 9/2019 Beringer et al.

OTHER PUBLICATIONS

“Gamma Distribution—Wikipedia”, Viewed online Feb. 5, 2019 at https://en.wikipedia.org/wiki/Gamma_distribution; As published Jan. 20, 2019.
 “How normal distribution is different from gamma distribution? in theory and practice?”, Published Jun. 2, 2012 at Mathematics Stack Exchange; Viewed online Feb. 5, 2019 at <https://math.stackexchange.com/questions/53606/how-normal-distribution-is-different-from-gamma-distribution-in-theory-and-prac>.
 “Poisson Distribution”, Wikipedia; As published Jan. 13, 2019; Viewed online Feb. 5, 2019 at https://en.wikipedia.org/wiki/Poisson_distribution.
 “Rpois function”, RDocumentation; Viewed online Feb. 5, 2019 at <https://www.rdocumentation.org/packages/compositions/versions/1.40-2/topics/rpois>.
 “The Gamma Distribution”, Publication date unknown but prior to Feb. 5, 2019; Viewed online Feb. 5, 2019 at <http://astrostatistics.psu.edu/su07/R/html/stats/html/GammaDist.html>.
 Holbrow, Katherine, “NonFinal Office Action”, U.S. Appl. No. 29/705,230; filed Sep. 10, 2019, dated Jan. 12, 2021.
 Holbrow, Katherine, “NonFinal Office Action”, U.S. Appl. No. 29/705,233; filed Sep. 10, 2019.
 Holbrow, Katherine, “Notice of Allowance”, U.S. Appl. No. 29/705,234; filed Sep. 10, 2019; dated Jan. 13, 2021.
 Holbrow, Katherine A., “Notice of Allowance”, U.S. Appl. No. 29/705,229; filed Sep. 10, 2019; dated Jan. 13, 2021.

* cited by examiner

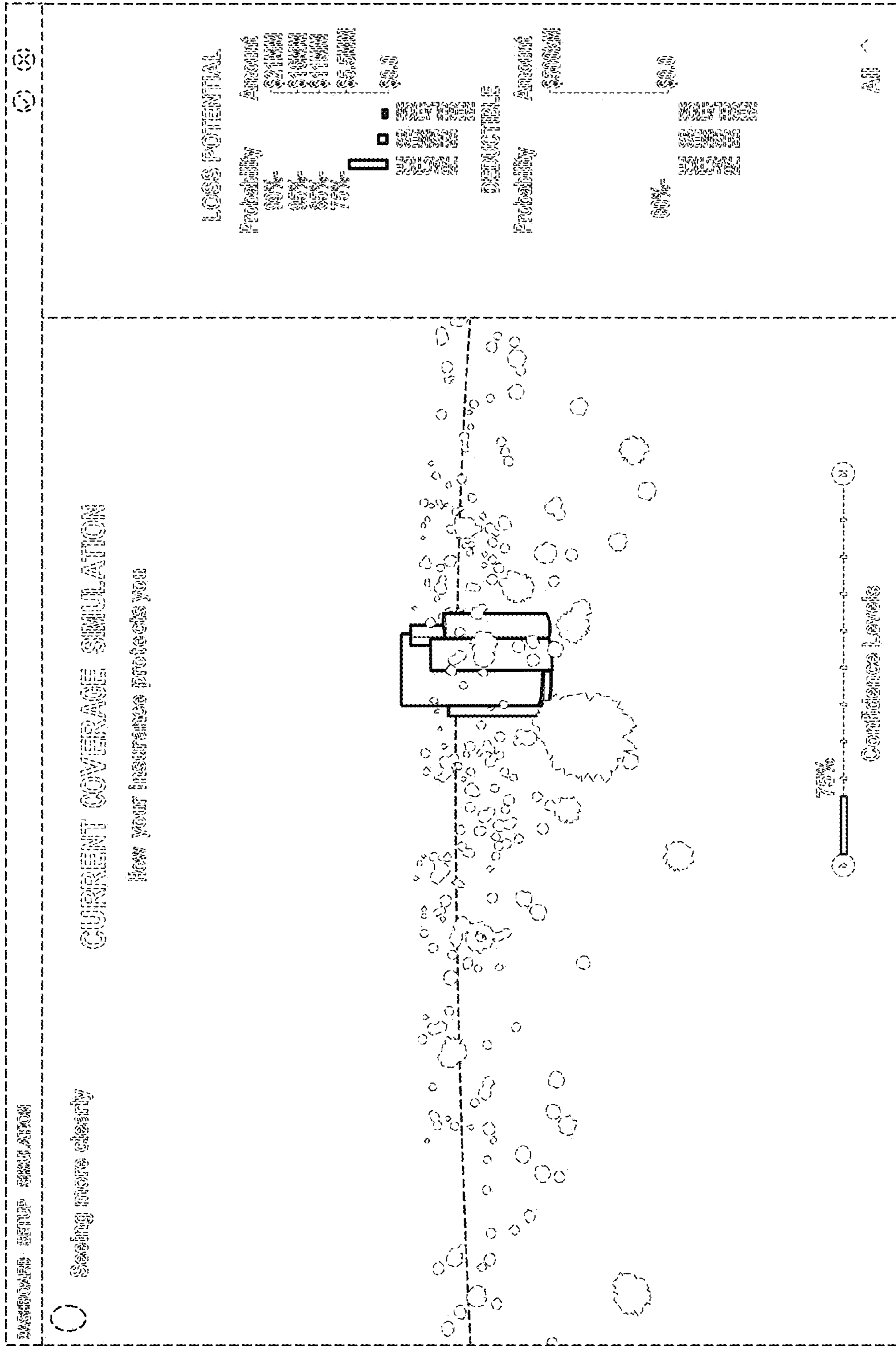


FIG. 2

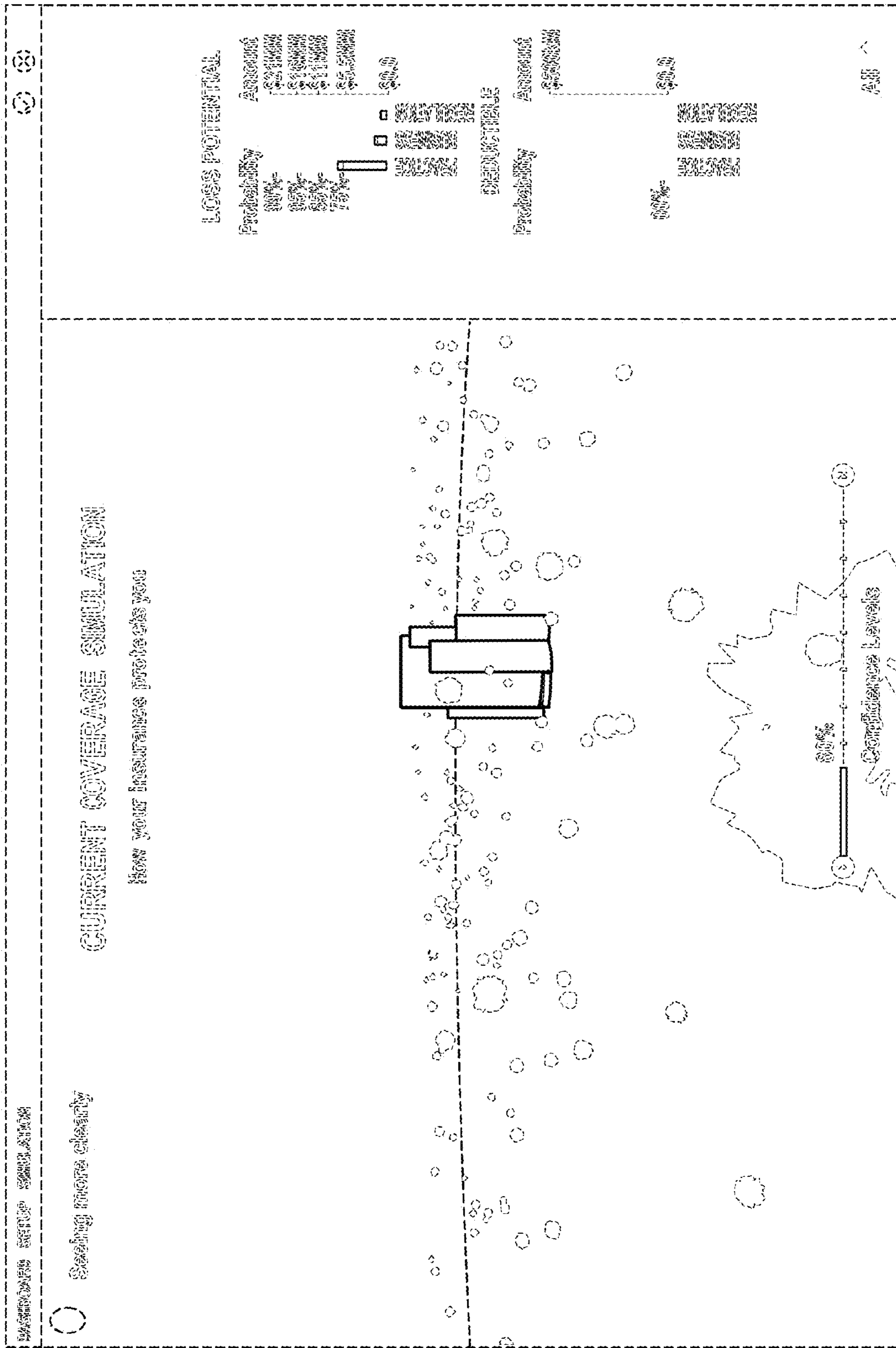


FIG. 3

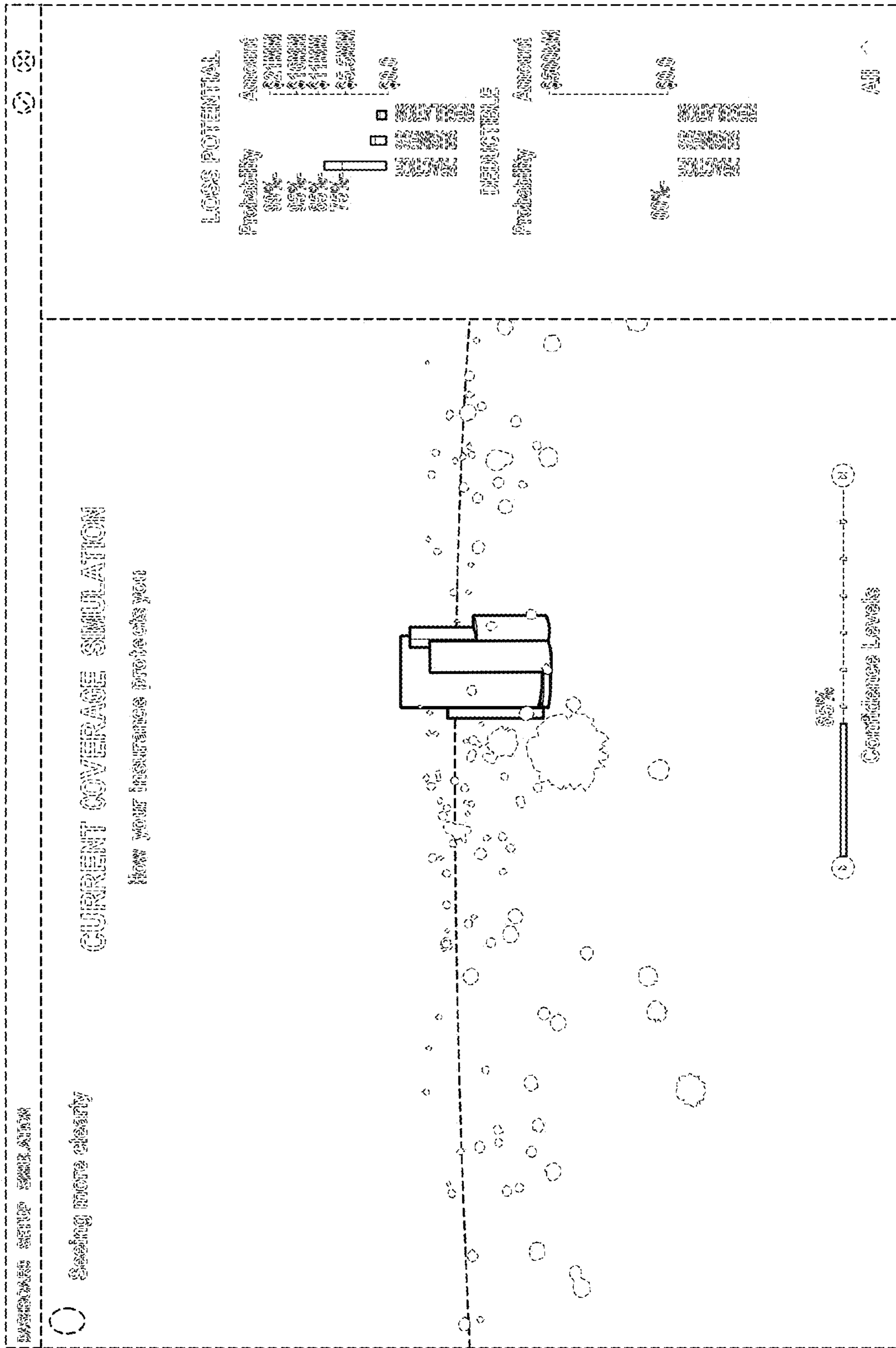


FIG. 4

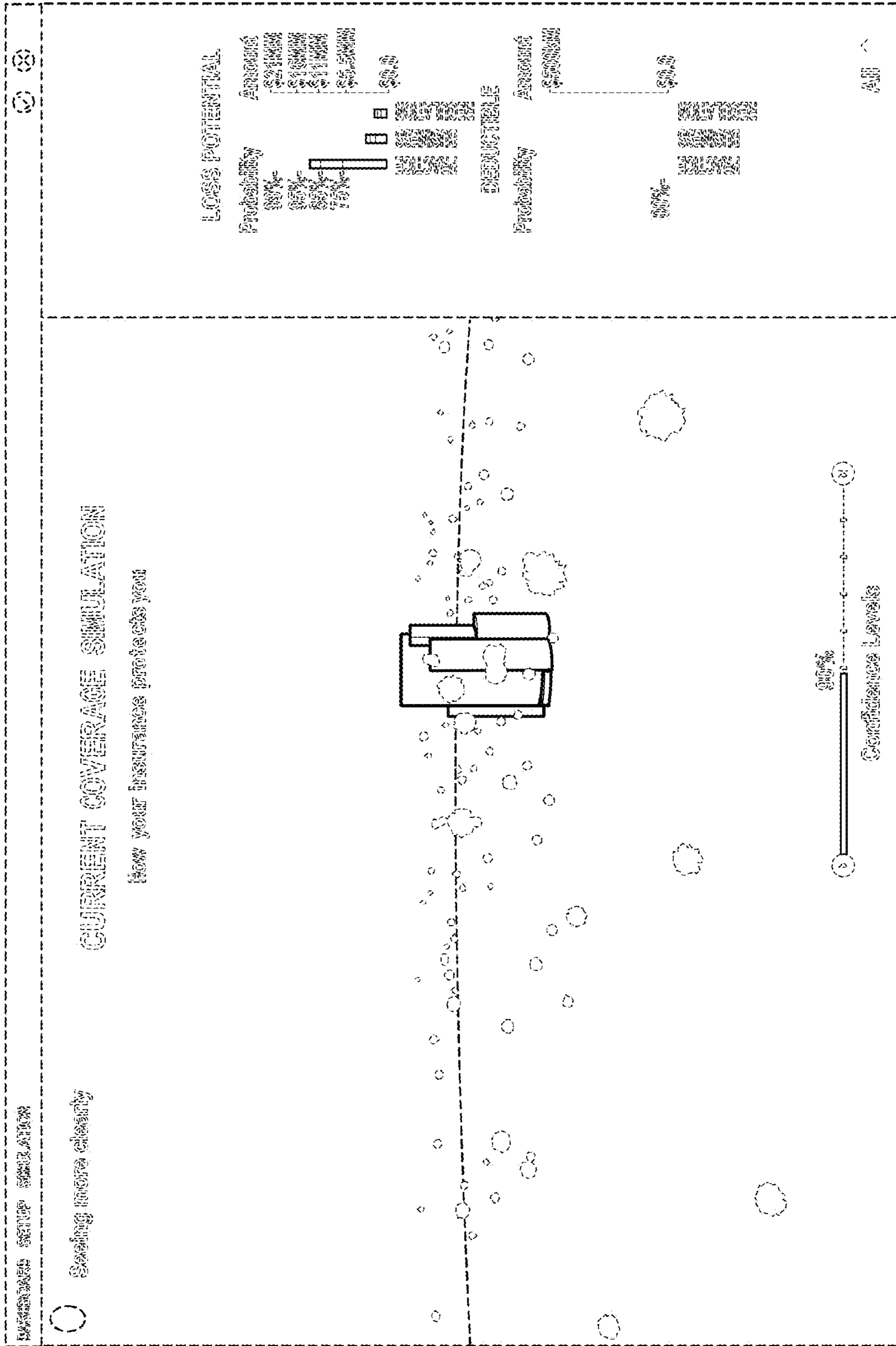


FIG. 5

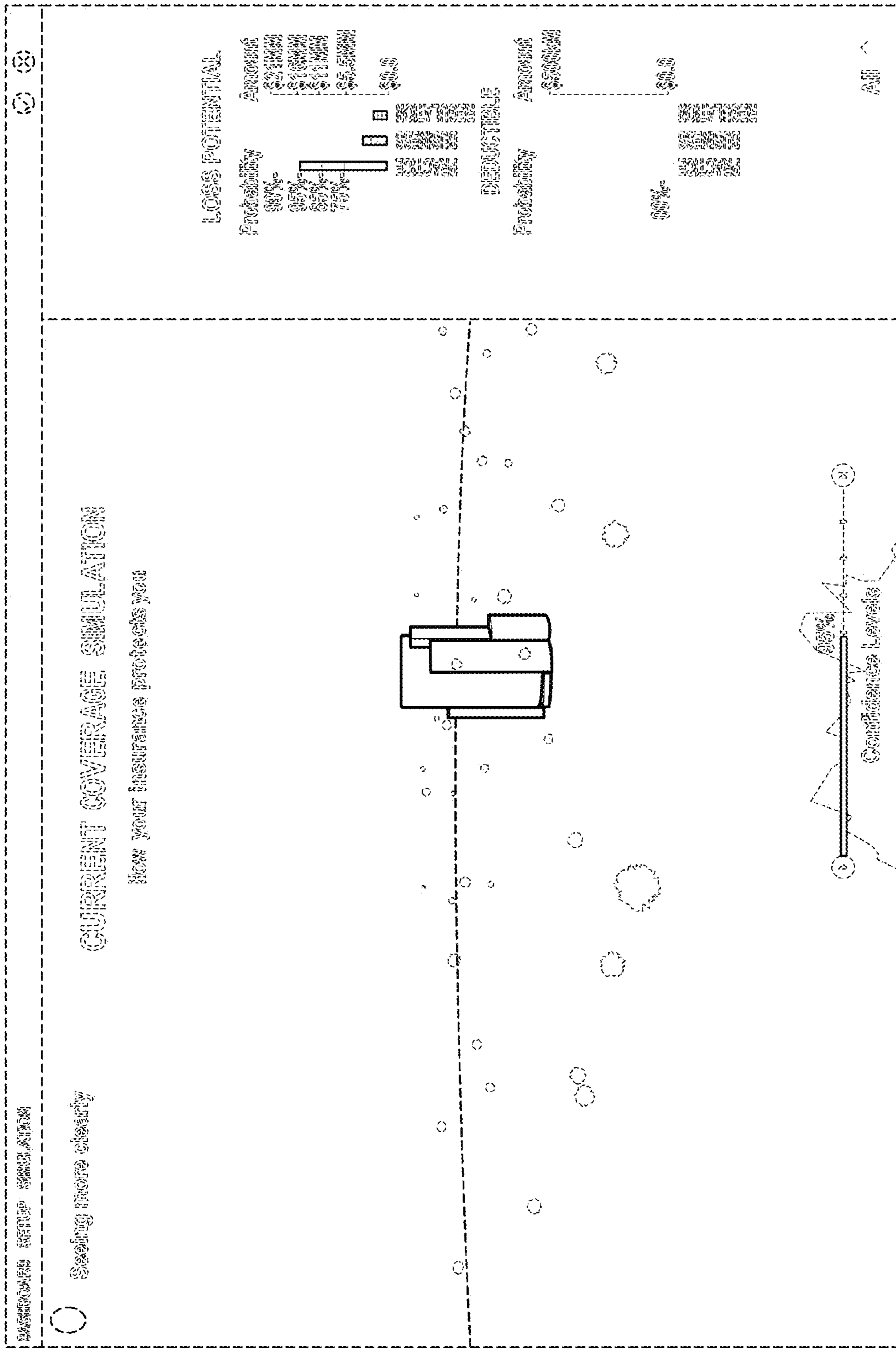


FIG. 6

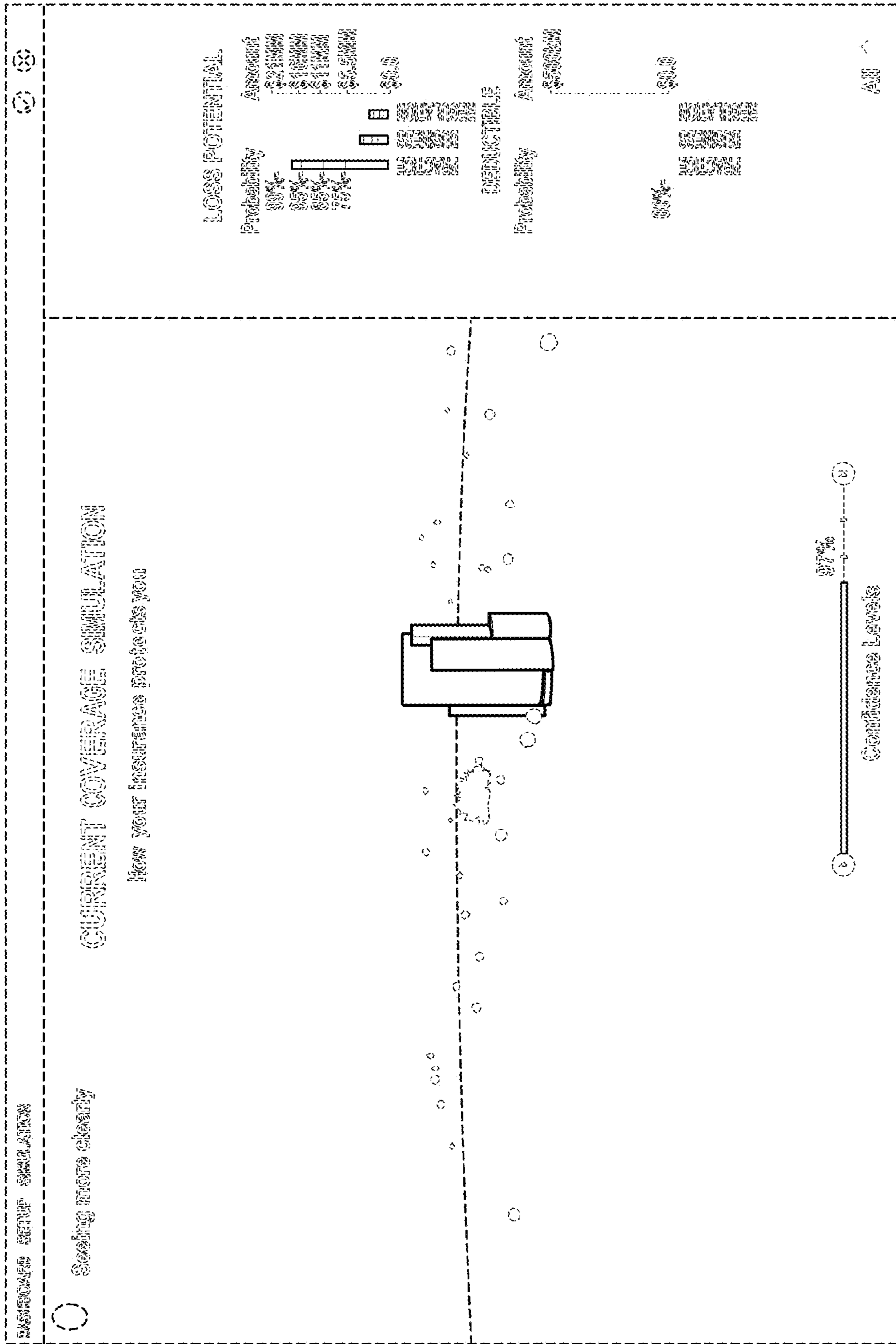


FIG. 7

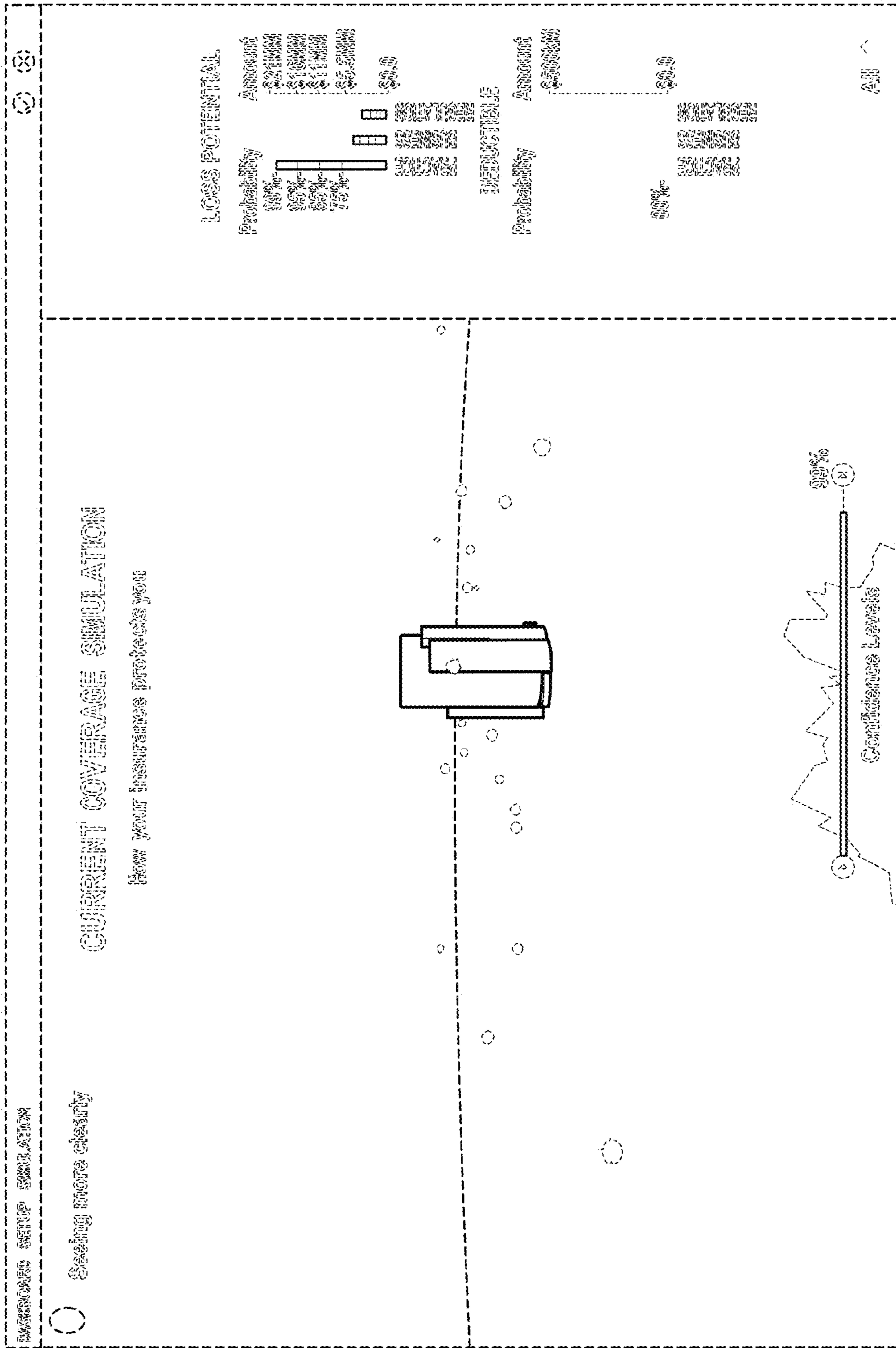


FIG. 8

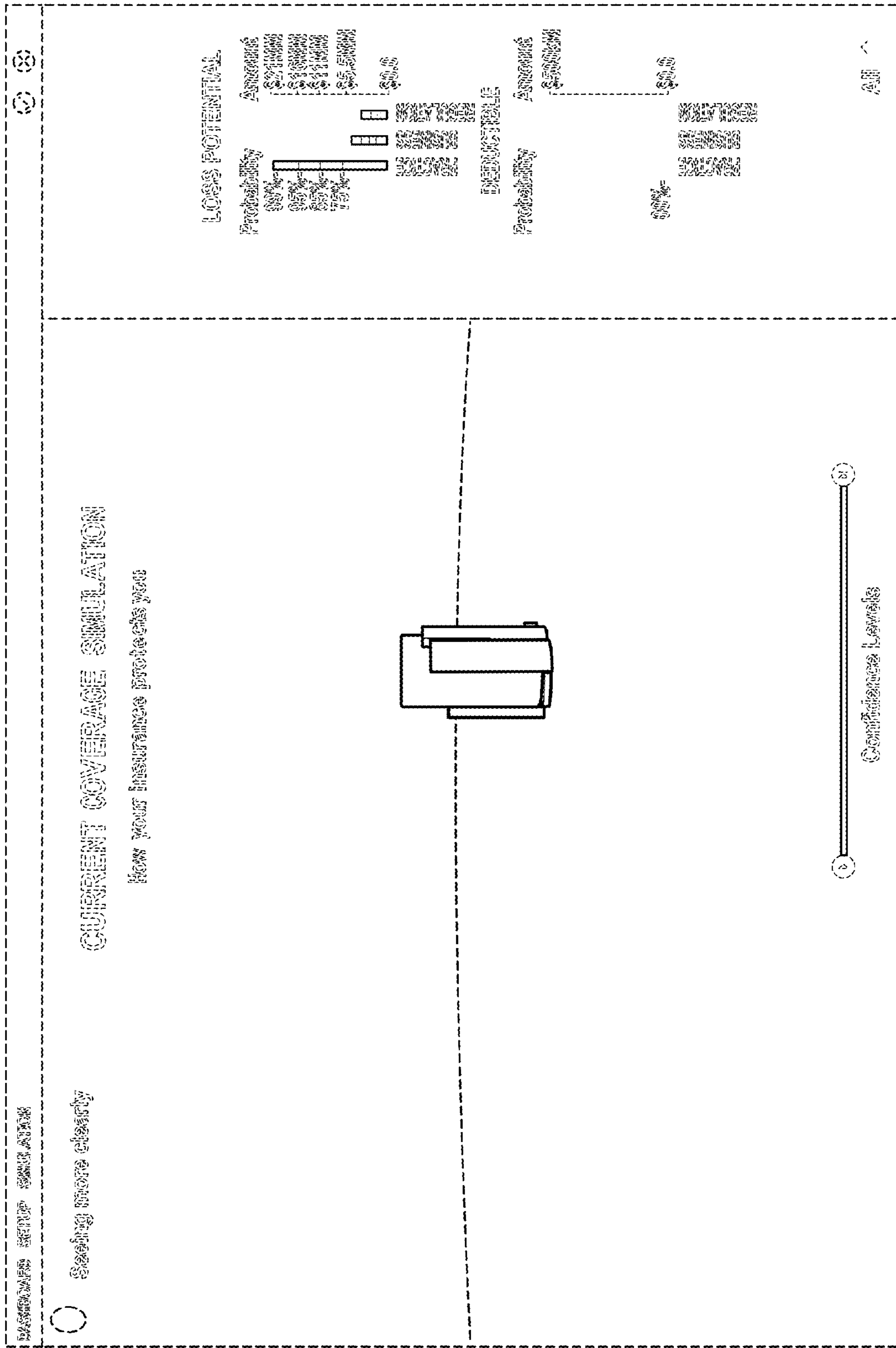


FIG. 9