



US00D916823S

(12) **United States Design Patent** (10) **Patent No.:** **US D916,823 S**  
**Bleazard** (45) **Date of Patent:** **\*\* Apr. 20, 2021**

(54) **DISPLAY SCREEN OR PORTION THEREOF WITH GRAPHICAL USER INTERFACE**

(71) Applicant: **eCU Technology, LLC**, Houston, TX (US)

(72) Inventor: **John David Bleazard**, Katy, TX (US)

(73) Assignee: **ECU TECHNOLOGY, LLC**, Houston, TX (US)

(\*\*) Term: **15 Years**

(21) Appl. No.: **29/698,810**

(22) Filed: **Jul. 19, 2019**

(51) **LOC (13) Cl.** ..... **14-04**

(52) **U.S. Cl.**  
USPC ..... **D14/486**

(58) **Field of Classification Search**  
USPC ..... D14/485–495  
CPC ..... G06F 3/0489; G06F 15/0225; G07F 7/08;  
G07F 19/00; G06Q 20/38; G06Q 20/40  
See application file for complete search history.

(56) **References Cited**

U.S. PATENT DOCUMENTS

D568,332 S *	5/2008	Okaro .....	D14/487
D643,436 S *	8/2011	Lemay .....	D14/486
D665,407 S *	8/2012	Bitran .....	D14/487
D689,511 S *	9/2013	Convay .....	D14/486
D746,849 S *	1/2016	Anzures .....	D14/486
D771,690 S *	11/2016	Yin .....	D14/488
D780,191 S *	2/2017	Kelley .....	D14/485
D796,540 S *	9/2017	McLean .....	D14/487
D801,997 S *	11/2017	Kim .....	D14/486

D811,426 S *	2/2018	Trahan .....	D14/486
D826,968 S *	8/2018	Varshavskaya .....	D14/486
D830,401 S *	10/2018	Mancuso .....	D14/486
D839,279 S *	1/2019	Dudey .....	D14/485
D841,029 S *	2/2019	Lemay .....	D14/486
D841,037 S *	2/2019	Kawaichi .....	D14/486
D847,168 S *	4/2019	Frost .....	D14/486
D850,478 S *	6/2019	Kim .....	D14/486
D896,256 S *	9/2020	Kawaichi .....	D14/486
2015/0026620 A1 *	1/2015	Kwon .....	G06F 3/04883 715/770
2017/0134878 A1 *	5/2017	Loychik .....	H04W 4/70

\* cited by examiner

*Primary Examiner* — Katherine A Holbrow

(74) *Attorney, Agent, or Firm* — Haynes and Boone, LLP

(57) **CLAIM**

The ornamental design for a display screen or portion thereof with graphical user interface, as shown and described.

**DESCRIPTION**

FIG. 1 is a front view of a display screen or portion thereof with graphical user interface, showing a first embodiment of the new design;

FIG. 2 is a second embodiment thereof;

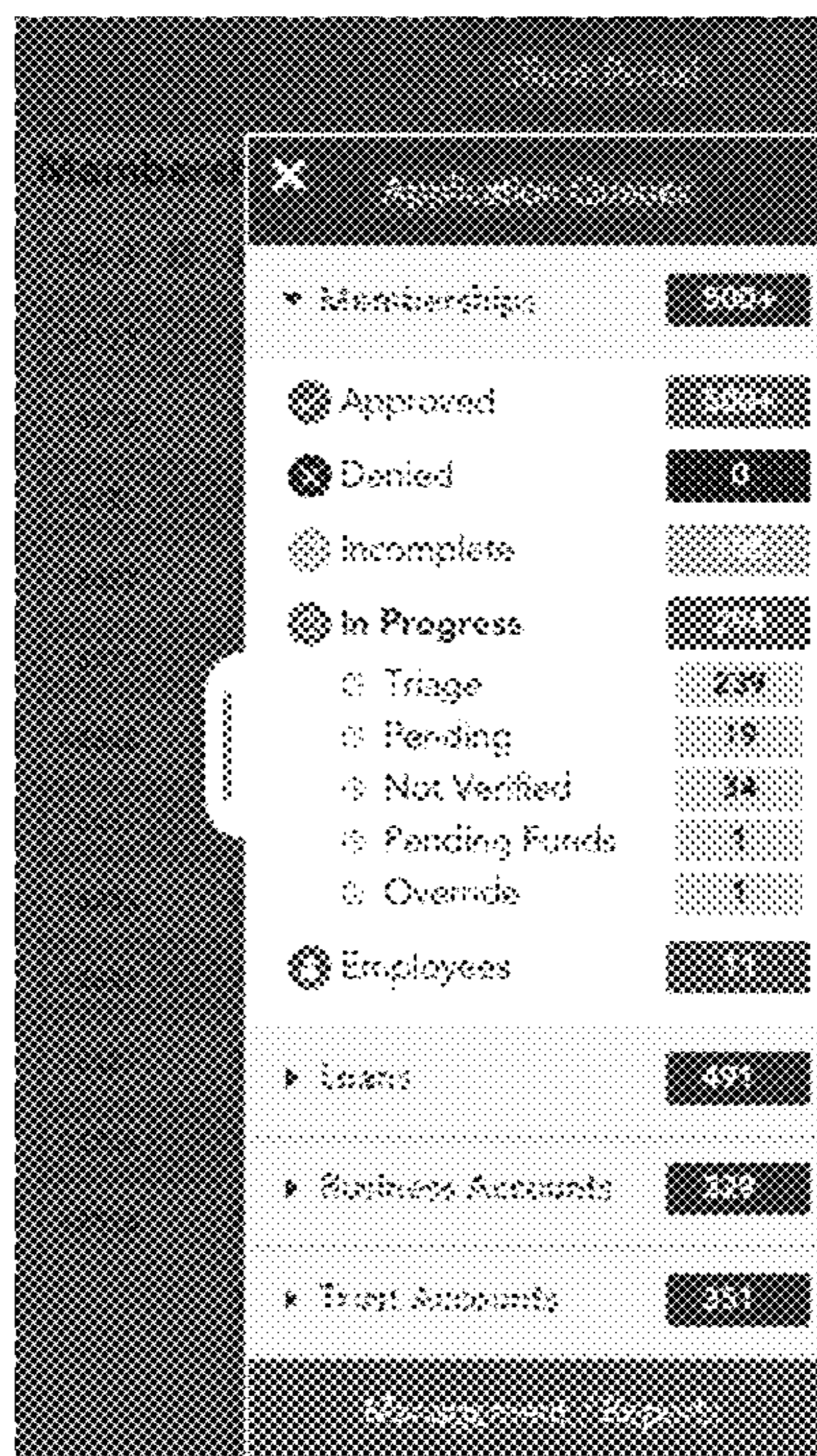
FIG. 3 is a third embodiment thereof; and,

FIG. 4 is a fourth embodiment thereof.

The dotted lines showing portions of the graphical user interface illustrate environmental subject matter and form no part of the claimed design.

The dash-dot-dash line showing of a display screen or portion thereof defines the bounds of the claimed design and forms no part thereof.

**1 Claim, 2 Drawing Sheets**





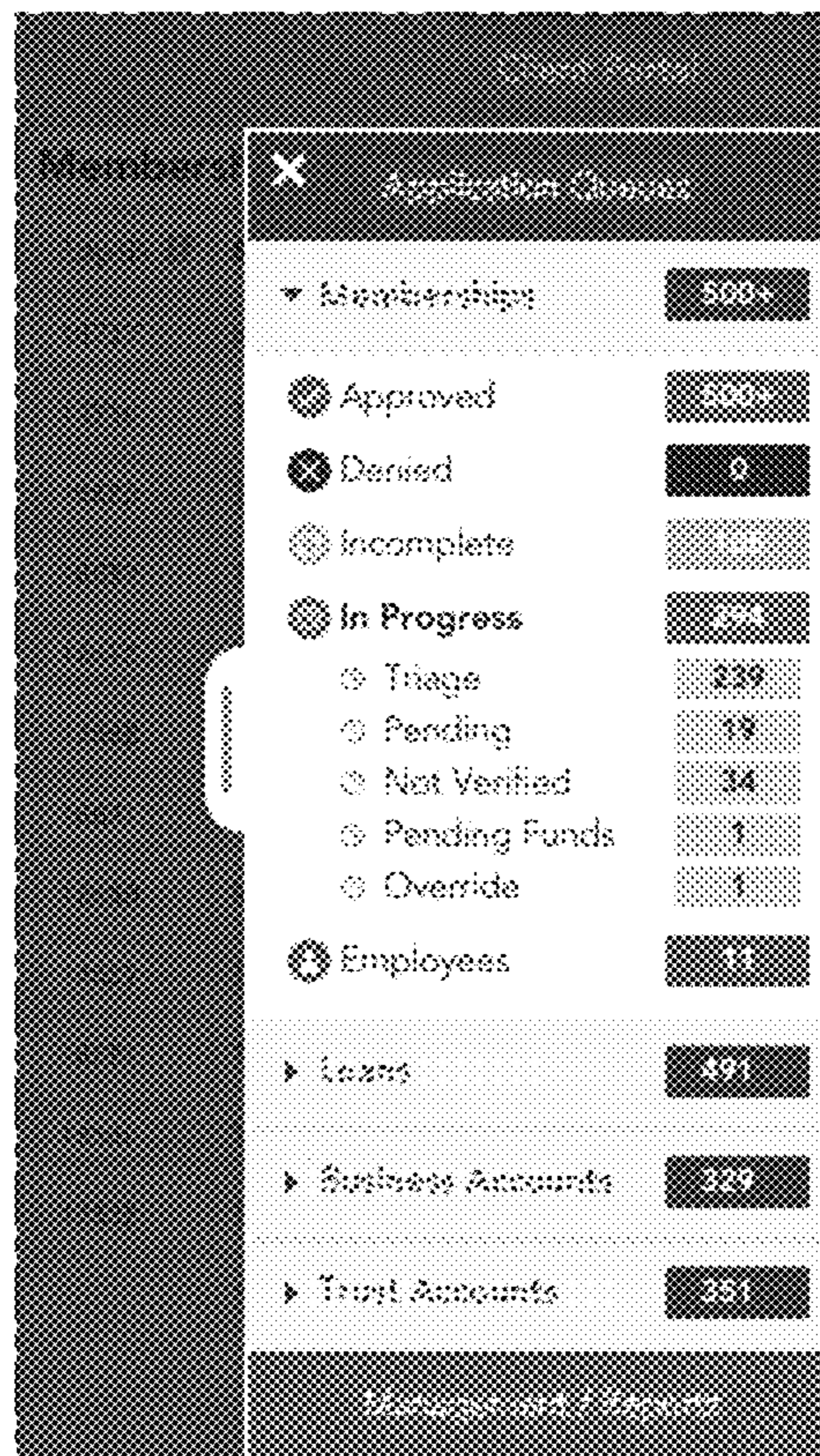


FIG. 1

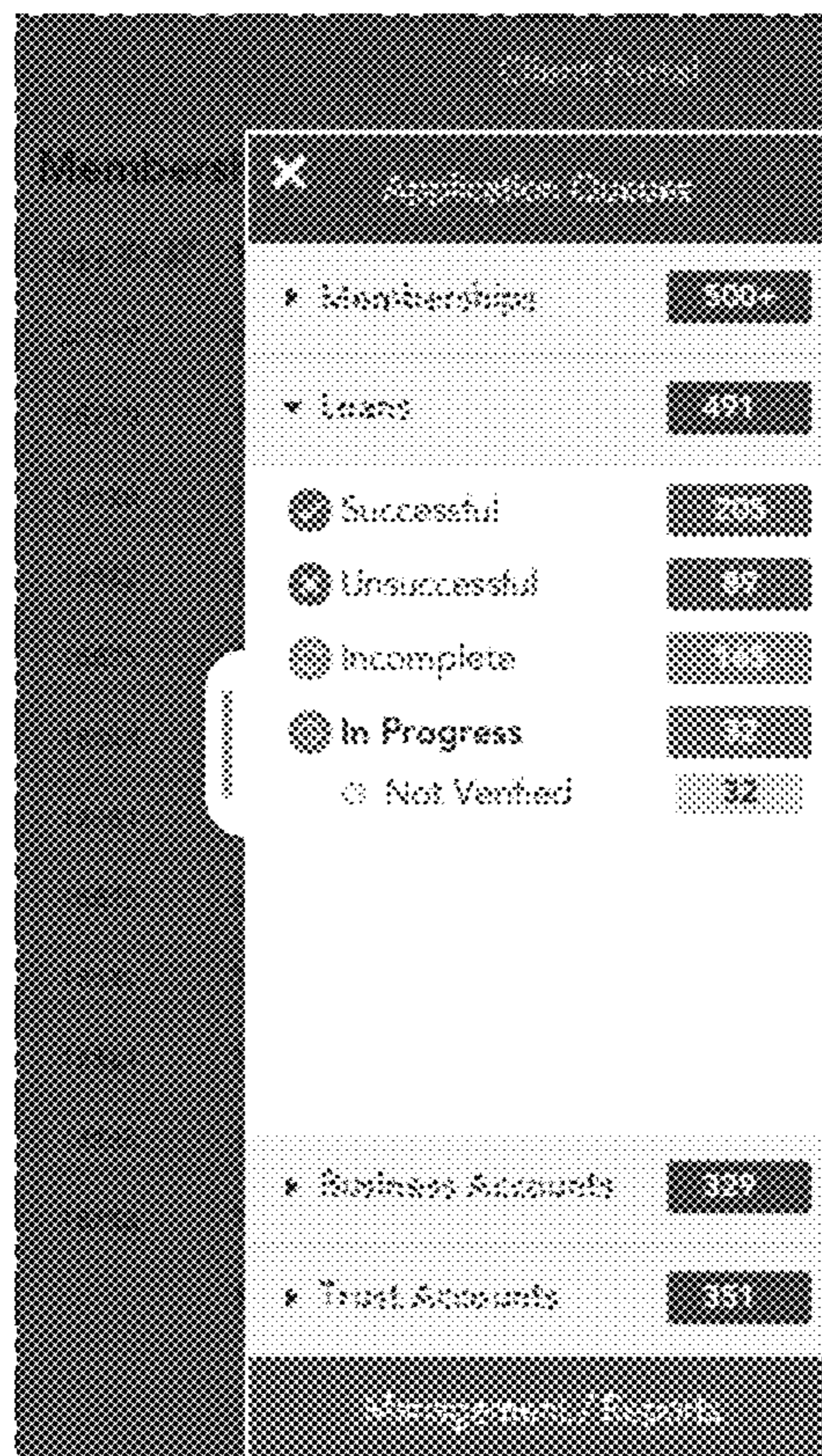


FIG. 2



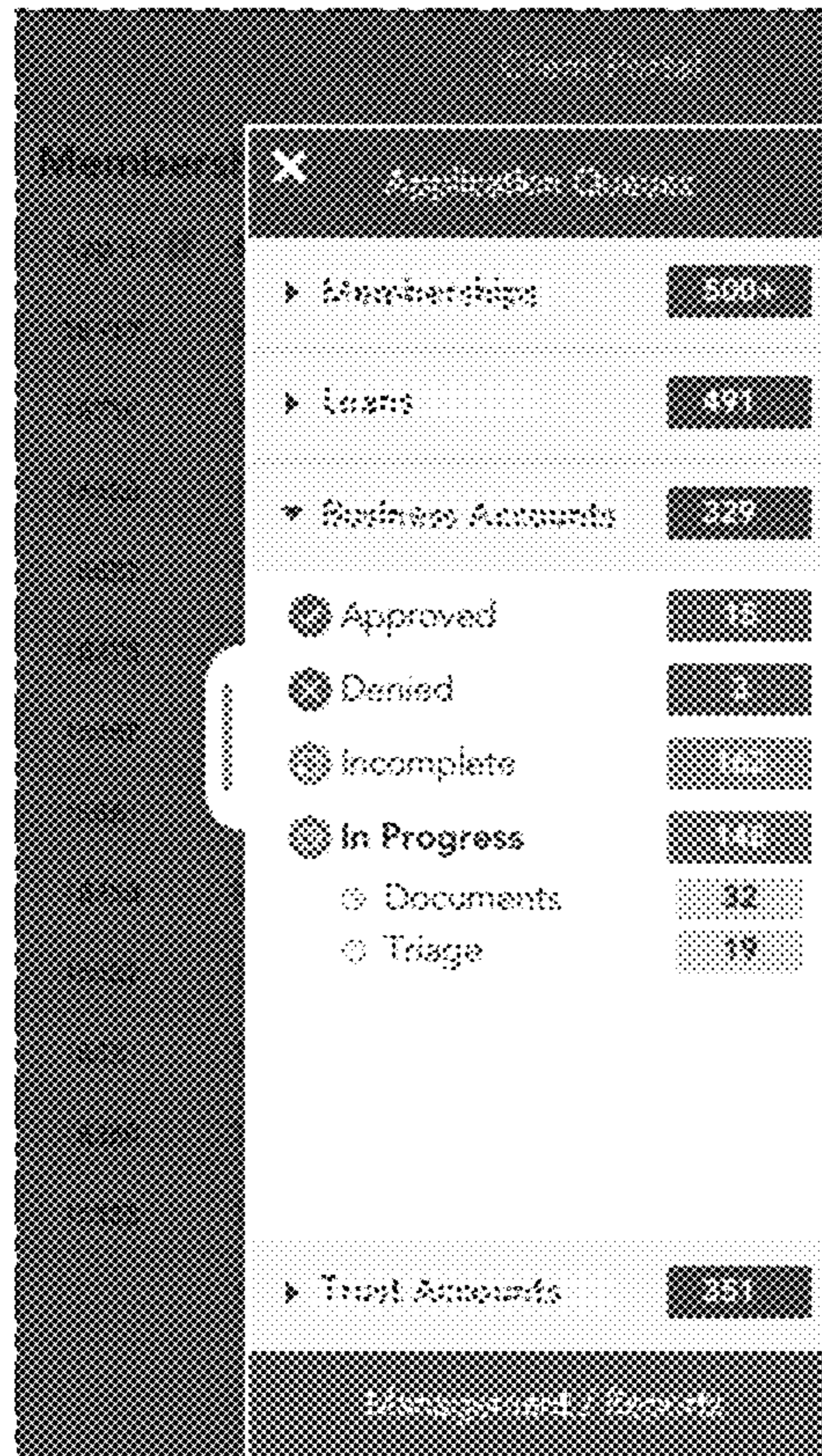


FIG. 3

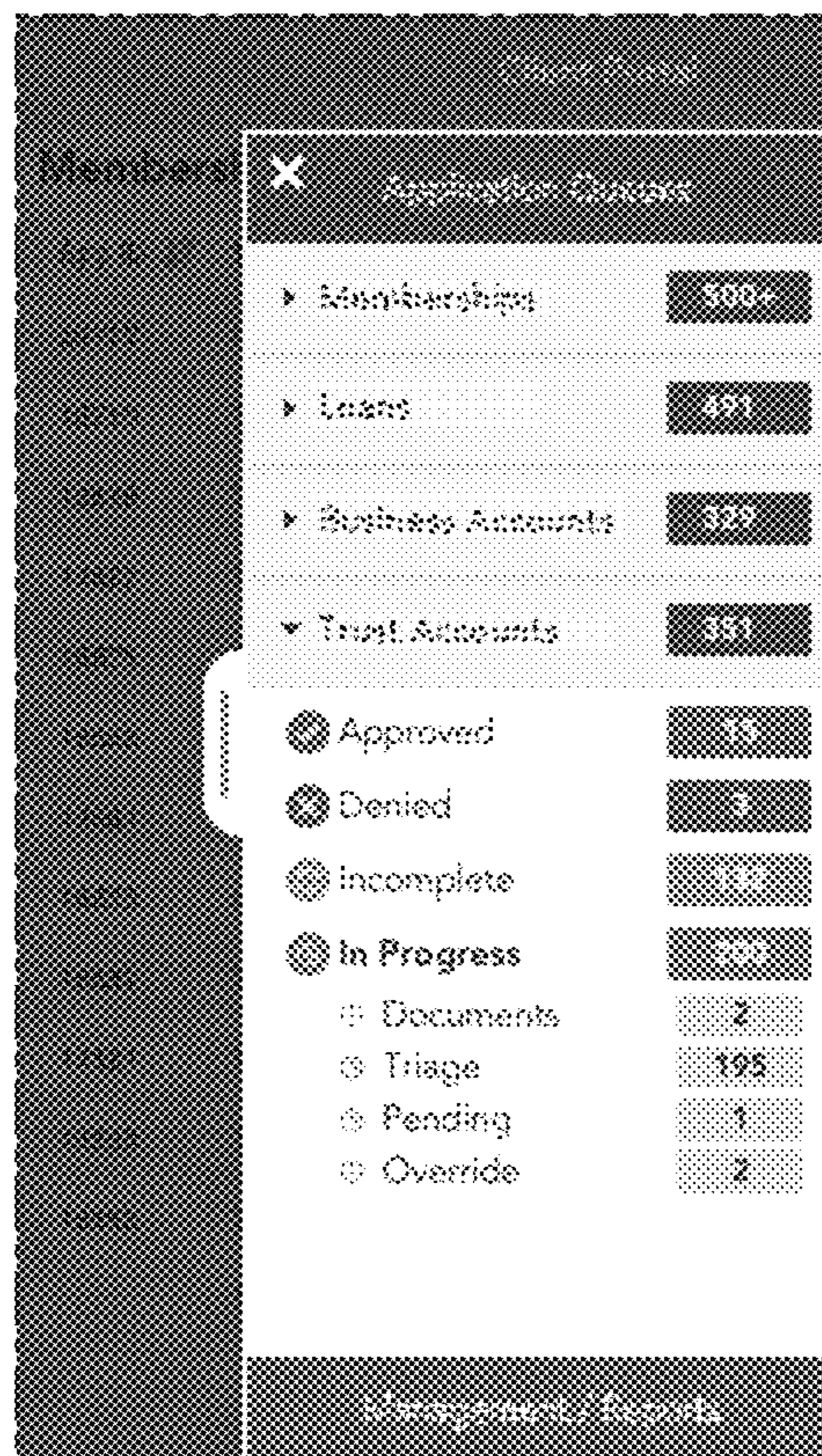


FIG. 4