



US00D916812S

(12) **United States Design Patent** (10) **Patent No.:** **US D916,812 S**
Dye et al. (45) **Date of Patent:** **** Apr. 20, 2021**

(54) **ELECTRONIC DEVICE WITH GRAPHICAL USER INTERFACE**

(71) Applicant: **Apple Inc.**, Cupertino, CA (US)

(72) Inventors: **Alan C. Dye**, San Francisco, CA (US); **Robert Garcia, III**, San Francisco, CA (US); **Stephen O. Lemay**, Palo Alto, CA (US); **Nicole R. Ryan**, San Francisco, CA (US); **Marcel van Os**, Santa Cruz, CA (US); **Marcos A. Weskamp**, Palo Alto, CA (US)

(73) Assignee: **Apple Inc.**, Cupertino, CA (US)

(**) Term: **15 Years**

(21) Appl. No.: **29/693,354**

(22) Filed: **Jun. 1, 2019**

(51) **LOC (13) Cl.** **14-04**

(52) **U.S. Cl.**
USPC **D14/486**

(58) **Field of Classification Search**
USPC D14/485–495
CPC G06T 2200/24; G06F 3/04–04897; G06F 17/24; G06F 17/50; G06F 17/5045; G06F 17/5086; G06F 17/5095; A63F 2300/308; A63F 13/53

See application file for complete search history.

(56) **References Cited**

U.S. PATENT DOCUMENTS

- D666,626 S * 9/2012 Mori D14/486
- D734,774 S 7/2015 Akana et al.
- D736,237 S * 8/2015 Lee D14/486
- D754,151 S * 4/2016 Yoon D14/485
- D759,067 S * 6/2016 Kim D14/486
- D760,754 S 7/2016 Akana et al.
- D769,315 S * 10/2016 Scotti D14/488

- D769,925 S 10/2016 Akana et al.
- D774,547 S * 12/2016 Capela D14/494
- D778,306 S * 2/2017 Park D14/486
- D798,333 S 9/2017 Dascola et al.
- D819,067 S * 5/2018 Behzadi D14/486
- D819,646 S * 6/2018 Jow D14/485
- D822,040 S * 7/2018 Bebbington D14/486
- D835,659 S 12/2018 Anzures et al.
- D847,161 S * 4/2019 Chaudhri D14/486
- D854,038 S * 7/2019 Kirsanov D14/486
- D877,174 S * 3/2020 Behzadi D14/486

(Continued)

Primary Examiner — Darlington Ly

Assistant Examiner — Katherine A Holbrow

(74) *Attorney, Agent, or Firm* — Sterne, Kessler, Goldstein & Fox P.L.L.C.

(57) **CLAIM**

The ornamental design for an electronic device with graphical user interface, as shown and described.

DESCRIPTION

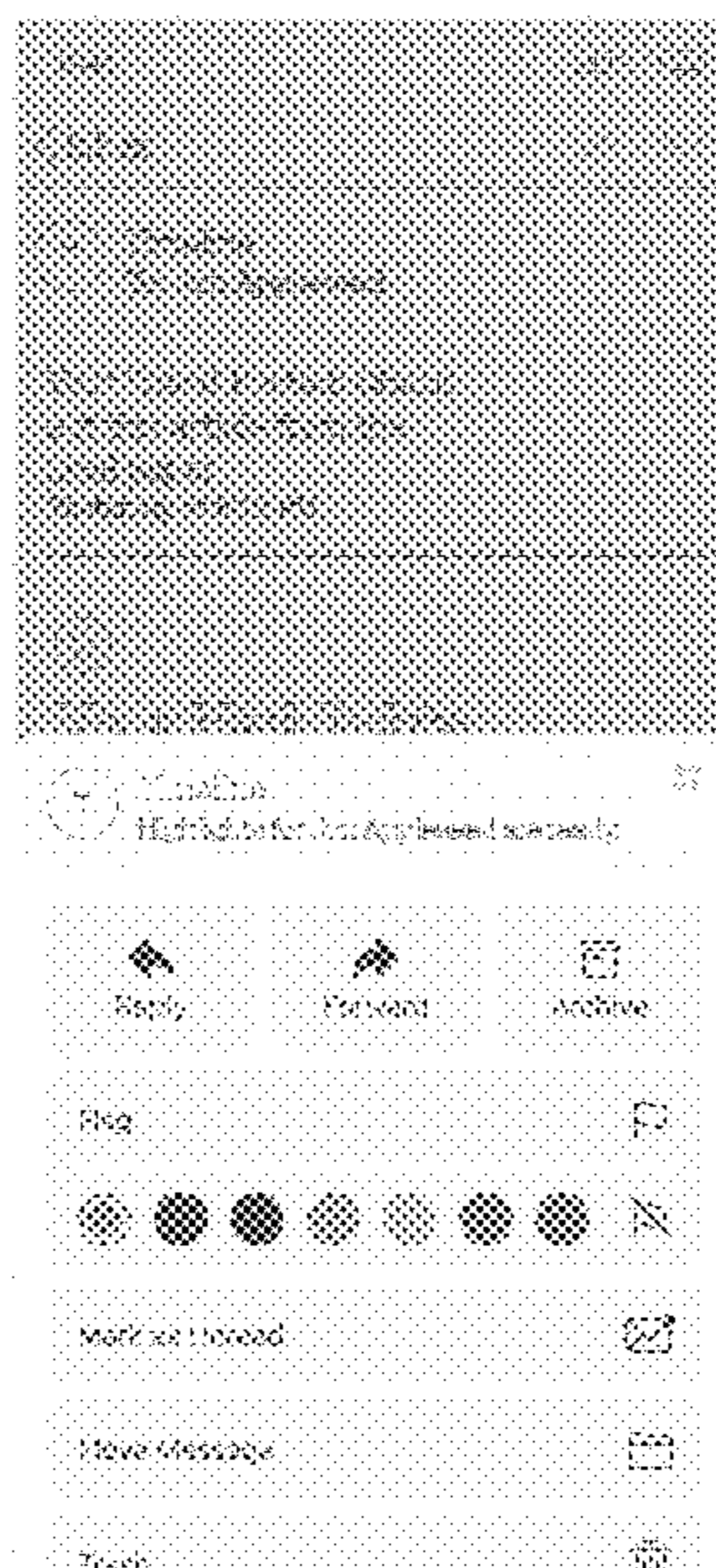
The file of this patent contains at least one drawing/photograph executed in color. Copies of this patent with color drawing(s)/photograph(s) will be provided by the Office upon request and payment of the necessary fee.

FIG. 1 is a front view of a display screen or portion thereof with graphical user interface, showing the claimed design; and,

FIG. 2 is a front view of an electronic device having a display screen with the graphical user interface of FIG. 1 applied to the display screen.

The outer broken lines in the figures show a display screen or portion thereof, or an electronic device having a display screen, and form no part of the claimed design. The other broken lines in the figures show portions of the graphical user interface that form no part of the claimed design.

1 Claim, 2 Drawing Sheets
(2 of 2 Drawing Sheet(s) Filed in Color)



(56)

References Cited

U.S. PATENT DOCUMENTS

D882,607 S * 4/2020 Behzadi D14/486
D882,627 S * 4/2020 Zhu D14/488
D884,013 S * 5/2020 Clediere D14/486
D894,912 S * 9/2020 Kane D14/485
2017/0359462 A1* 12/2017 Harris G06F 3/0481
2018/0129367 A1* 5/2018 Hatfield G06K 9/00402

* cited by examiner

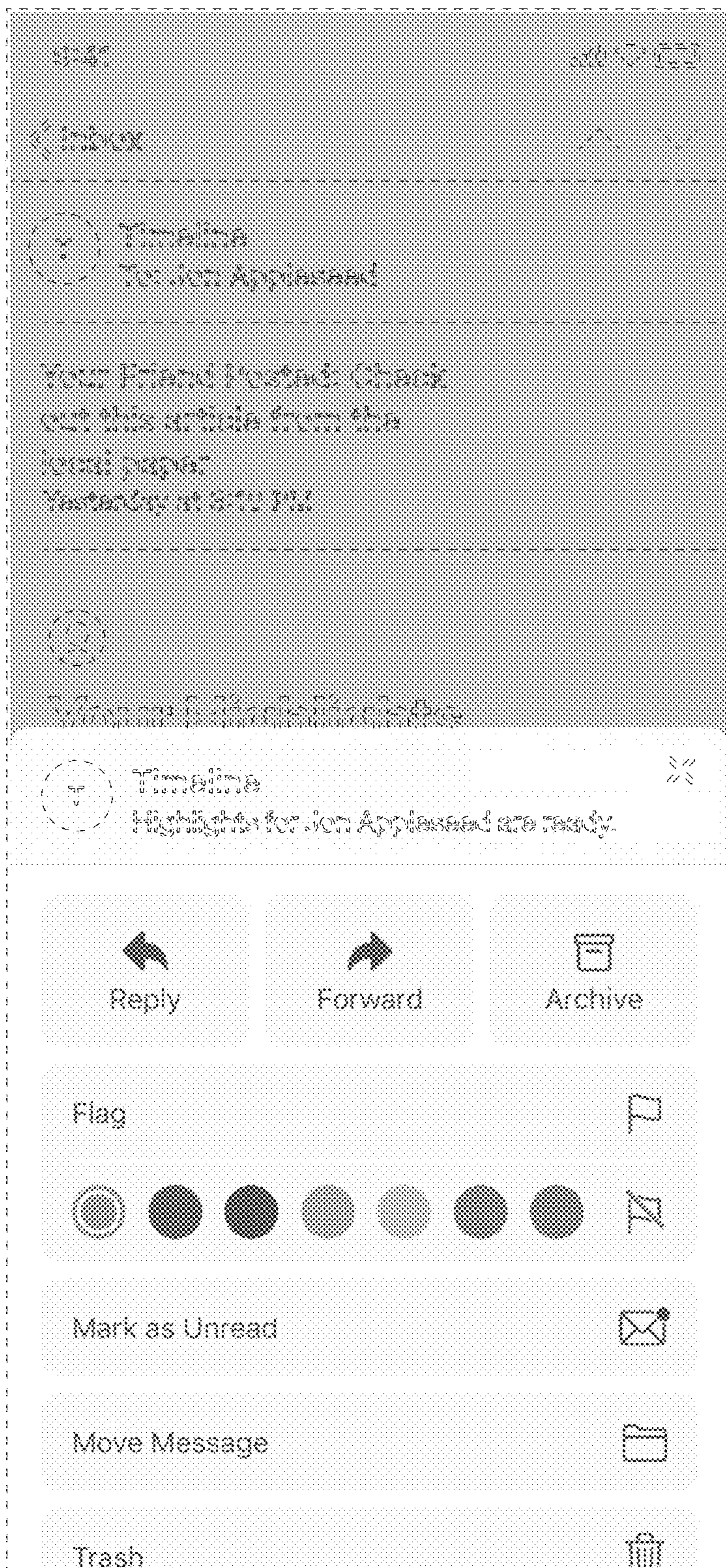


FIG. 1

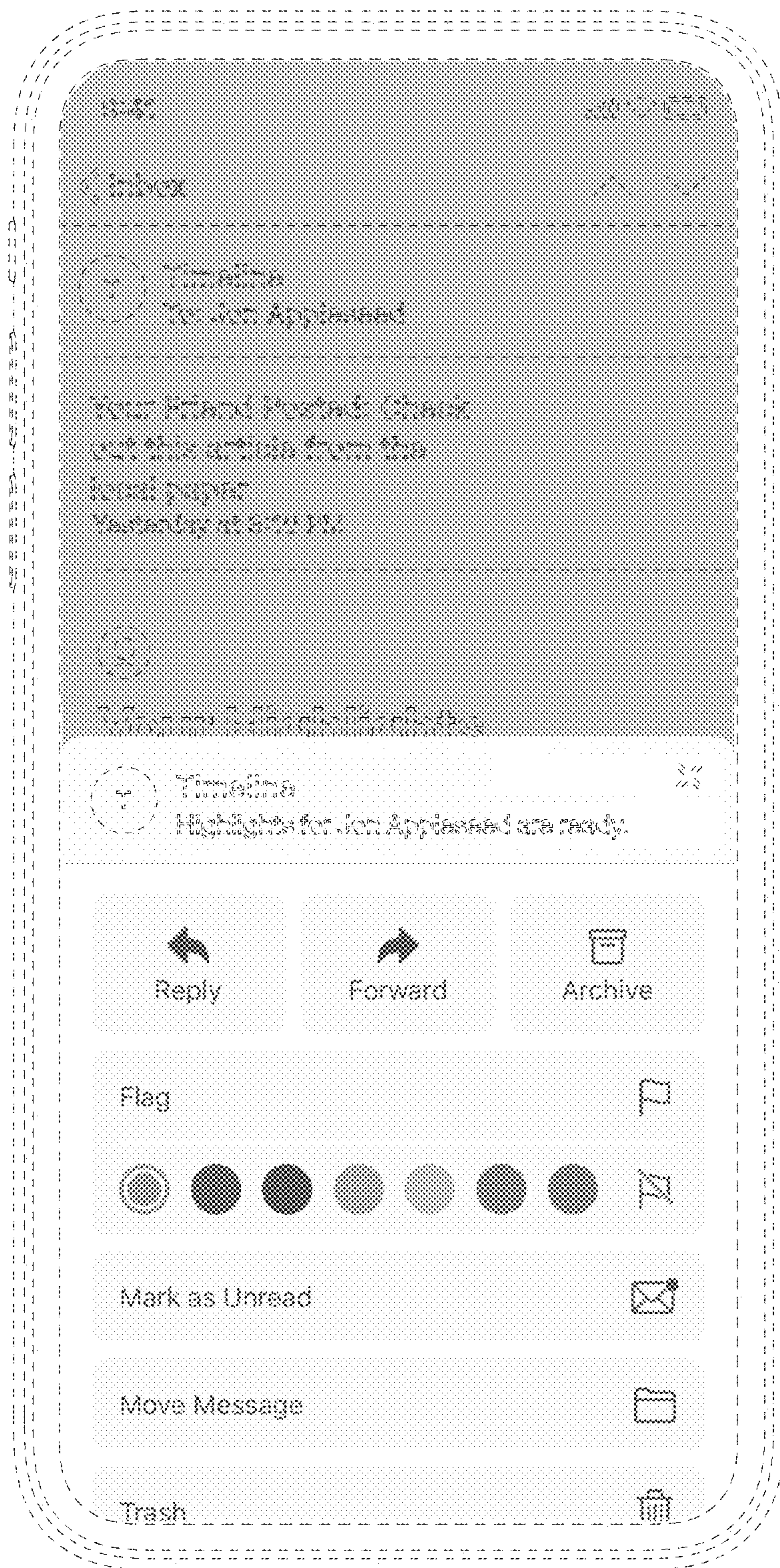


FIG. 2