



US00D916708S

(12) **United States Design Patent**
Ke

(10) **Patent No.:** **US D916,708 S**

(45) **Date of Patent:** **** Apr. 20, 2021**

(54) **CASE FOR A TABLET COMPUTER**

(71) Applicant: **Huazhe Ke**, Guangdong (CN)

(72) Inventor: **Huazhe Ke**, Guangdong (CN)

(**) Term: **15 Years**

(21) Appl. No.: **29/699,215**

(22) Filed: **Jul. 24, 2019**

(51) **LOC (13) Cl.** **14-02**

(52) **U.S. Cl.**
USPC **D14/440**

(58) **Field of Classification Search**
USPC D14/440, 447, 250; 206/45.23, 320,
206/45.2, 224; 294/25; 224/218;
361/679.55

CPC G06F 1/1628; G06F 1/1626; G06F 1/1669;
G06F 1/1679; A47B 23/044; H04B
1/3888; A45C 11/00

See application file for complete search history.

(56) **References Cited**

U.S. PATENT DOCUMENTS

D689,056 S *	9/2013	Li	D14/440
D690,704 S *	10/2013	Padilla	D14/440
D727,917 S *	4/2015	Yeo	D14/440
D733,154 S *	6/2015	Armstrong	D14/440
D752,052 S *	3/2016	Park	D14/440
D763,853 S *	8/2016	Pearce	D14/440
D765,085 S *	8/2016	Moore	D14/440
D766,249 S *	9/2016	Veltz	D14/440
D770,458 S *	11/2016	Corcoran	D14/440
D784,350 S *	4/2017	Li	D14/440
D790,550 S *	6/2017	Chen	D14/440
D803,221 S *	11/2017	Guo	D14/440
D806,080 S *	12/2017	Chen	D14/440
D807,366 S *	1/2018	Chen	D14/440
D807,369 S *	1/2018	Chen	D14/440
D808,973 S *	1/2018	Chen	D14/440

D811,412 S *	2/2018	McCurdy	D14/440
D812,620 S *	3/2018	Cheng	D14/440
D821,405 S *	6/2018	Chen	D14/440
D825,571 S *	8/2018	Shannon, III	D14/440
D832,269 S *	10/2018	Cheng	D14/440
10,148,307 B2 *	12/2018	Shannon, III	G06F 1/1628
D844,621 S *	4/2019	Chen	D14/440
D851,648 S *	6/2019	Tan	D14/440
D854,022 S *	7/2019	Chen	D14/440
D860,212 S *	9/2019	Ahn	D14/440
D862,478 S *	10/2019	Ahn	D14/440
D862,479 S *	10/2019	Ahn	D14/440
D862,480 S *	10/2019	Chan	D14/440
D863,313 S *	10/2019	Li	D14/440
D868,791 S *	12/2019	Weng	D14/440
D872,093 S *	1/2020	Xu	D14/440
D879,104 S *	3/2020	Li	D14/440
D879,105 S *	3/2020	Li	D14/440
D881,196 S *	4/2020	Zanxiang	D14/440
D883,988 S *	5/2020	Li	D14/440

(Continued)

Primary Examiner — Cynthia R Underwood

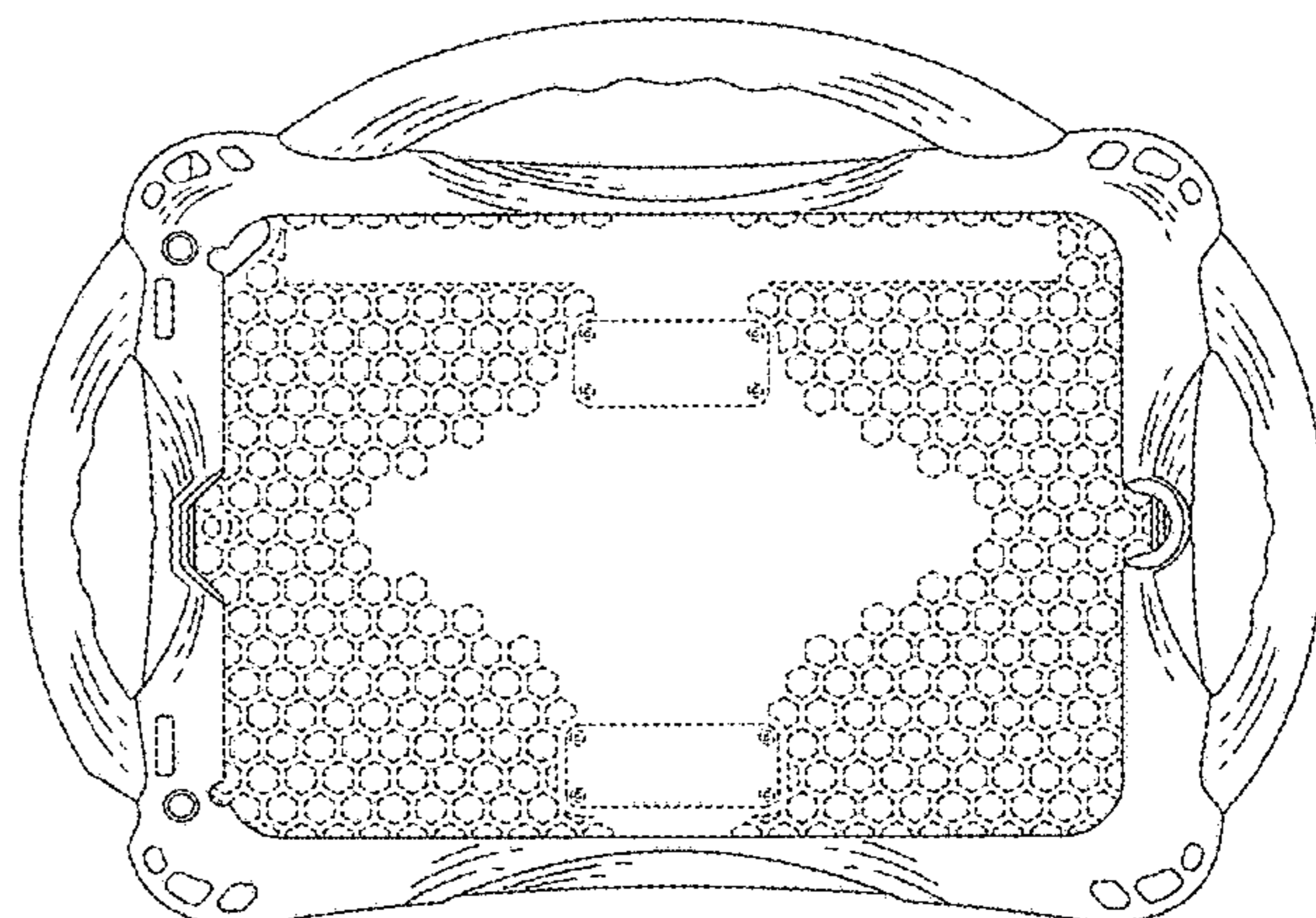
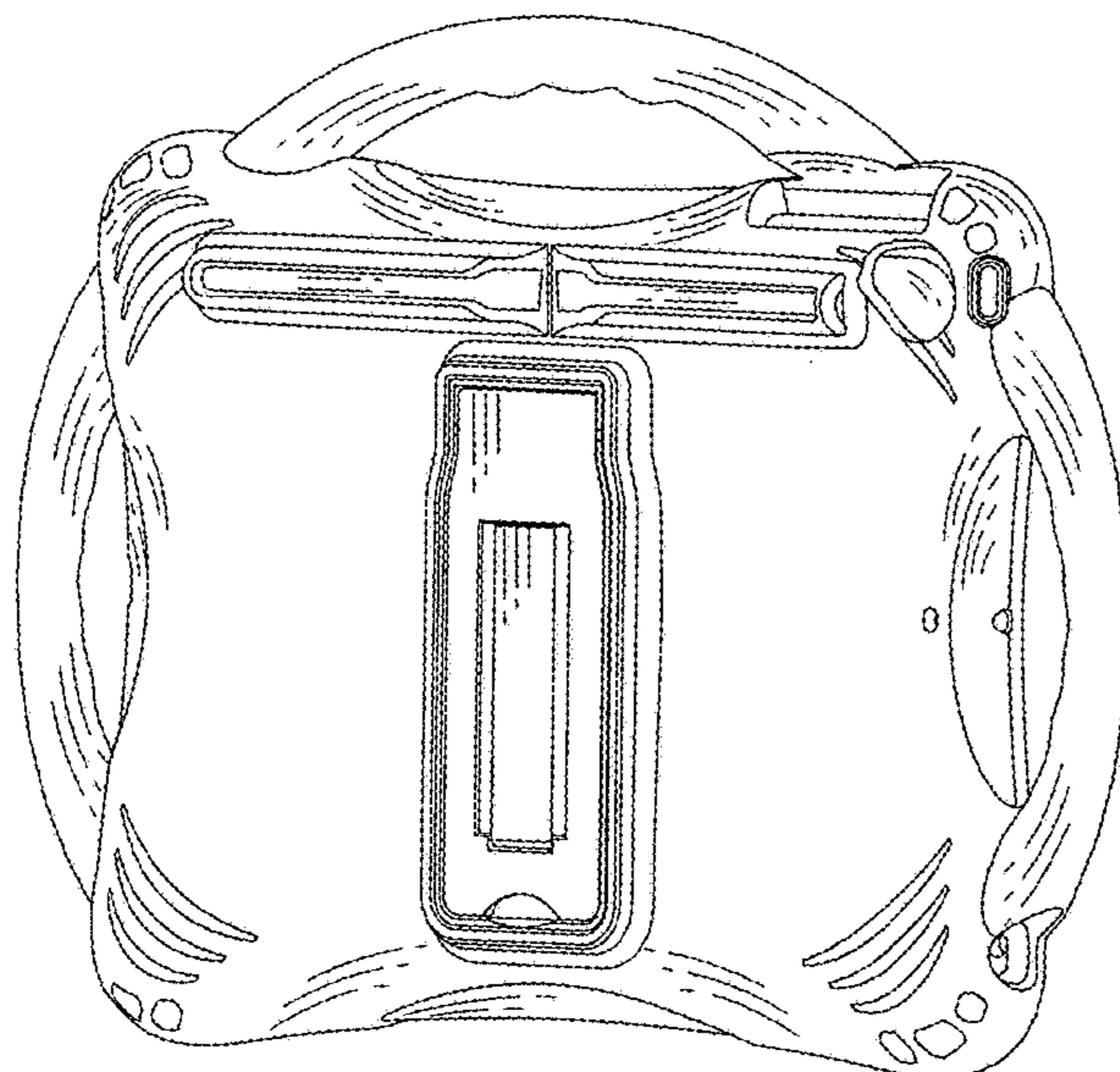
(57) **CLAIM**

The ornamental design for a case for a tablet computer, as shown and described.

DESCRIPTION

FIG. 1 is a perspective view of a case for a tablet computer showing my new design;
 FIG. 2 is a front elevation view thereof;
 FIG. 3 is a rear elevation view thereof;
 FIG. 4 is a left side elevation view thereof, shown enlarged in scale;
 FIG. 5 is a right side elevation view thereof, shown enlarged in scale;
 FIG. 6 is a top plan view thereof; and,
 FIG. 7 is a bottom plan view thereof.
 The broken lines depict portions of the case for a tablet computer and form no part of the claimed design.

1 Claim, 7 Drawing Sheets



(56)

References Cited

U.S. PATENT DOCUMENTS

D884,709 S * 5/2020 Cheng D14/440
D885,399 S * 5/2020 Chen D14/440
D886,109 S * 6/2020 Li D14/440
D898,747 S * 10/2020 Deng D14/440
2012/0075799 A1* 3/2012 Pollex F16M 11/041
361/679.56
2017/0045920 A1* 2/2017 Armstrong G06F 1/1669
2017/0097698 A1* 4/2017 Maeshima G06F 3/03545

* cited by examiner

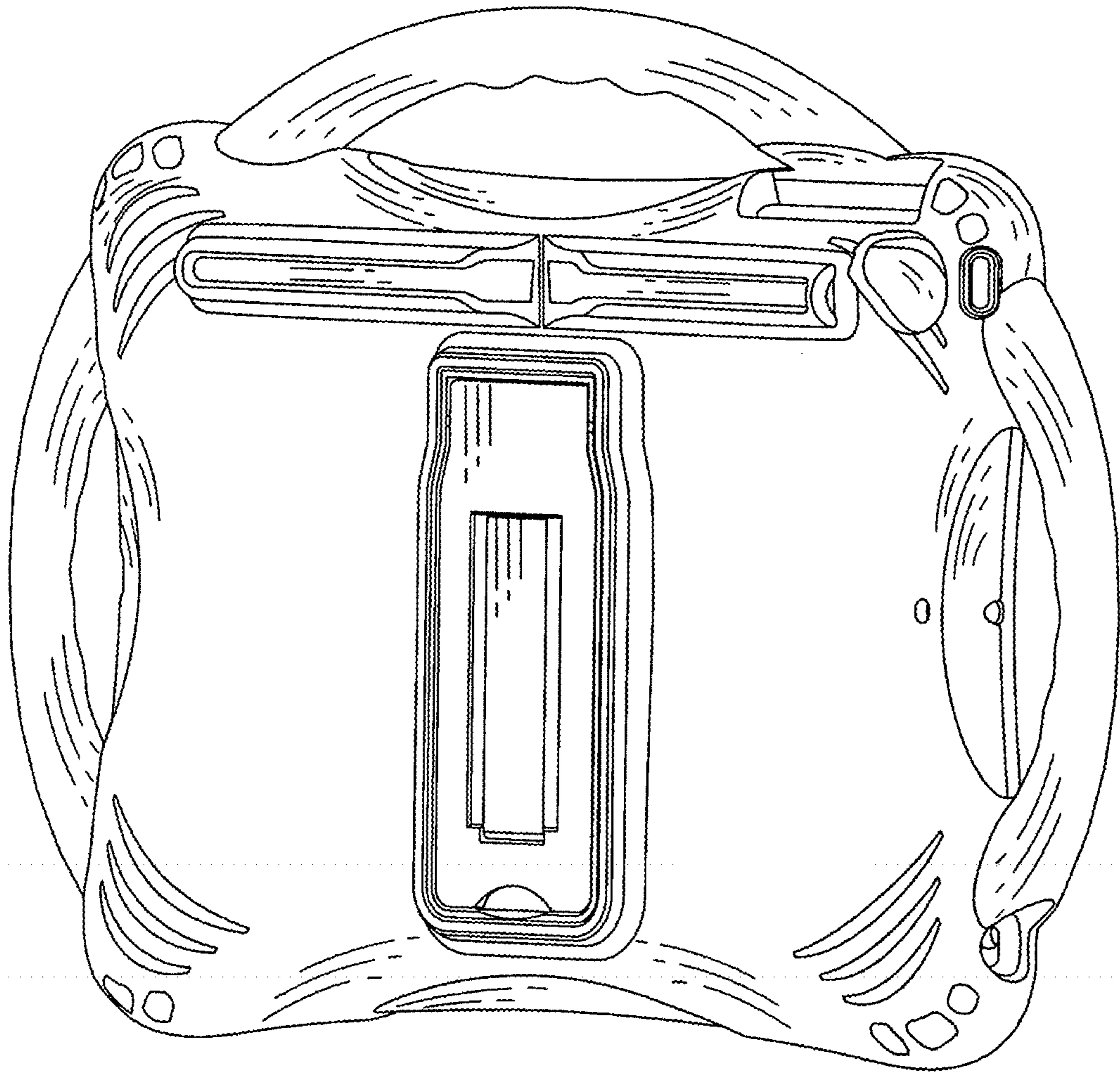


FIG.1

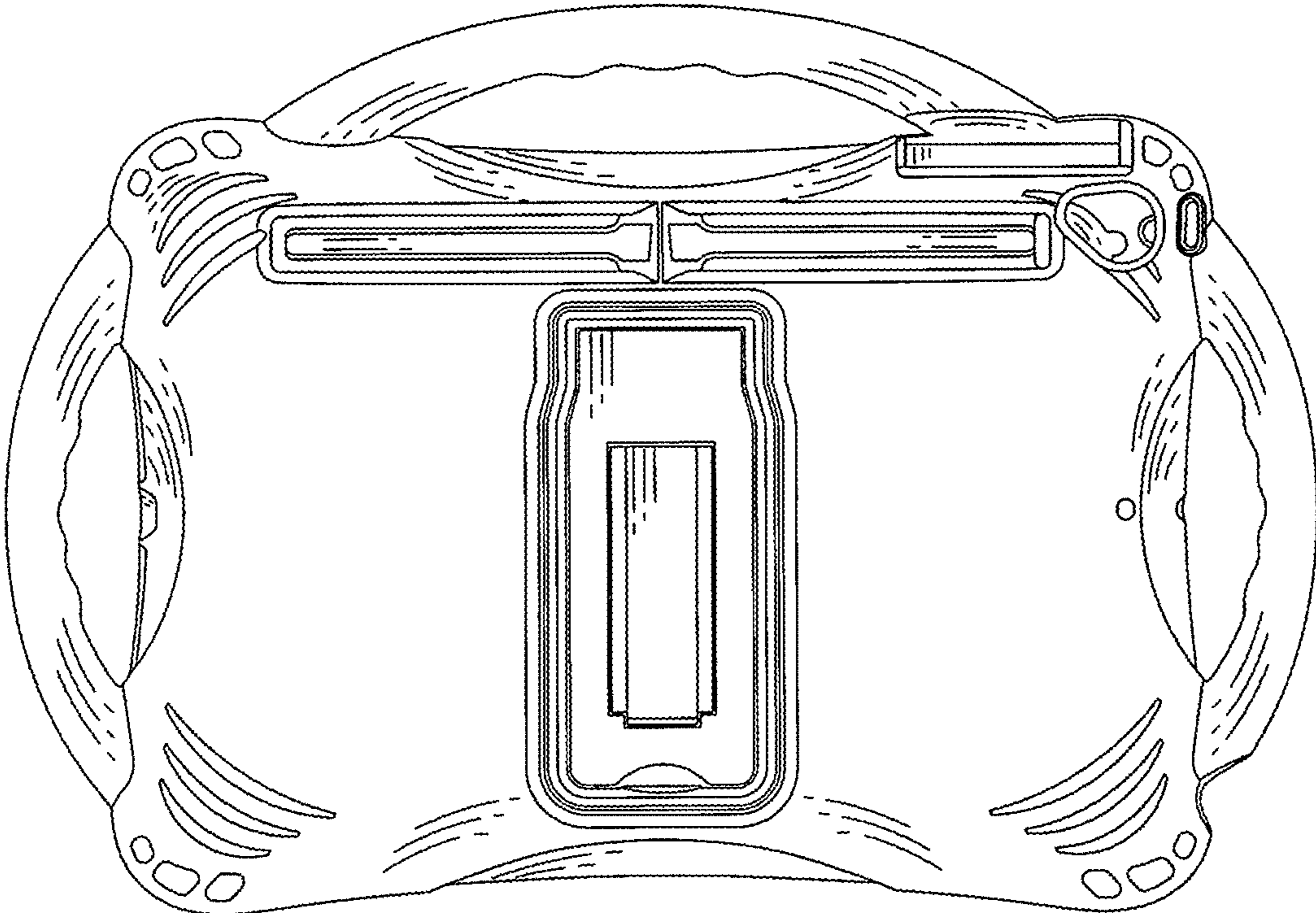


FIG.2

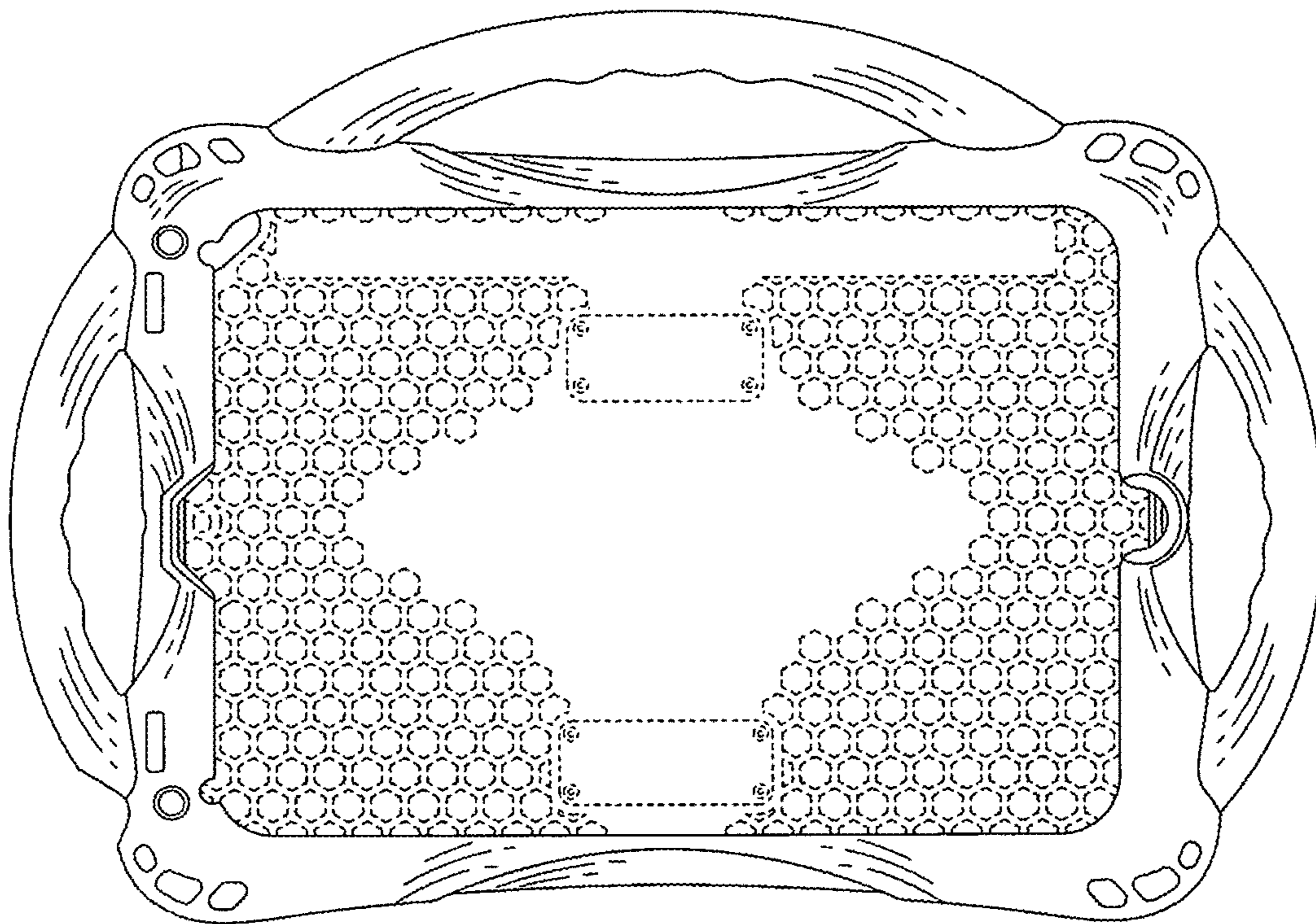


FIG.3




FIG.4




FIG. 5

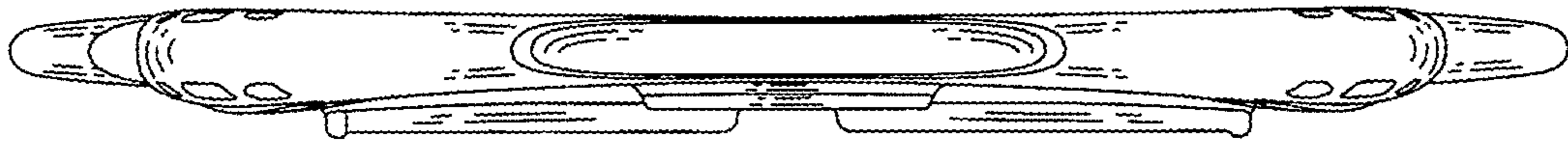


FIG.6

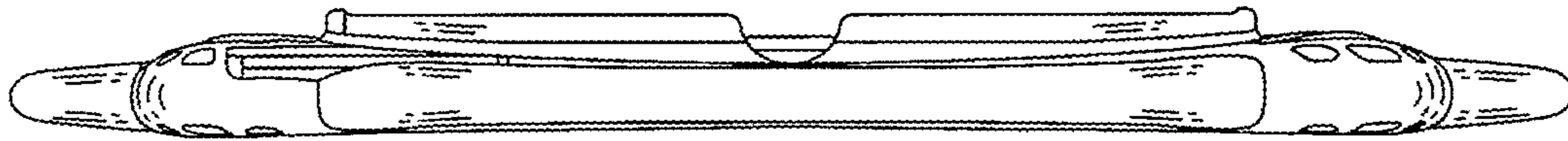


FIG. 7