



US00D916676S

(12) **United States Design Patent** (10) **Patent No.:** **US D916,676 S**  
**Seo** (45) **Date of Patent:** **\*\* Apr. 20, 2021**

(54) **ELECTRONIC DEVICE**

(71) Applicant: **Samsung Electronics Co., Ltd.**,  
Suwon-si (KR)

(72) Inventor: **Jaehun Seo**, Suwon-si (KR)

(73) Assignee: **SAMSUNG ELECTRONICS CO., LTD.**,  
Suwon-si (KR)

(\*\*) Term: **15 Years**

(21) Appl. No.: **29/694,672**

(22) Filed: **Jun. 12, 2019**

(30) **Foreign Application Priority Data**

Dec. 14, 2018 (KR) ..... 30-2018-0059242

(51) **LOC (13) Cl.** ..... **14-03**

(52) **U.S. Cl.**  
USPC ..... **D14/138 G**

(58) **Field of Classification Search**  
USPC ..... D14/138 G, 138 AD, 138 AB, 248, 341,  
D14/371, 374, 138 R, 138 AA, 138 AC,  
D14/138 C, 247

(Continued)

(56) **References Cited**

**U.S. PATENT DOCUMENTS**

D509,202 S \* 9/2005 Lee ..... D14/138 AD  
D568,285 S \* 5/2008 Lee ..... D14/138 G

(Continued)

**OTHER PUBLICATIONS**

Samsung Galaxy A60, announced Apr. 2019, [online], [retrieved on Oct. 16, 2020]. Retrieved from Internet, <URL: <http://www.gsmarena.com>>.\*

(Continued)

*Primary Examiner* — Bridget L Eland

(74) *Attorney, Agent, or Firm* — McAndrews Held & Malloy, Ltd.

(57) **CLAIM**

The ornamental design for an electronic device, as shown and described.

**DESCRIPTION**

FIG. 1 is a front perspective view of a first embodiment of an electronic device showing my new design;  
FIG. 2 is a front view thereof;  
FIG. 3 is a rear view thereof;  
FIG. 4 is a left-side view thereof;  
FIG. 5 is a right-side view thereof;  
FIG. 6 is a top view thereof;  
FIG. 7 is a bottom view thereof;  
FIG. 8 is a rear perspective view thereof;  
FIG. 9 is a front perspective view of a second embodiment of an electronic device showing my new design;  
FIG. 10 is a front view thereof;  
FIG. 11 is a rear view thereof;  
FIG. 12 is a left-side view thereof;  
FIG. 13 is a right-side view thereof;  
FIG. 14 is a top view thereof;  
FIG. 15 is a bottom view thereof;  
FIG. 16 is a rear perspective view thereof;  
FIG. 17 is a front perspective view of a third embodiment of an electronic device showing my new design;  
FIG. 18 is a front view thereof;  
FIG. 19 is a rear view thereof;  
FIG. 20 is a left-side view thereof;  
FIG. 21 is a right-side view thereof;  
FIG. 22 is a top view thereof;  
FIG. 23 is a bottom view thereof;  
FIG. 24 is a rear perspective view thereof;  
FIG. 25 is a front perspective view of a fourth embodiment of an electronic device showing my new design;  
FIG. 26 is a front view thereof;  
FIG. 27 is a rear view thereof;  
FIG. 28 is a left-side view thereof;  
FIG. 29 is a right-side view thereof;  
FIG. 30 is a top view thereof;

(Continued)

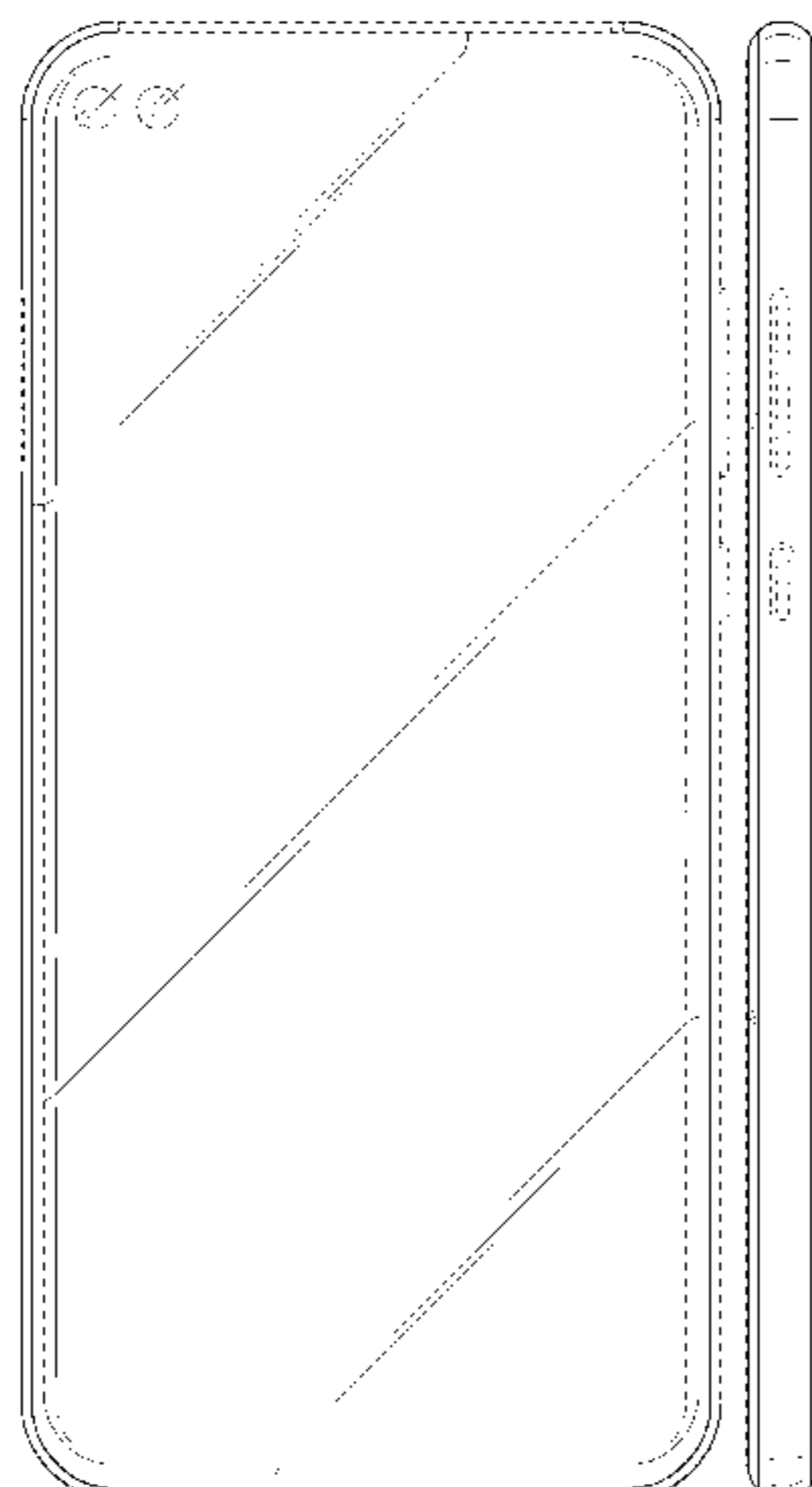


FIG. 31 is a bottom view thereof;  
 FIG. 32 is a rear perspective view thereof;  
 FIG. 33 is a front perspective view of a fifth embodiment of an electronic device showing my new design;  
 FIG. 34 is a front view thereof;  
 FIG. 35 is a rear view thereof;  
 FIG. 36 is a left-side view thereof;  
 FIG. 37 is a right-side view thereof;  
 FIG. 38 is a top view thereof;  
 FIG. 39 is a bottom view thereof;  
 FIG. 40 is a rear perspective view thereof;  
 FIG. 41 is a front perspective view of a sixth embodiment of an electronic device showing my new design;  
 FIG. 42 is a front view thereof;  
 FIG. 43 is a rear view thereof;  
 FIG. 44 is a left-side view thereof;  
 FIG. 45 is a right-side view thereof;  
 FIG. 46 is a top view thereof;  
 FIG. 47 is a bottom view thereof;  
 FIG. 48 is a rear perspective view thereof;  
 FIG. 49 is a front perspective view of a seventh embodiment of an electronic device showing my new design;  
 FIG. 50 is a front view thereof;  
 FIG. 51 is a rear view thereof;  
 FIG. 52 is a left-side view thereof;  
 FIG. 53 is a right-side view thereof;  
 FIG. 54 is a top view thereof;  
 FIG. 55 is a bottom view thereof;  
 FIG. 56 is a rear perspective view thereof;  
 FIG. 57 is a front perspective view of an eighth embodiment of an electronic device showing my new design;  
 FIG. 58 is a front view thereof;  
 FIG. 59 is a rear view thereof;  
 FIG. 60 is a left-side view thereof;  
 FIG. 61 is a right-side view thereof;  
 FIG. 62 is a top view thereof;  
 FIG. 63 is a bottom view thereof; and,  
 FIG. 64 is a rear perspective view thereof.

The evenly-dashed broken lines in the drawings illustrate portions of the electronic device that form no part of the claimed design.

**1 Claim, 48 Drawing Sheets**

(58) **Field of Classification Search**

CPC ..... H04M 1/0202; H04M 1/0235; H04M 1/0237; H04M 1/0239; H04M 1/0266; H04M 1/0268; H04M 1/027; H04M 1/0295; H04M 1/02; H04M 1/0279; H04M 1/0283

See application file for complete search history.

(56) **References Cited**

U.S. PATENT DOCUMENTS

D616,852 S \* 6/2010 Kim ..... D14/138 AD  
 D654,464 S \* 2/2012 Han ..... D14/138 G

D695,255 S \* 12/2013 Kim ..... D14/138 G  
 D700,164 S \* 2/2014 Park ..... D14/138 G  
 D744,450 S \* 12/2015 Kim ..... D14/138 G  
 D783,565 S \* 4/2017 Kim ..... D14/138 G  
 D783,566 S \* 4/2017 Kim ..... D14/138 G  
 D788,735 S \* 6/2017 Daniel ..... D14/138 G  
 D794,594 S \* 8/2017 Seo ..... D14/138 G  
 D797,071 S \* 9/2017 Seo ..... D14/138 G  
 D806,705 S \* 1/2018 Akana ..... D14/341  
 D816,055 S \* 4/2018 Song ..... D14/138 G  
 D822,017 S \* 7/2018 Noh ..... D14/341  
 D823,272 S \* 7/2018 Croyle ..... D14/138 G  
 D825,516 S \* 8/2018 Li ..... D14/138 G  
 D830,987 S \* 10/2018 Choe ..... D14/138 G  
 D846,539 S \* 4/2019 Choe ..... D14/248  
 D848,390 S \* 5/2019 Cha ..... D14/138 G  
 D849,708 S \* 5/2019 Park ..... D14/138 G  
 D851,054 S \* 6/2019 Nalbandian ..... D14/138 G  
 D856,955 S \* 8/2019 Seo ..... D14/138 G  
 D859,381 S \* 9/2019 Lin ..... D14/248  
 D861,630 S \* 10/2019 Chiang ..... D14/138 G  
 D870,087 S \* 12/2019 Lin ..... D14/248  
 D883,944 S \* 5/2020 Matsuoka ..... D14/138 G  
 D883,947 S \* 5/2020 Zhu ..... D14/138 G  
 D886,754 S \* 6/2020 Ha ..... D14/138 G  
 D888,683 S \* 6/2020 Zhang ..... D14/138 G  
 D890,111 S \* 7/2020 Park ..... D14/138 G  
 D890,112 S \* 7/2020 Park ..... D14/138 G  
 D890,712 S \* 7/2020 Liu ..... D14/138 G  
 D891,386 S \* 7/2020 Liu ..... D14/138 G  
 D892,782 S \* 8/2020 Liu ..... D14/248  
 D894,858 S \* 9/2020 Park ..... D14/138 G  
 D894,859 S \* 9/2020 Park ..... D14/138 G  
 D894,885 S \* 9/2020 Park ..... D14/248  
 D897,303 S \* 9/2020 Gong ..... D14/138 G  
 D897,980 S \* 10/2020 Wu ..... D14/138 G  
 D897,981 S \* 10/2020 Kim ..... D14/138 G  
 D898,691 S \* 10/2020 Ji ..... D14/138 G  
 D900,779 S \* 11/2020 Gu ..... D14/138 G  
 D901,421 S \* 11/2020 Hu ..... D14/138 G  
 D903,617 S \* 12/2020 Yi ..... D14/138 G  
 D903,644 S \* 12/2020 Kim ..... D14/248  
 2019/0312964 A1 \* 10/2019 Haiberger ..... H04M 1/0202

OTHER PUBLICATIONS

Samsung Galaxy M40, announced Jun. 2019, [online], [retrieved on Oct. 5, 2020]. Retrieved from Internet ,<URL: <http://www.gsmarena.com>>.\*  
 Samsung Galaxy S10e, announced Feb. 20, 2019, [online], [retrieved on Oct. 16, 2020]. Retrieved from Internet ,<URL: <http://www.gsmarena.com>>.\*  
 Samsung Galaxy S10+, announced Feb. 20, 2019, [online], [retrieved on Oct. 16, 2020]. Retrieved from Internet ,<URL: <http://www.gsmarena.com>>.\*  
 Samsung Galaxy S10 5G, announced Feb. 2019, [online], [retrieved on Oct. 16, 2020]. Retrieved from Internet ,<URL: <http://www.gsmarena.com>>.\*  
 Samsung Galaxy A11, announced Mar. 13, 2020, [online], [retrieved on Oct. 5, 2020]. Retrieved from Internet ,<URL: <http://www.gsmarena.com>>.\*  
 Samsung Galaxy M11, announced Mar. 30, 2020, [online], [retrieved on Oct. 5, 2020]. Retrieved from Internet ,<URL: <http://www.gsmarena.com>>.\*

\* cited by examiner



FIG. 1

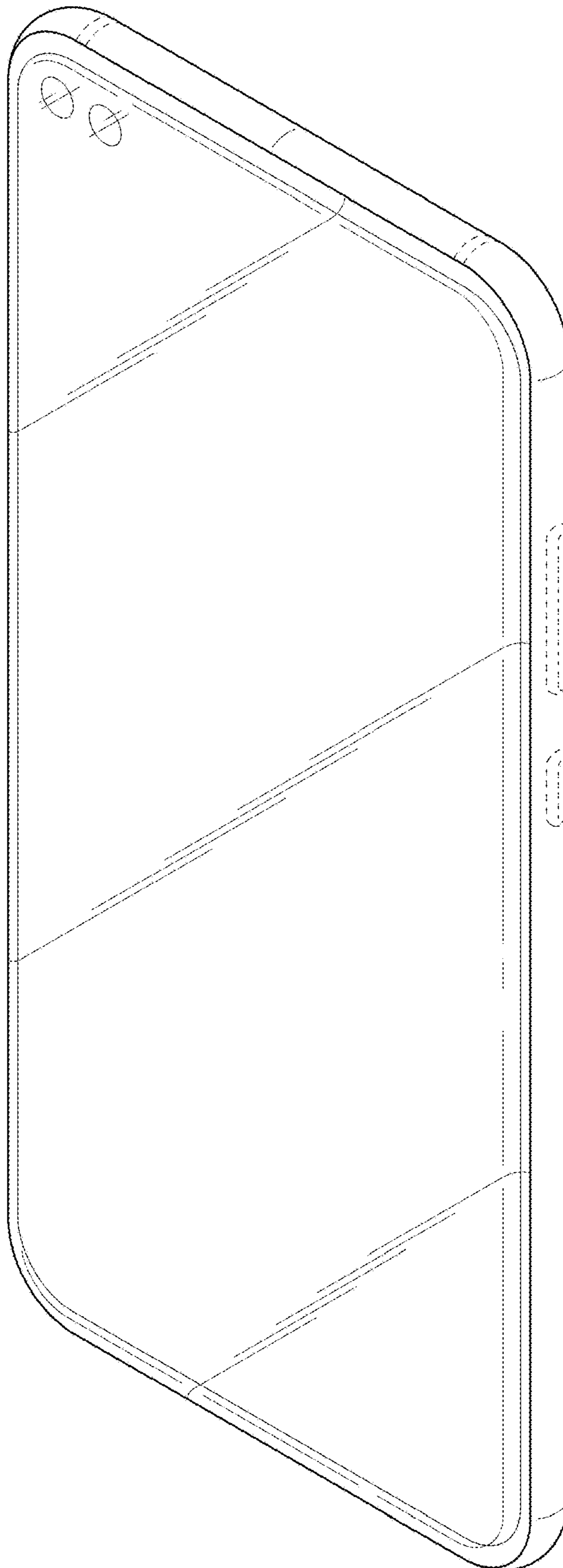


FIG.2




FIG.3




FIG.4




FIG.5




FIG.6

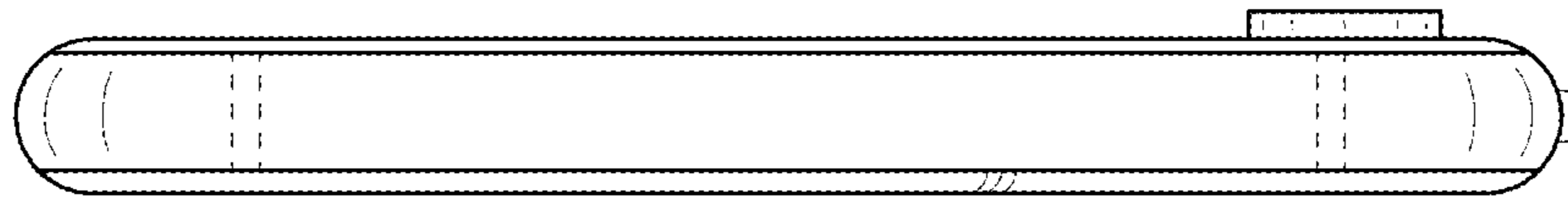


FIG.7

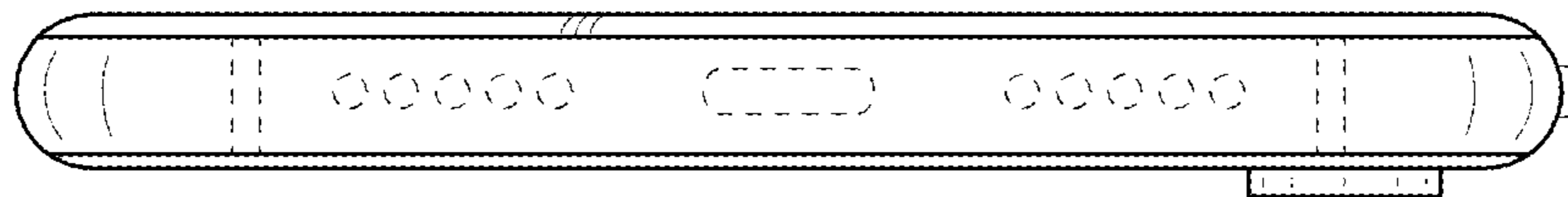


FIG.8






FIG.9

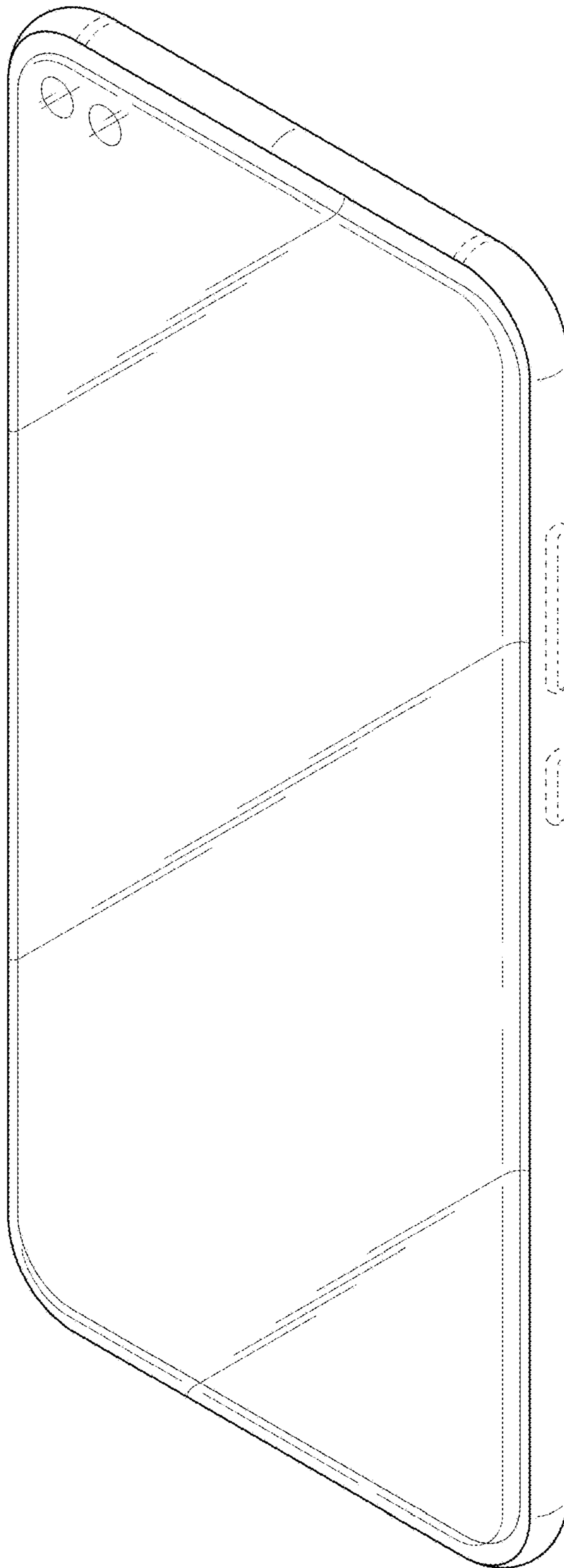


FIG.10




FIG.11




FIG.12

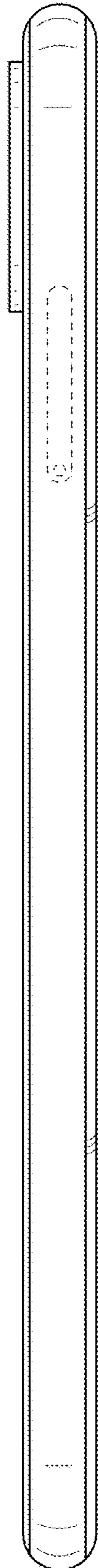


FIG.13

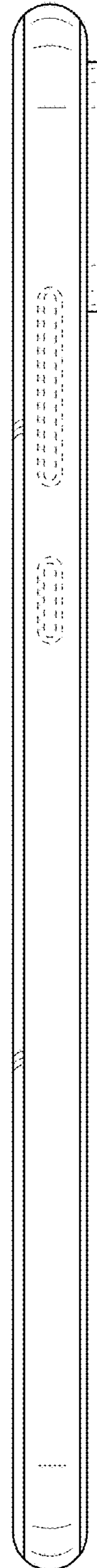


FIG.14

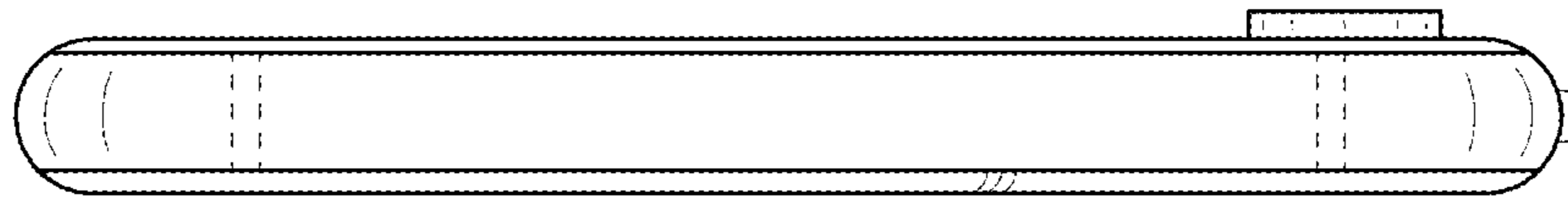


FIG.15

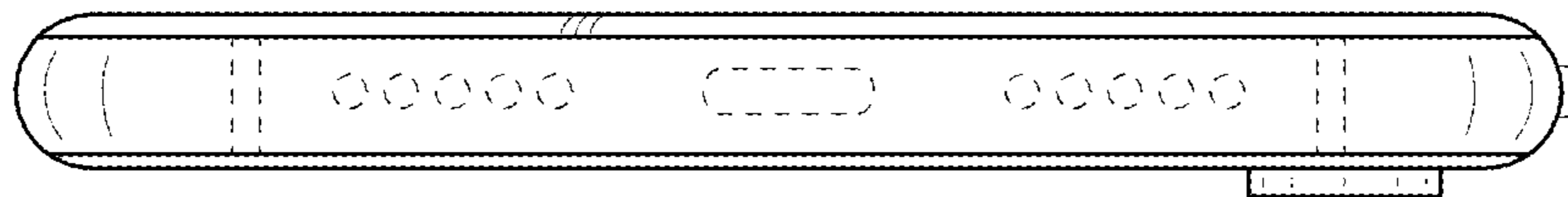




FIG.16




FIG.17

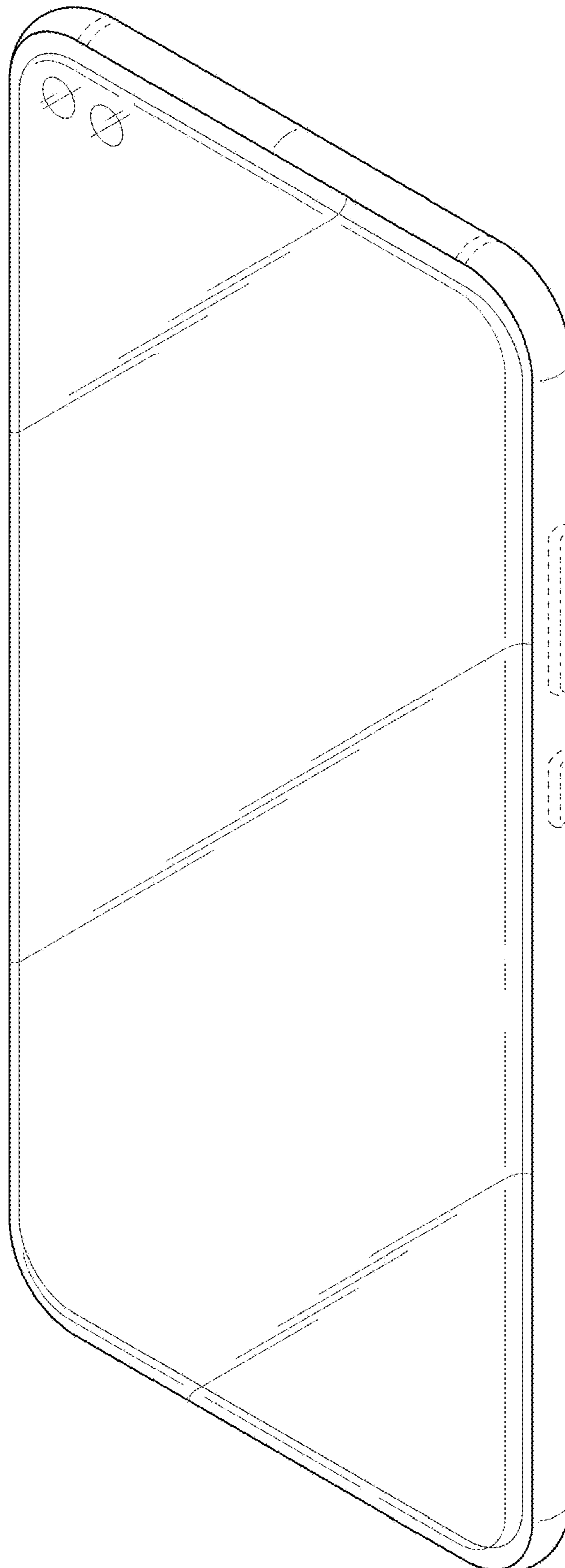


FIG.18




FIG.19




FIG.20

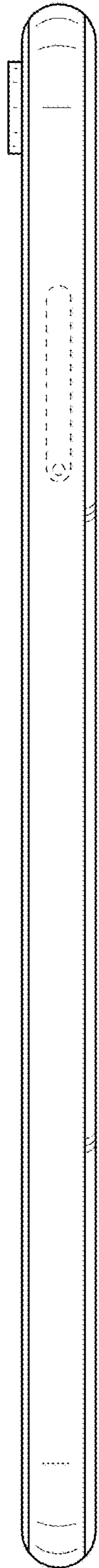


FIG.21

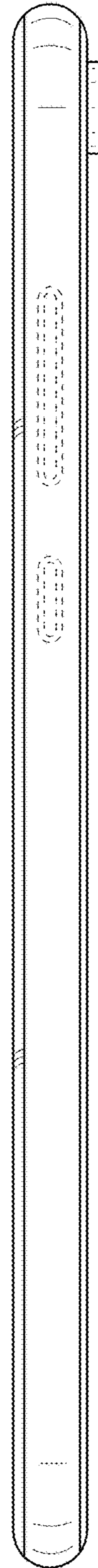




FIG.22

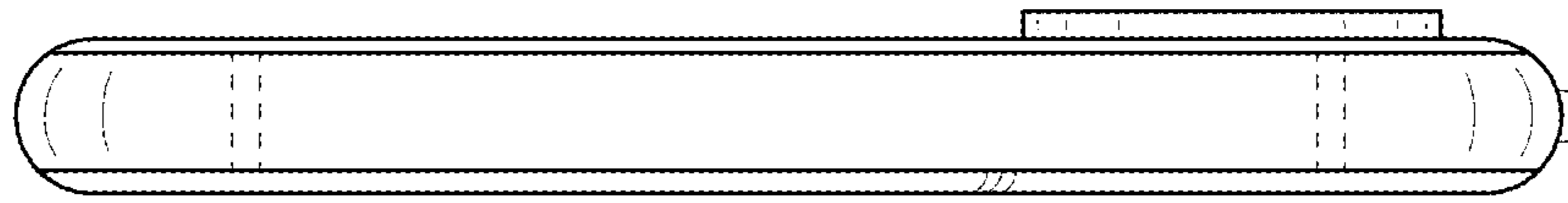


FIG.23

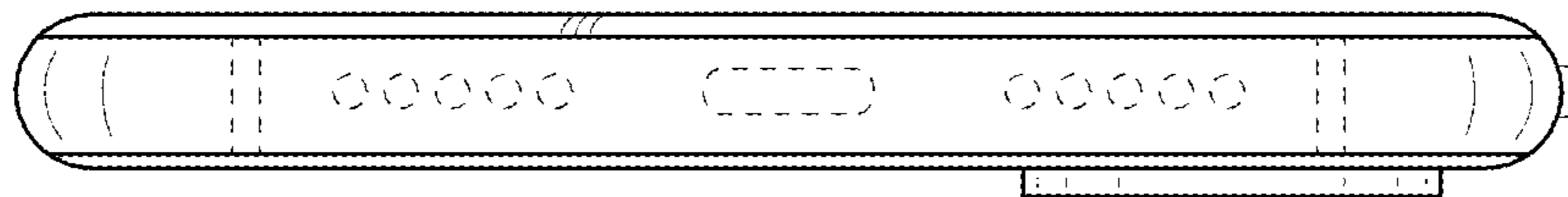


FIG.24




FIG.25

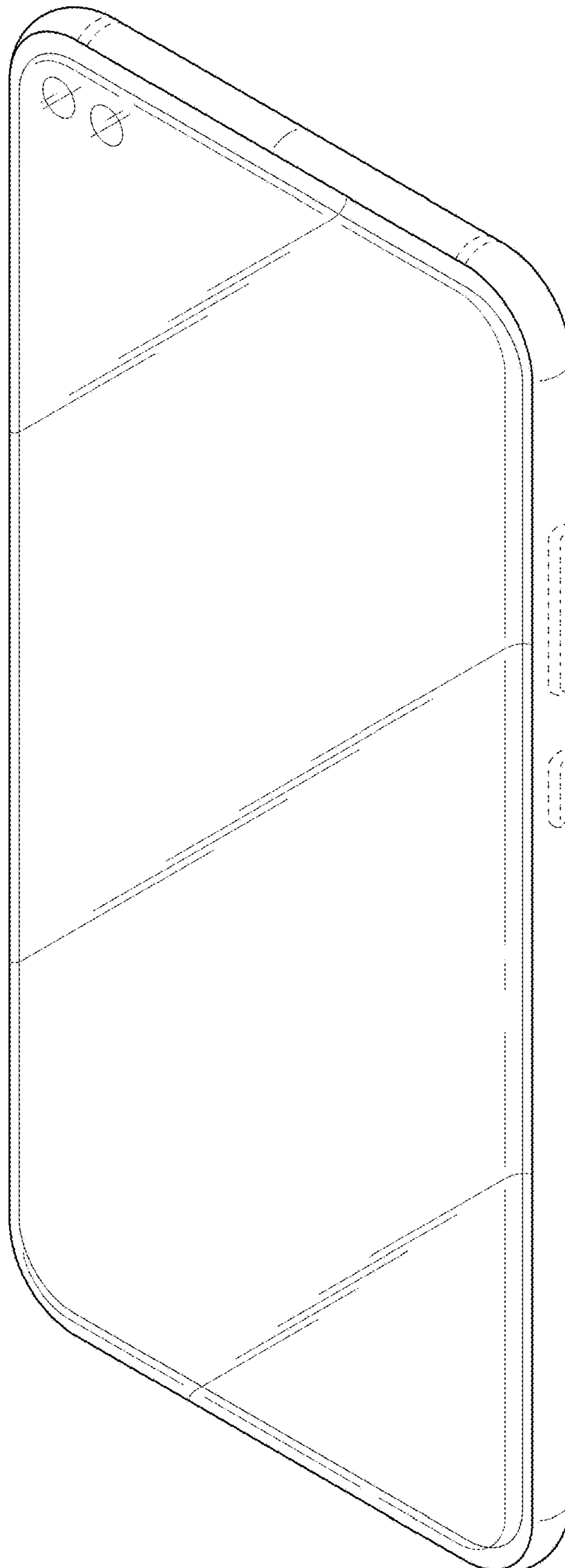


FIG.26




FIG.27






FIG.28

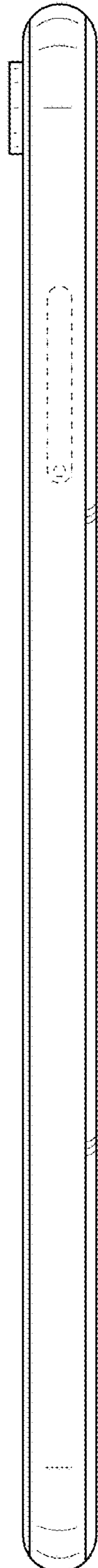


FIG.29

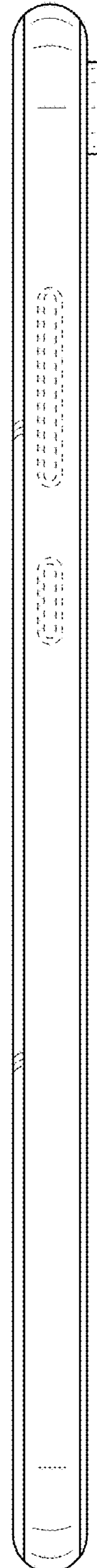


FIG.30

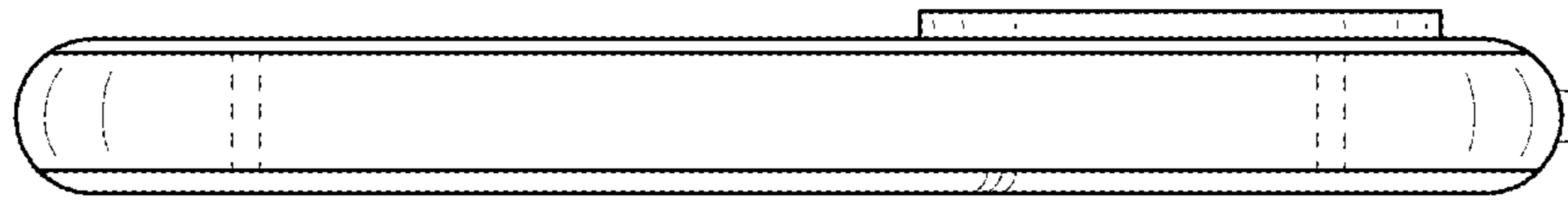


FIG.31

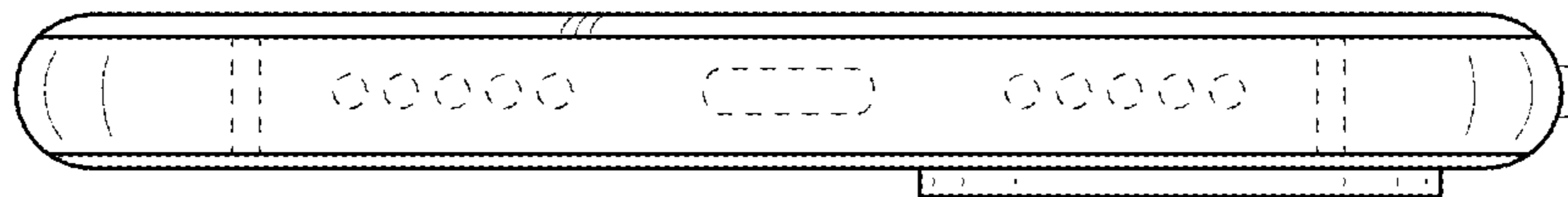


FIG.32




FIG.33

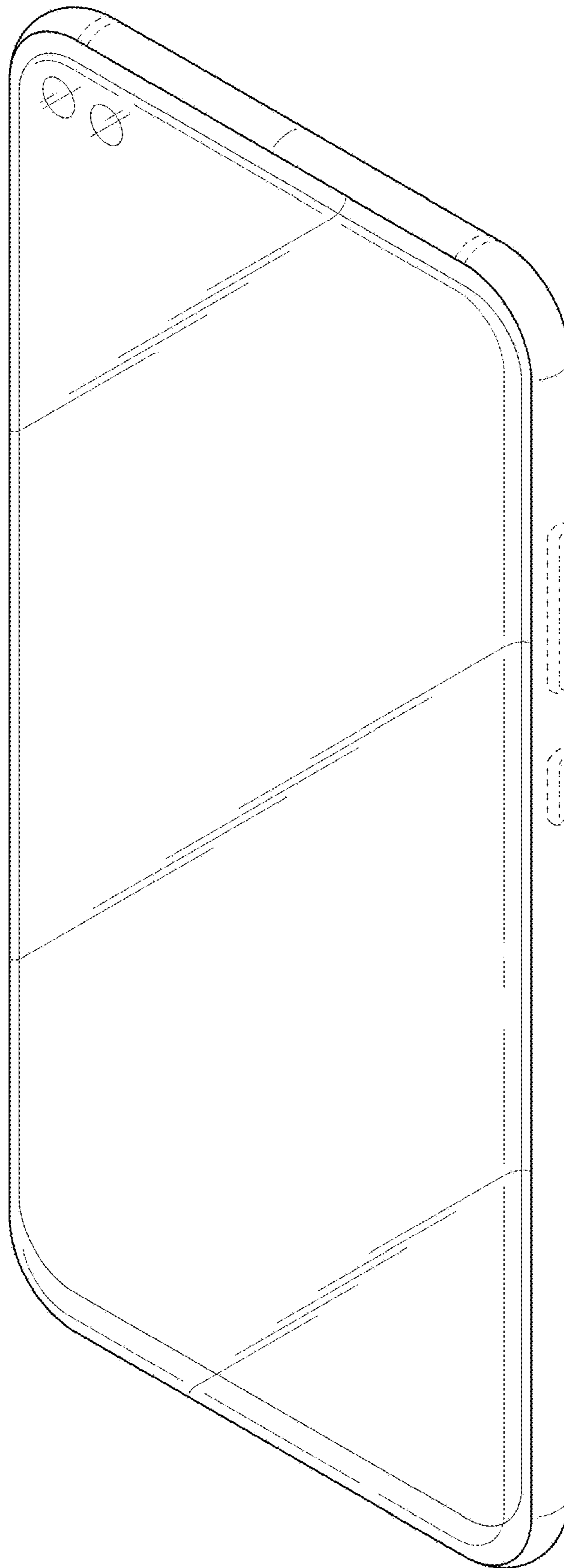


FIG.34






FIG.35




FIG.36

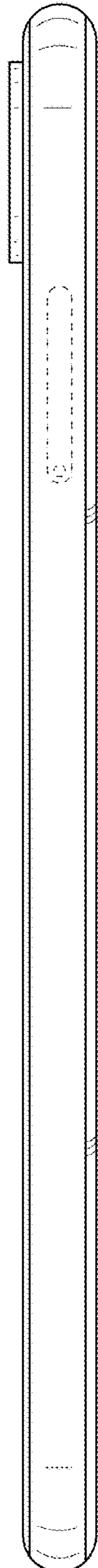


FIG.37

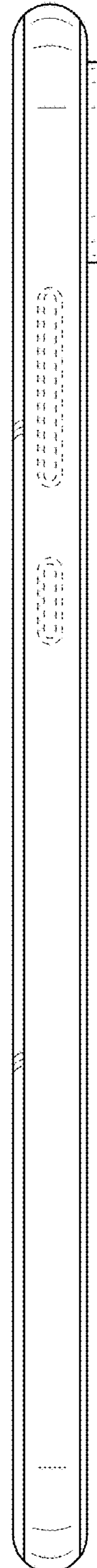


FIG.38

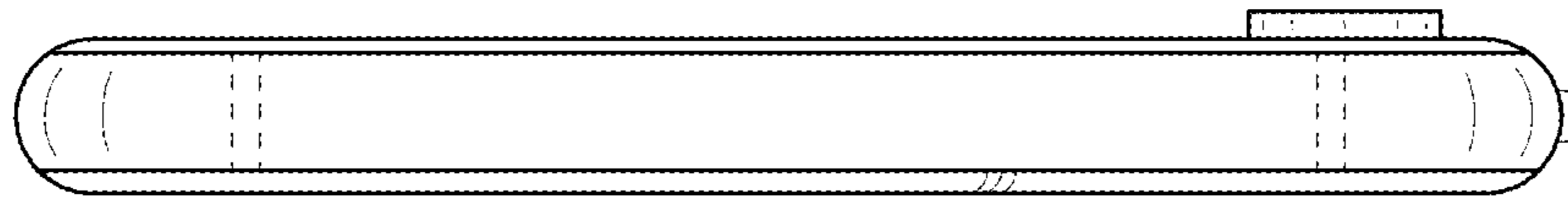


FIG.39

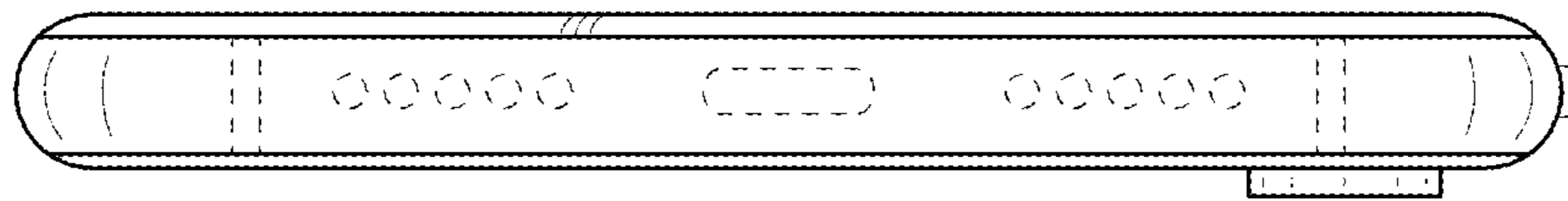


FIG.40




FIG.41

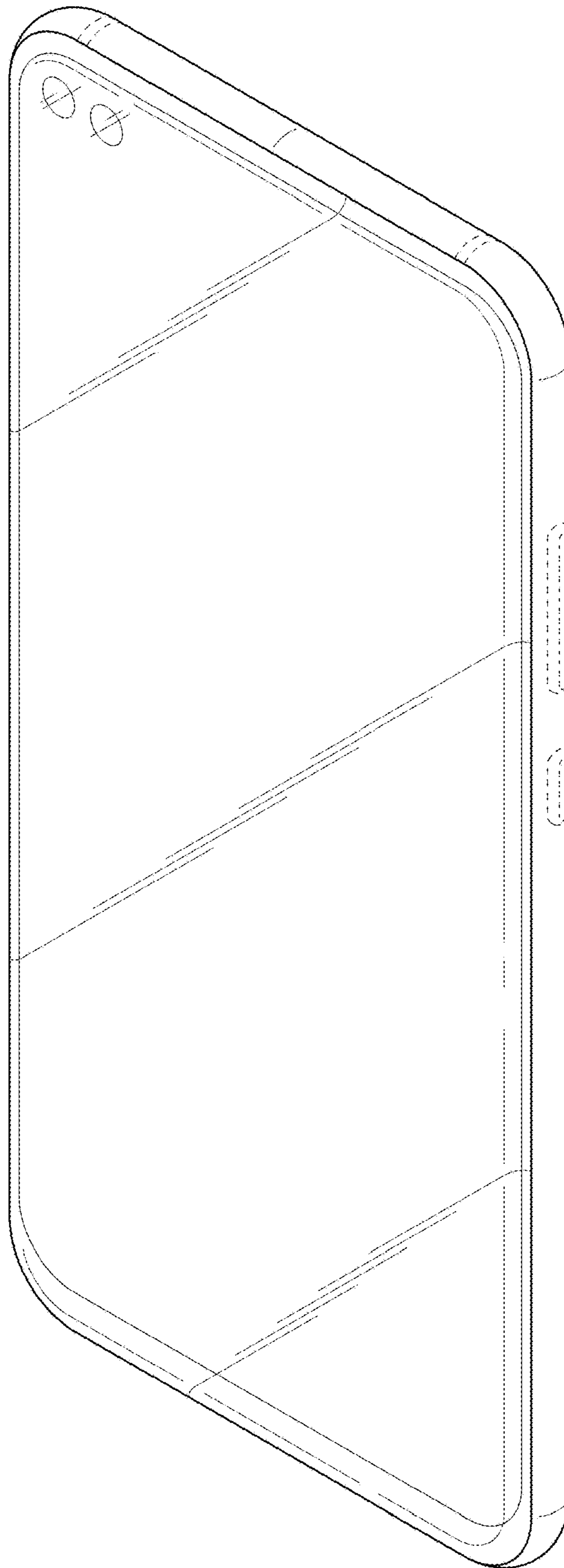


FIG.42






FIG.43




FIG.44

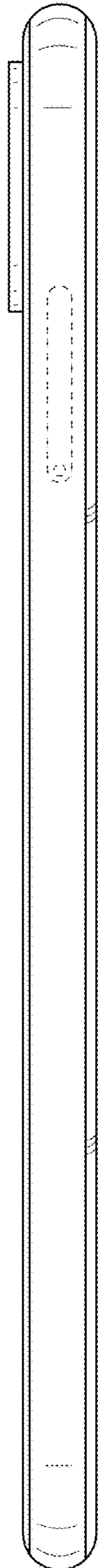


FIG.45

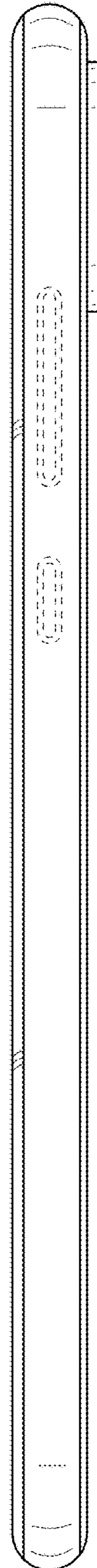


FIG.46

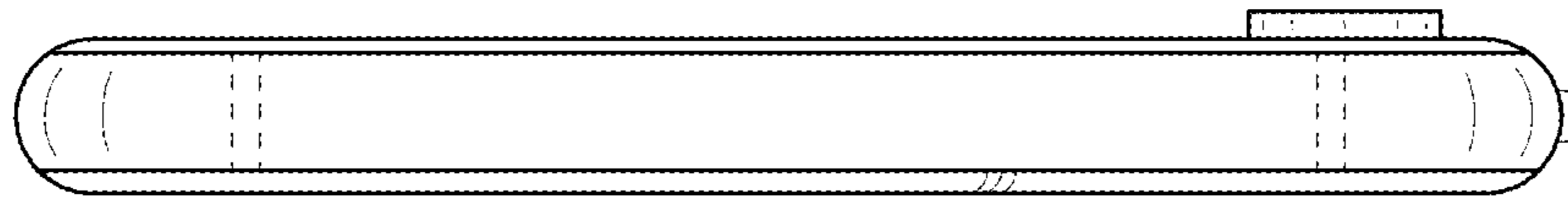


FIG.47

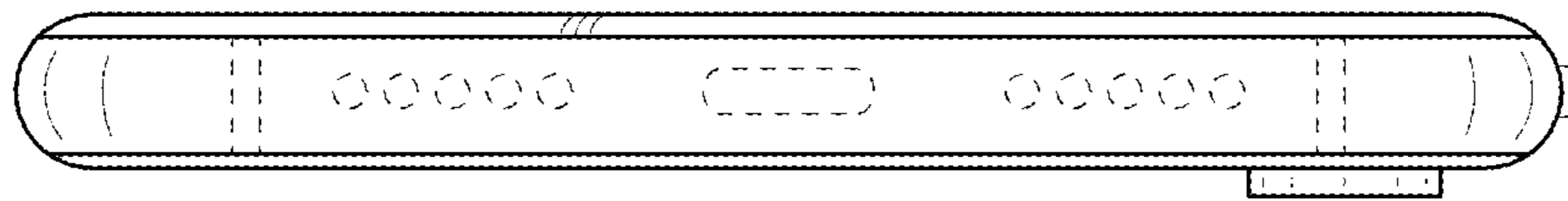


FIG.48




FIG.49

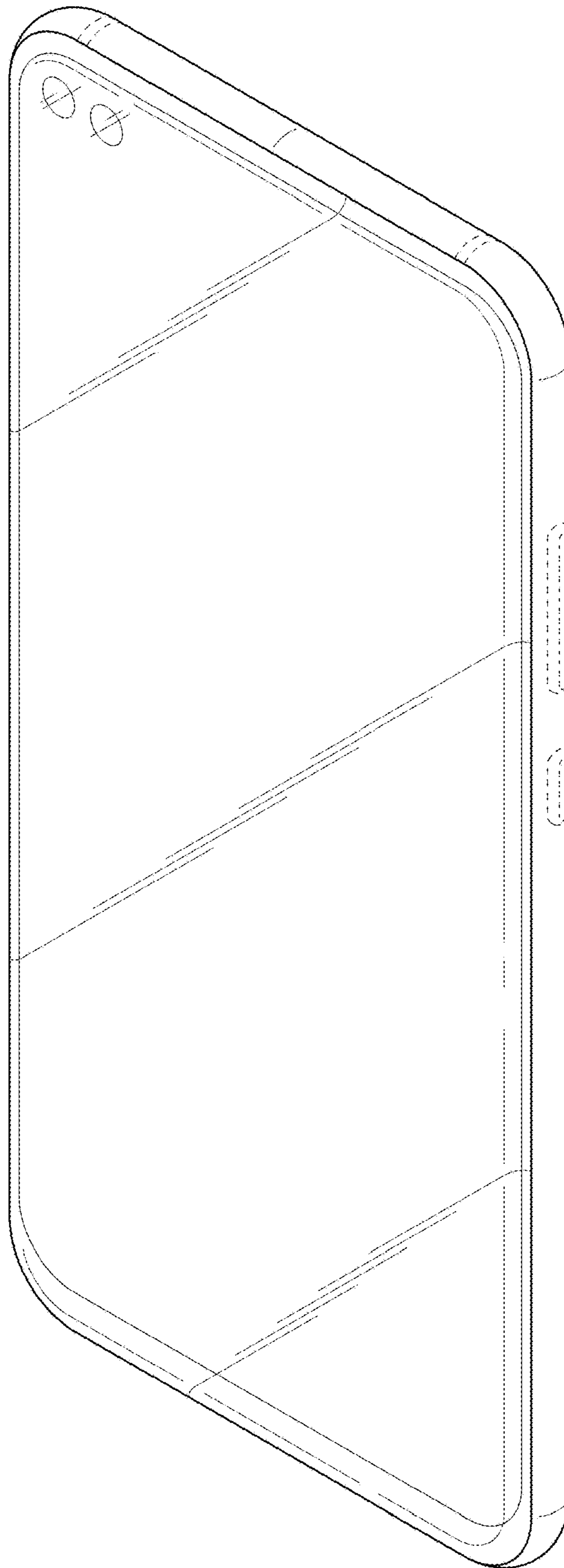


FIG.50






FIG.51




FIG.52

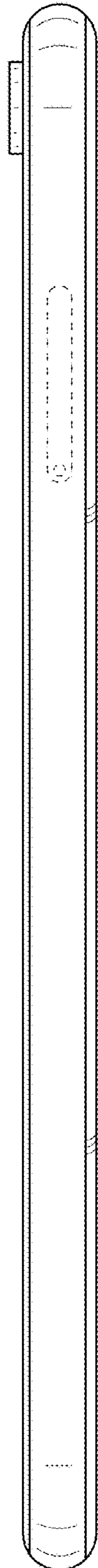


FIG.53

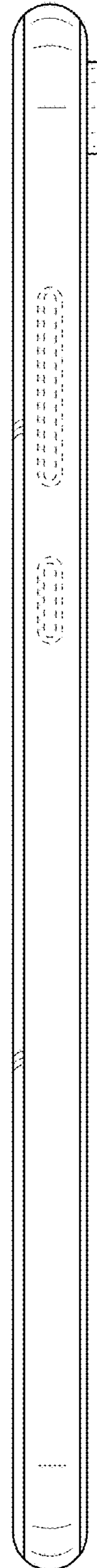


FIG.54

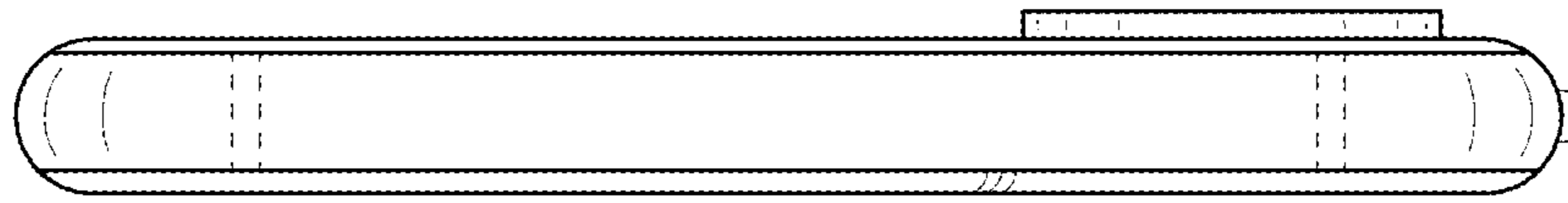


FIG.55

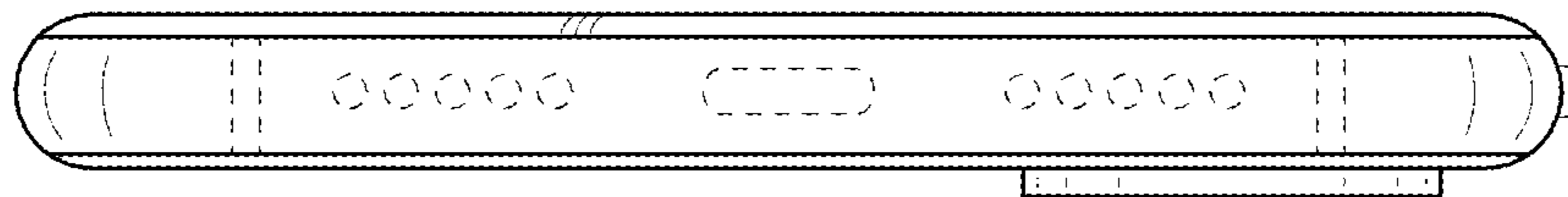


FIG.56




FIG.57

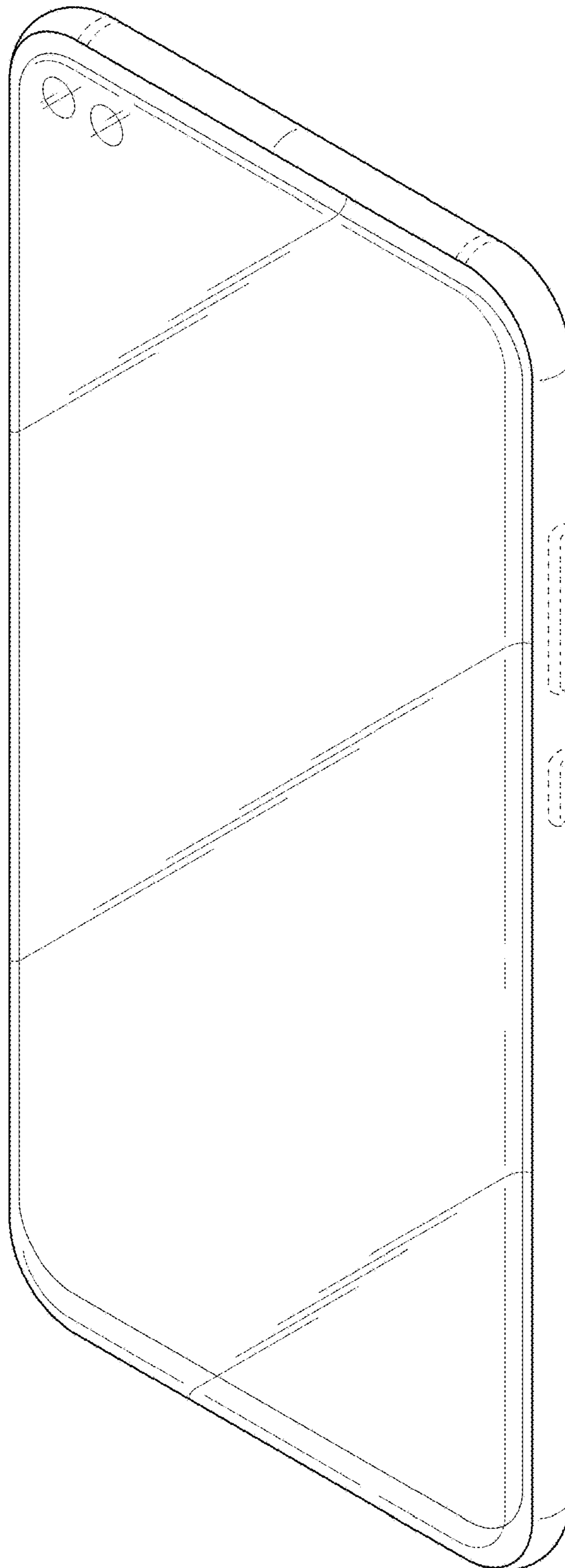


FIG.58






FIG.59




FIG.60

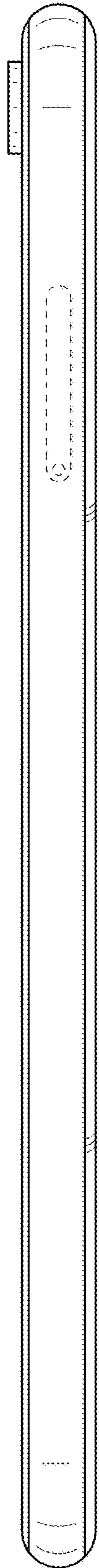


FIG.61

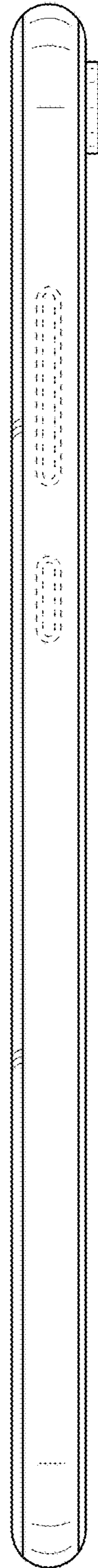


FIG.62

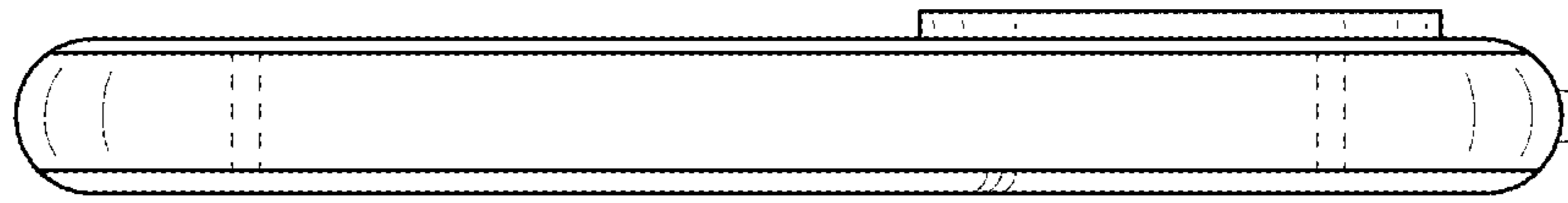


FIG.63

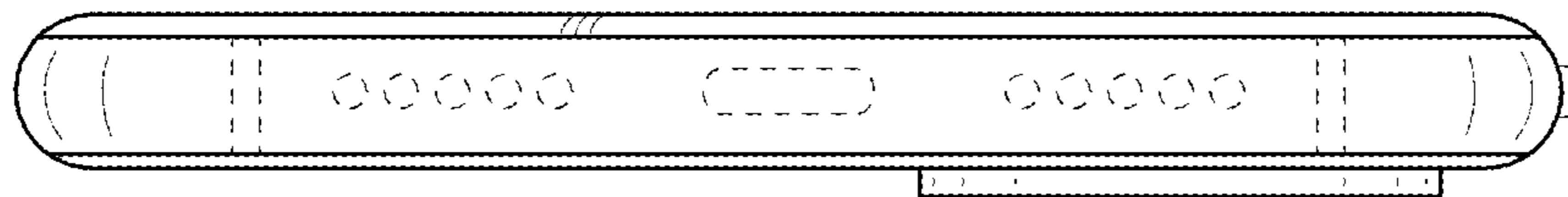


FIG.64

