



US00D916674S

(12) **United States Design Patent** (10) **Patent No.:** **US D916,674 S**  
**Seo** (45) **Date of Patent:** **\*\* \*Apr. 20, 2021**

(54) **ELECTRONIC DEVICE**

(71) Applicant: **Samsung Electronics Co., Ltd.**,  
Suwon-si (KR)

(72) Inventor: **Jaehun Seo**, Suwon-si (KR)

(73) Assignee: **SAMSUNG ELECTRONICS CO., LTD.**,  
Suwon-si (KR)

(\*) Notice: This patent is subject to a terminal disclaimer.

(\*\*) Term: **15 Years**

(21) Appl. No.: **29/694,665**

(22) Filed: **Jun. 12, 2019**

(30) **Foreign Application Priority Data**

Dec. 14, 2018 (KR) ..... 30-2018-0059238

(51) **LOC (13) Cl.** ..... **14-03**

(52) **U.S. Cl.**  
USPC ..... **D14/138 G**

(58) **Field of Classification Search**  
USPC ..... D14/138 G, 138 AD, 138 AB, 248, 341,  
D14/371, 374, 138 R, 138 AA, 138 AC,  
D14/138 C, 247

(Continued)

(56) **References Cited**

**U.S. PATENT DOCUMENTS**

D509,202 S \* 9/2005 Lee ..... D14/138 AD  
D568,285 S \* 5/2008 Lee ..... D14/138 G

(Continued)

**OTHER PUBLICATIONS**

Samsung Galaxy A60, announced Apr. 2019, [online], [retrieved on Oct. 16, 2020]. Retrieved from Internet, <URL: <http://www.gsmarena.com>>.\*

(Continued)

*Primary Examiner* — Bridget L Eland

(74) *Attorney, Agent, or Firm* — McAndrews Held & Malloy, Ltd.

(57) **CLAIM**

The ornamental design for an electronic device, as shown and described.

**DESCRIPTION**

FIG. 1 is a front perspective view of a first embodiment of an electronic device showing my new design;  
FIG. 2 is a front view thereof;  
FIG. 3 is a rear view thereof;  
FIG. 4 is a left-side view thereof;  
FIG. 5 is a right-side view thereof;  
FIG. 6 is a top view thereof;  
FIG. 7 is a bottom view thereof;  
FIG. 8 is a rear perspective view thereof;  
FIG. 9 is a front perspective view of a second embodiment of an electronic device showing my new design;  
FIG. 10 is a front view thereof;  
FIG. 11 is a rear view thereof;  
FIG. 12 is a left-side view thereof;  
FIG. 13 is a right-side view thereof;  
FIG. 14 is a top view thereof;  
FIG. 15 is a bottom view thereof;  
FIG. 16 is a rear perspective view thereof;  
FIG. 17 is a front perspective view of a third embodiment of an electronic device showing my new design;  
FIG. 18 is a front view thereof;  
FIG. 19 is a rear view thereof;  
FIG. 20 is a left-side view thereof;  
FIG. 21 is a right-side view thereof;  
FIG. 22 is a top view thereof;  
FIG. 23 is a bottom view thereof;  
FIG. 24 is a rear perspective view thereof;  
FIG. 25 is a front perspective view of a fourth embodiment of an electronic device showing my new design;  
FIG. 26 is a front view thereof;  
FIG. 27 is a rear view thereof;  
FIG. 28 is a left-side view thereof;  
FIG. 29 is a right-side view thereof;

(Continued)

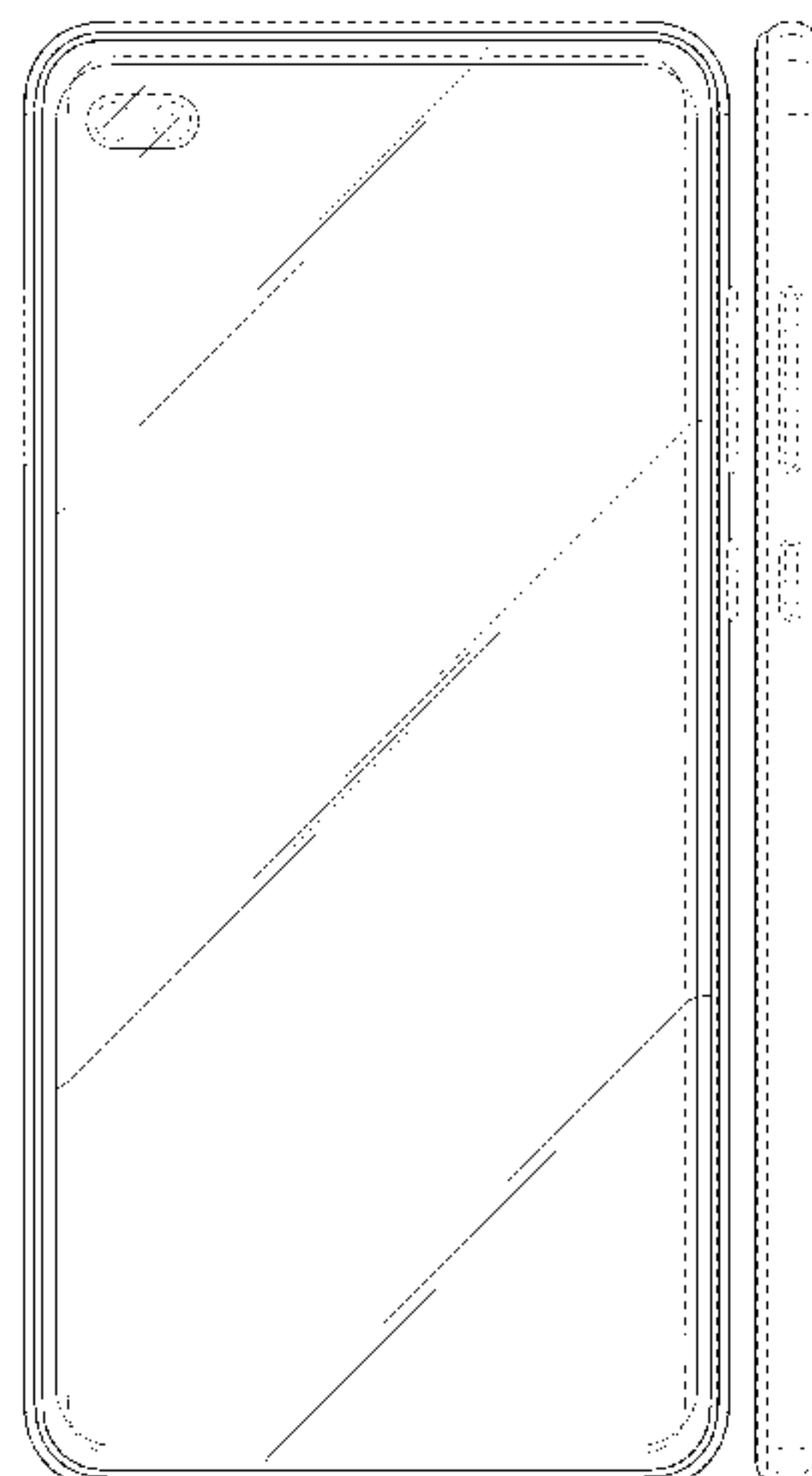


FIG. 30 is a top view thereof;  
 FIG. 31 is a bottom view thereof;  
 FIG. 32 is a rear perspective view thereof;  
 FIG. 33 is a front perspective view of a fifth embodiment of an electronic device showing my new design;  
 FIG. 34 is a front view thereof;  
 FIG. 35 is a rear view thereof;  
 FIG. 36 is a left-side view thereof;  
 FIG. 37 is a right-side view thereof;  
 FIG. 38 is a top view thereof;  
 FIG. 39 is a bottom view thereof;  
 FIG. 40 is a rear perspective view thereof;  
 FIG. 41 is a front perspective view of a sixth embodiment of an electronic device showing my new design;  
 FIG. 42 is a front view thereof;  
 FIG. 43 is a rear view thereof;  
 FIG. 44 is a left-side view thereof;  
 FIG. 45 is a right-side view thereof;  
 FIG. 46 is a top view thereof;  
 FIG. 47 is a bottom view thereof;  
 FIG. 48 is a rear perspective view thereof;  
 FIG. 49 is a front perspective view of a seventh embodiment of an electronic device showing my new design;  
 FIG. 50 is a front view thereof;  
 FIG. 51 is a rear view thereof;  
 FIG. 52 is a left-side view thereof;  
 FIG. 53 is a right-side view thereof;  
 FIG. 54 is a top view thereof;  
 FIG. 55 is a bottom view thereof;  
 FIG. 56 is a rear perspective view thereof;  
 FIG. 57 is a front perspective view of an eighth embodiment of an electronic device showing my new design;  
 FIG. 58 is a front view thereof;  
 FIG. 59 is a rear view thereof;  
 FIG. 60 is a left-side view thereof;  
 FIG. 61 is a right-side view thereof;  
 FIG. 62 is a top view thereof;  
 FIG. 63 is a bottom view thereof; and,  
 FIG. 64 is a rear perspective view thereof.  
 The evenly-dashed broken lines in the drawings illustrate portions of the electronic device that form no part of the claimed design.

D709,472	S	*	7/2014	Seo	.....	D14/138	G
D722,038	S	*	2/2015	Cheng	.....	D14/138	G
D723,492	S	*	3/2015	Kim	.....	D14/138	G
D744,450	S	*	12/2015	Kim	.....	D14/138	G
D784,281	S	*	4/2017	Ryu	.....	D14/138	G
D796,469	S	*	9/2017	Jin	.....	D14/138	G
D800,710	S	*	10/2017	Ryu	.....	D14/248	
D806,705	S	*	1/2018	Akana	.....	D14/341	
D825,511	S	*	8/2018	Shin	.....	D14/138	G
D852,769	S	*	7/2019	Li	.....	D14/138	G
D858,475	S	*	9/2019	Wang	.....	D14/138	G
D859,381	S	*	9/2019	Lin	.....	D14/248	
D859,382	S	*	9/2019	Yi	.....	D14/248	
D859,383	S	*	9/2019	Yi	.....	D14/248	
D863,243	S	*	10/2019	Kim	.....	D14/138	G
D863,307	S	*	10/2019	Yi	.....	D14/432	
D863,308	S	*	10/2019	Yi	.....	D14/432	
D864,140	S	*	10/2019	Lin	.....	D14/138	G
D865,732	S	*	11/2019	Park	.....	D14/248	
D865,733	S	*	11/2019	Park	.....	D14/248	
D865,735	S	*	11/2019	Park	.....	D14/248	
D865,737	S	*	11/2019	Park	.....	D14/248	
D866,540	S	*	11/2019	Park	.....	D14/248	
D868,763	S	*	12/2019	Kim	.....	D14/248	
D869,459	S	*	12/2019	Wan	.....	D14/341	
D870,087	S	*	12/2019	Lin	.....	D14/248	
D883,947	S	*	5/2020	Zhu	.....	D14/138	G
D886,754	S	*	6/2020	Ha	.....	D14/138	G
D890,111	S	*	7/2020	Park	.....	D14/138	G
D890,112	S	*	7/2020	Park	.....	D14/138	G
D890,712	S	*	7/2020	Liu	.....	D14/138	G
D891,386	S	*	7/2020	Liu	.....	D14/138	G
D892,780	S	*	8/2020	Park	.....	D14/248	
D892,781	S	*	8/2020	Park	.....	D14/248	
D892,782	S	*	8/2020	Liu	.....	D14/248	
D894,858	S	*	9/2020	Park	.....	D14/138	G
D894,859	S	*	9/2020	Park	.....	D14/138	G
D894,885	S	*	9/2020	Park	.....	D14/248	
D897,303	S	*	9/2020	Gong	.....	D14/138	G
D897,980	S	*	10/2020	Wu	.....	D14/138	G
D897,981	S	*	10/2020	Kim	.....	D14/138	G
D898,691	S	*	10/2020	Ji	.....	D14/138	G
D900,779	S	*	11/2020	Gu	.....	D14/138	G
D901,421	S	*	11/2020	Hu	.....	D14/138	G
D903,617	S	*	12/2020	Yi	.....	D14/138	G
D903,644	S	*	12/2020	Kim	.....	D14/248	
2012/0175506	A1	*	7/2012	Wittenberg	.....	H03K 17/9631	
						250/216	
2013/0058039	A1	*	3/2013	Lee	.....	G06F 1/203	
						361/690	

1 Claim, 48 Drawing Sheets

(58) **Field of Classification Search**  
 CPC ..... H04M 1/0202; H04M 1/0235; H04M 1/0237; H04M 1/0239; H04M 1/0266; H04M 1/0268; H04M 1/027; H04M 1/0295; H04M 1/02; H04M 1/0279; H04M 1/0283  
 See application file for complete search history.

(56) **References Cited**  
 U.S. PATENT DOCUMENTS  
 D613,722 S \* 4/2010 Kaneta ..... D14/138 G  
 D616,852 S \* 6/2010 Kim ..... D14/138 AD  
 D682,803 S \* 5/2013 Lee ..... D14/138 G  
 D696,221 S \* 12/2013 Lee ..... D14/138 G  
 D699,207 S \* 2/2014 Kim ..... D14/138 G  
 D700,161 S \* 2/2014 Yoshihara ..... D14/138 G

OTHER PUBLICATIONS

Samsung Galaxy M40, announced Jun. 2019, [online], [retrieved on Oct. 5, 2020]. Retrieved from Internet ,<URL: <http://www.gsmarena.com>>.\*  
 Samsung Galaxy S10e, announced Feb. 20, 2019, [online], [retrieved on Oct. 16, 2020]. Retrieved from Internet ,<URL: <http://www.gsmarena.com>>.\*  
 Samsung Galaxy S10+, announced Feb. 20, 2019, [online], [retrieved on Oct. 16, 2020]. Retrieved from Internet ,<URL: <http://www.gsmarena.com>>.\*  
 Samsung Galaxy S10 5G, announced Feb. 2019, [online], [retrieved on Oct. 16, 2020]. Retrieved from Internet ,<URL: <http://www.gsmarena.com>>.\*  
 Samsung Galaxy A11, announced Mar. 13, 2020, [online], [retrieved on Oct. 5, 2020]. Retrieved from Internet ,<URL: <http://www.gsmarena.com>>.\*  
 Samsung Galaxy M11, announced Mar. 30, 2020, [online], [retrieved on Oct. 5, 2020]. Retrieved from Internet ,<URL: <http://www.gsmarena.com>>.\*

\* cited by examiner



FIG.1

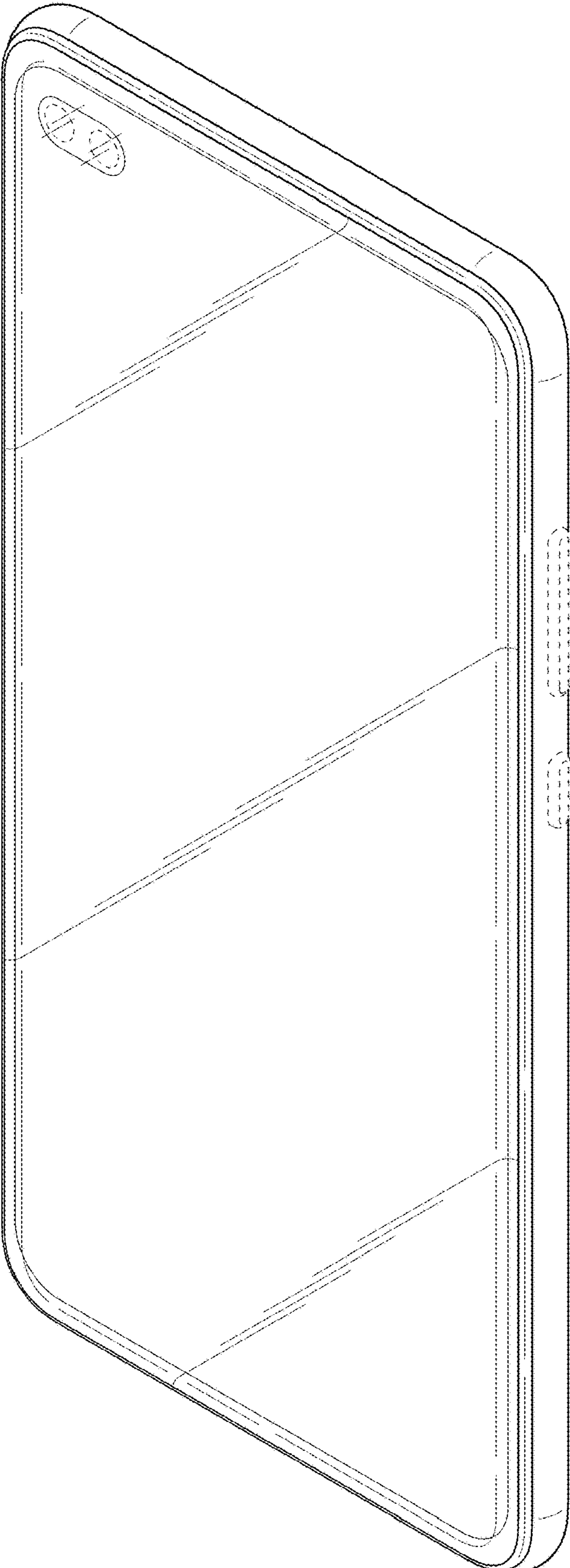


FIG.2




FIG.3




FIG.4




FIG.5

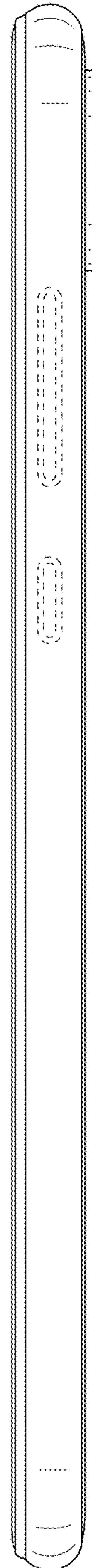


FIG.6




FIG.7

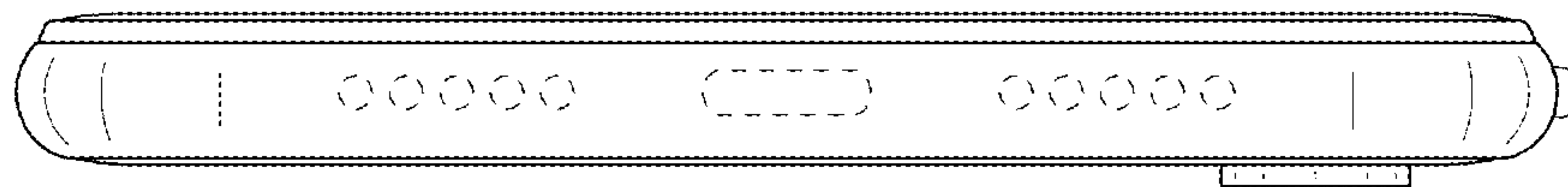


FIG.8






FIG.9

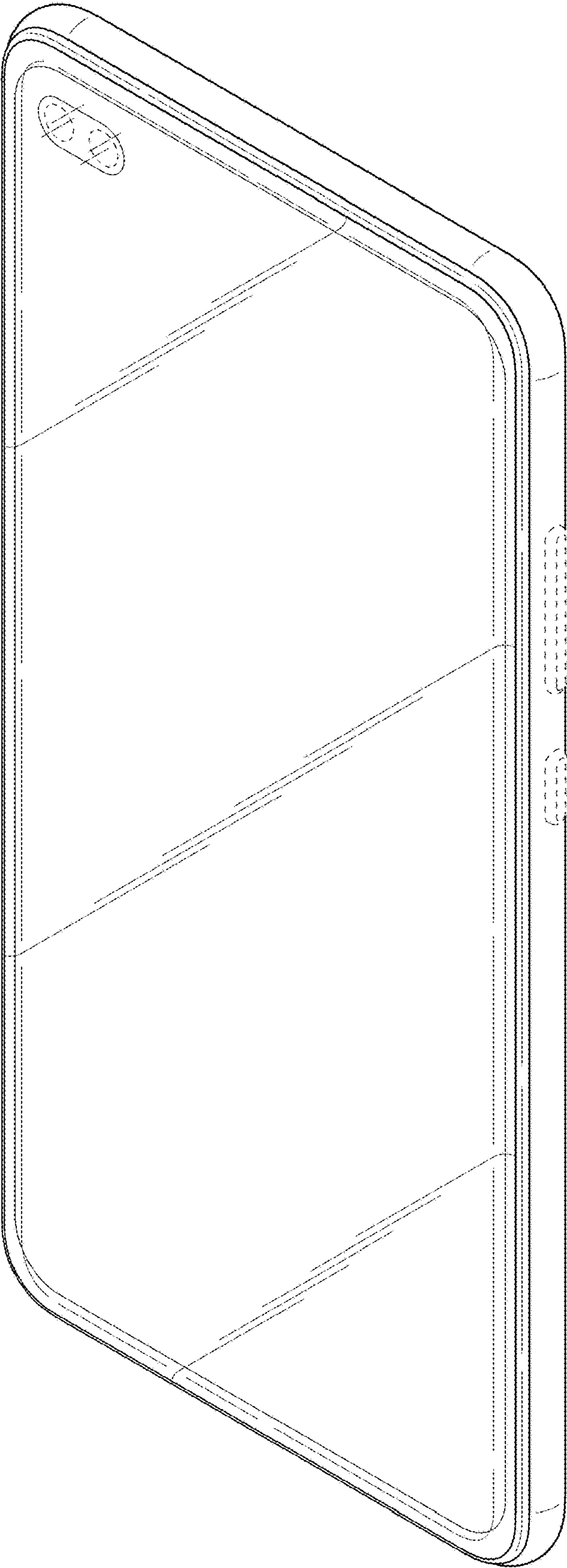


FIG.10




FIG.11




FIG.12




FIG.13






FIG.14




FIG.15

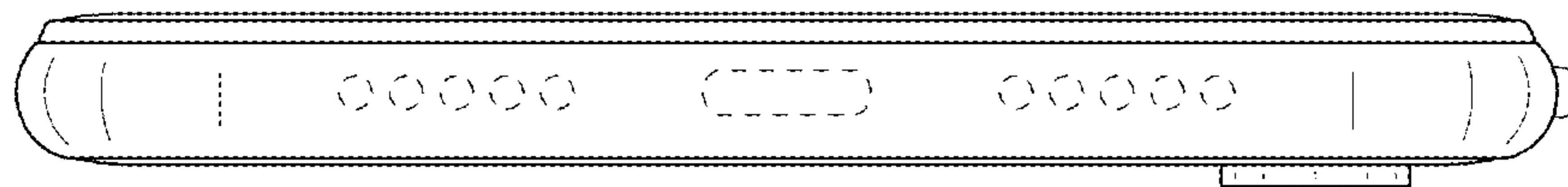


FIG.16




FIG.17

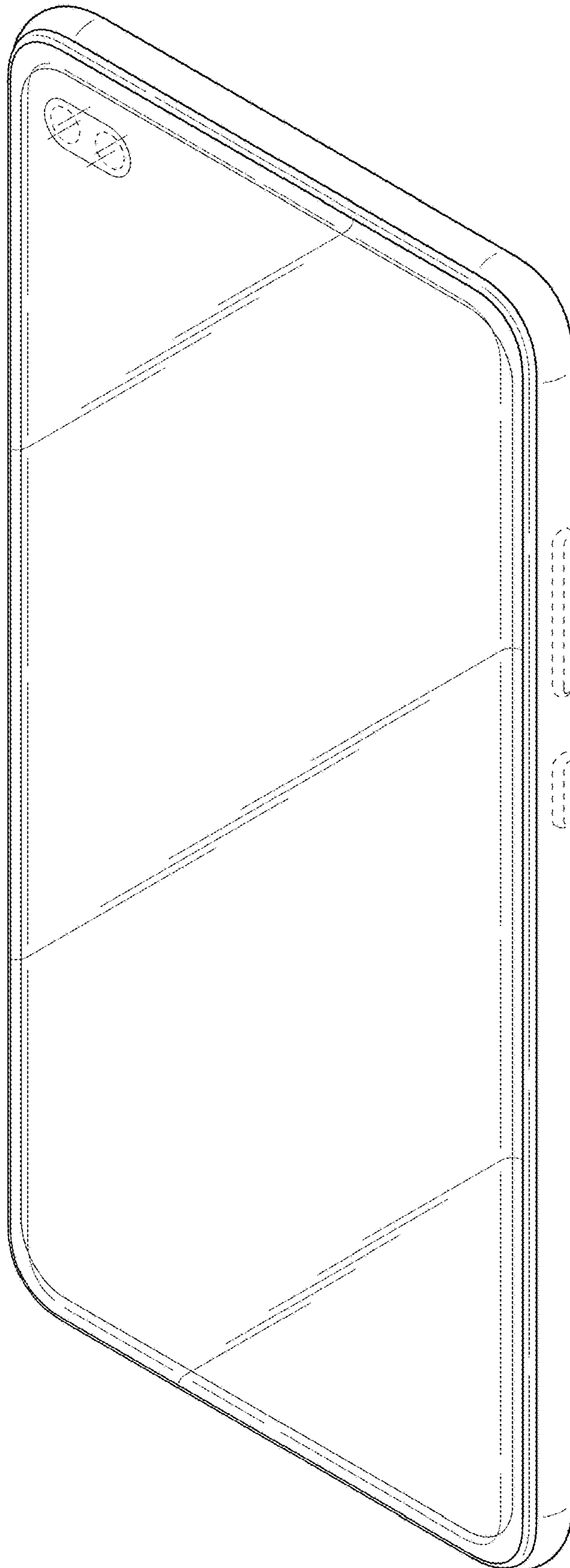


FIG.18






FIG. 19




FIG.20




FIG.21

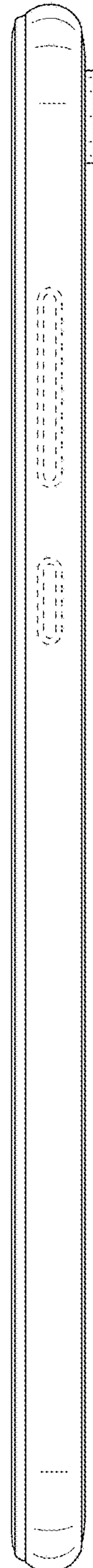


FIG.22




FIG.23

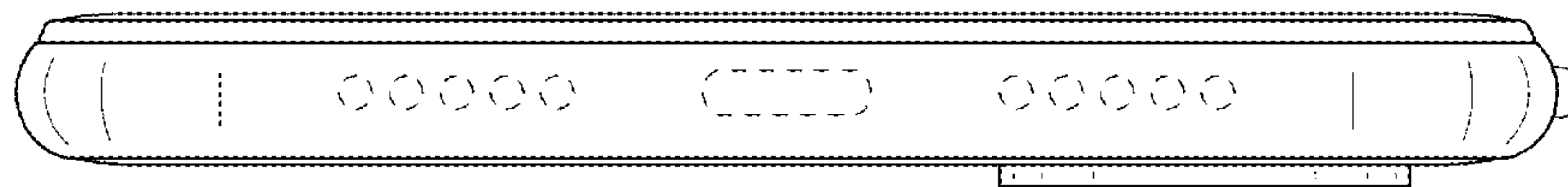


FIG.24






FIG.25

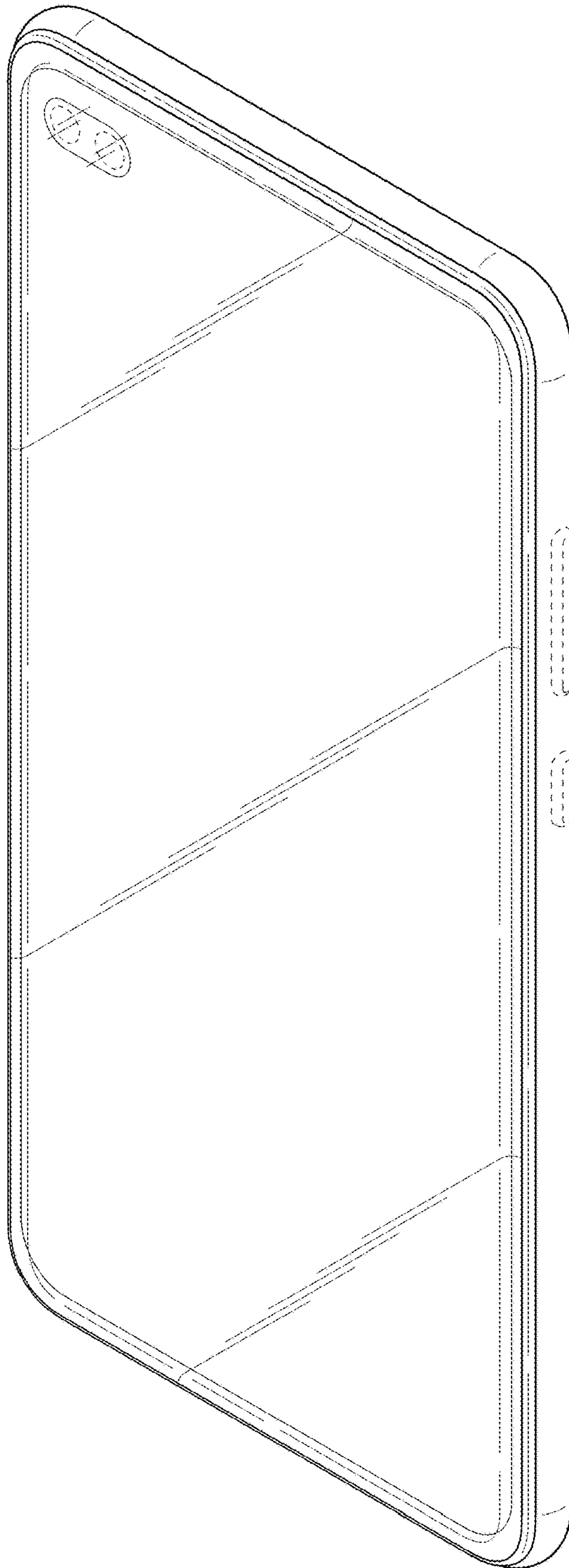


FIG.26




FIG.27




FIG.28

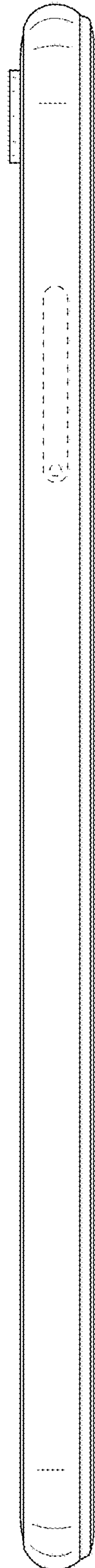


FIG.29






FIG.30




FIG.31

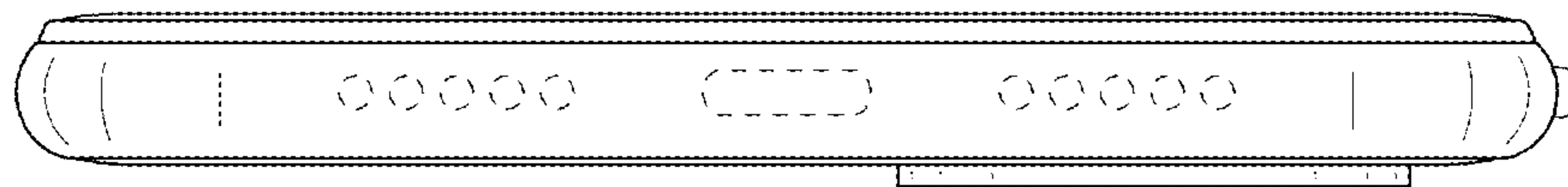


FIG.32




FIG.33

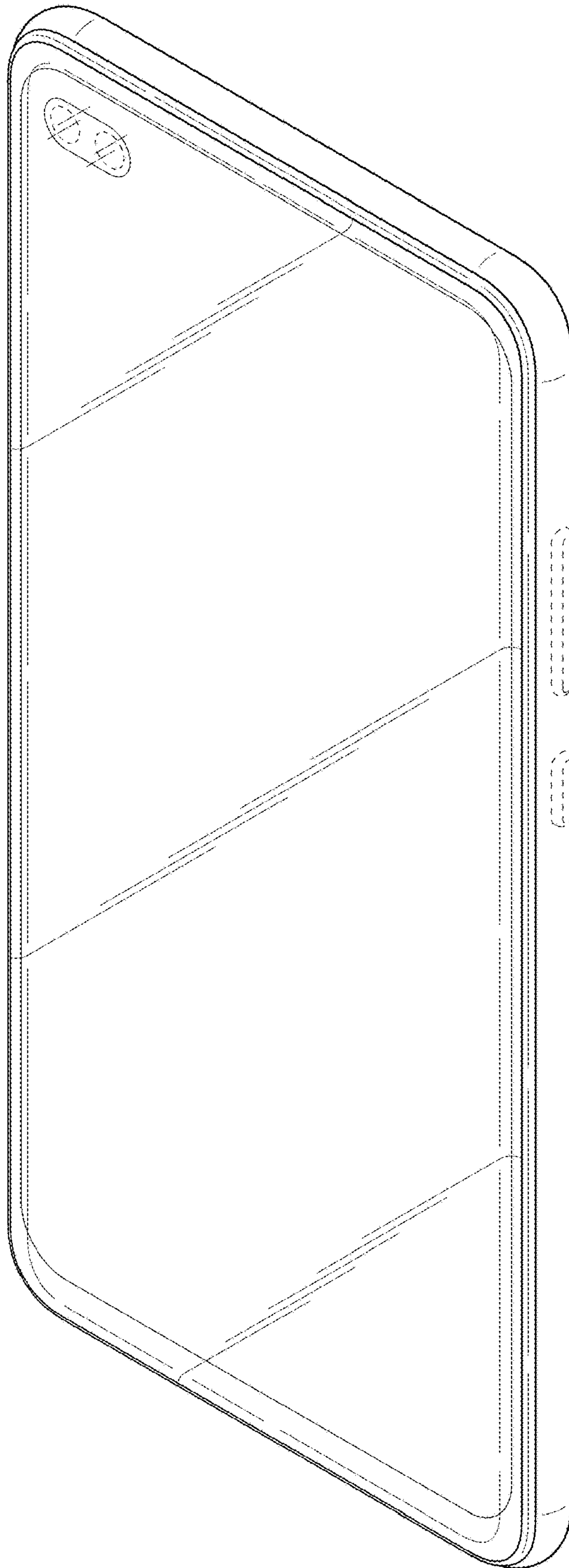


FIG.34




FIG.35






FIG.36




FIG.37




FIG.38




FIG.39

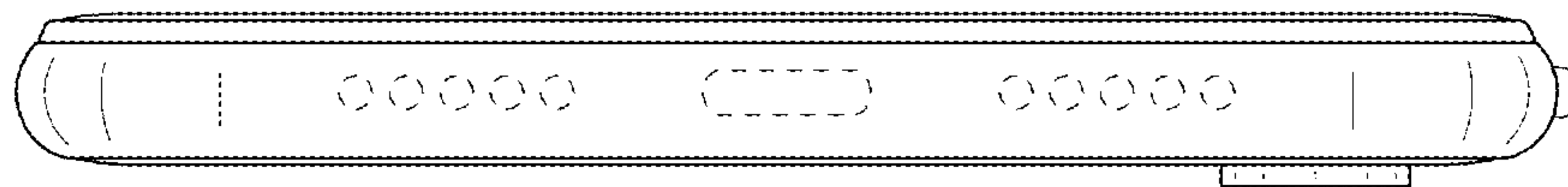


FIG.40




FIG.41

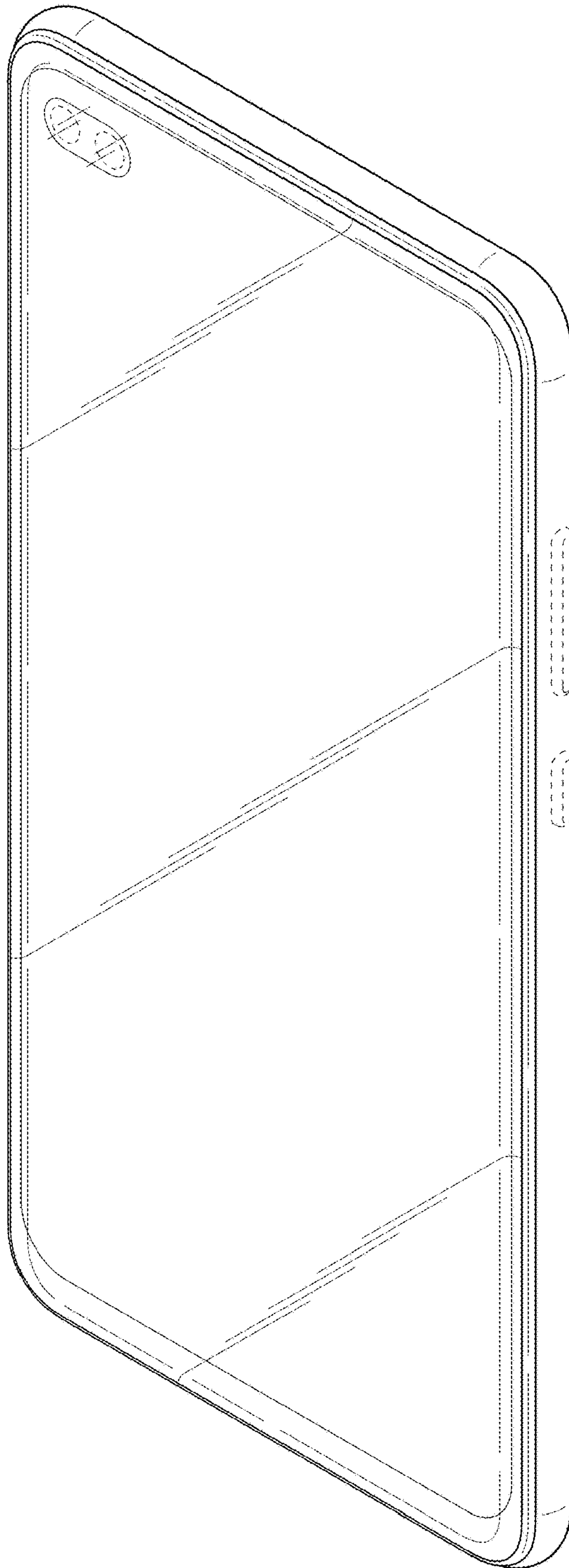


FIG.42






FIG.43




FIG.44

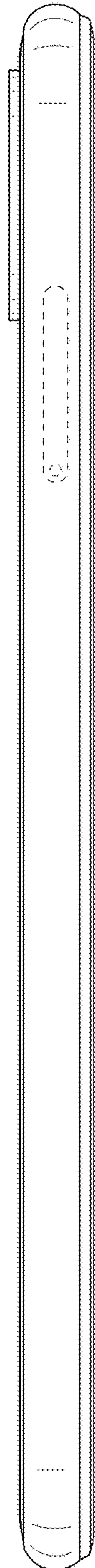


FIG.45




FIG.46




FIG.47

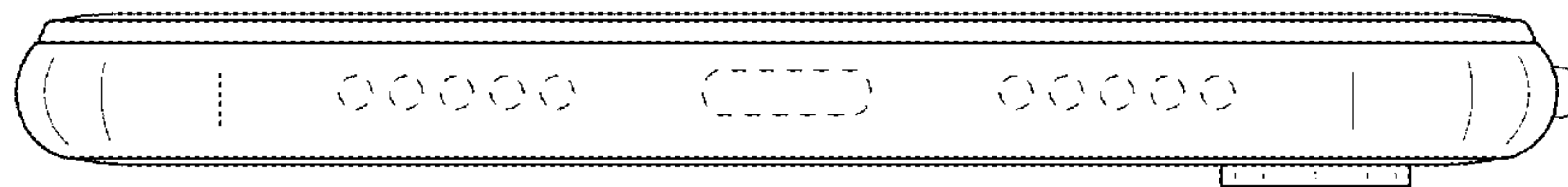


FIG.48




FIG.49

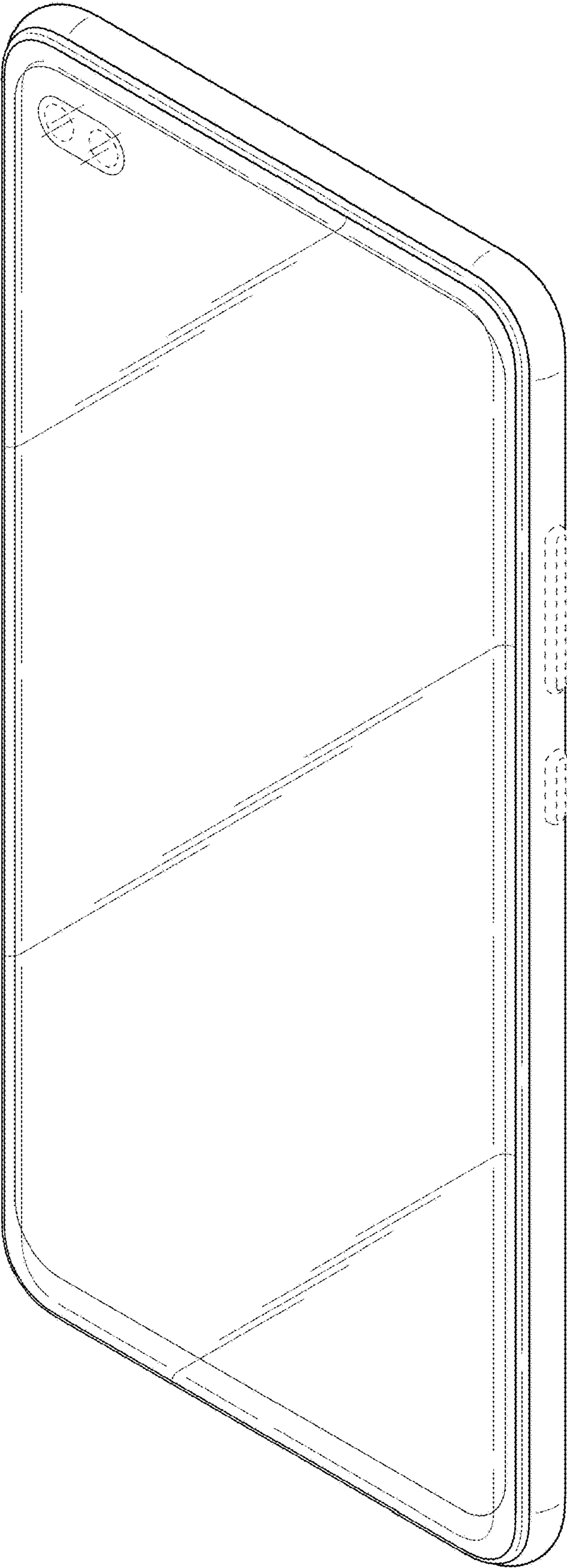




FIG.50




FIG.51




FIG.52

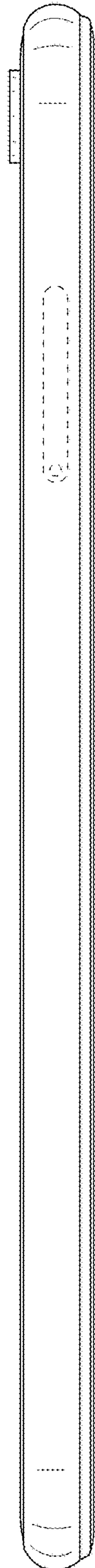


FIG.53




FIG.54




FIG.55

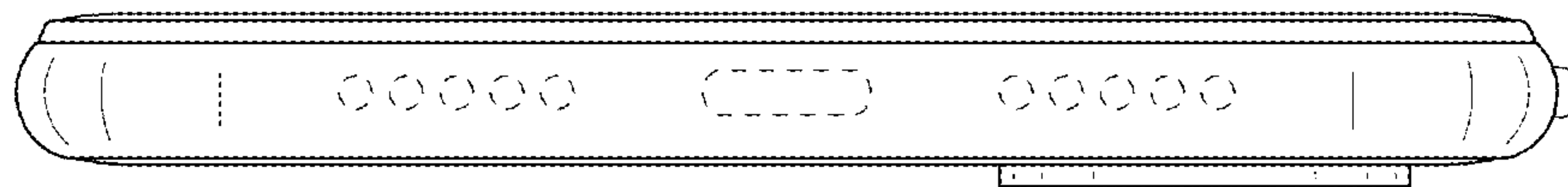


FIG.56






FIG.57

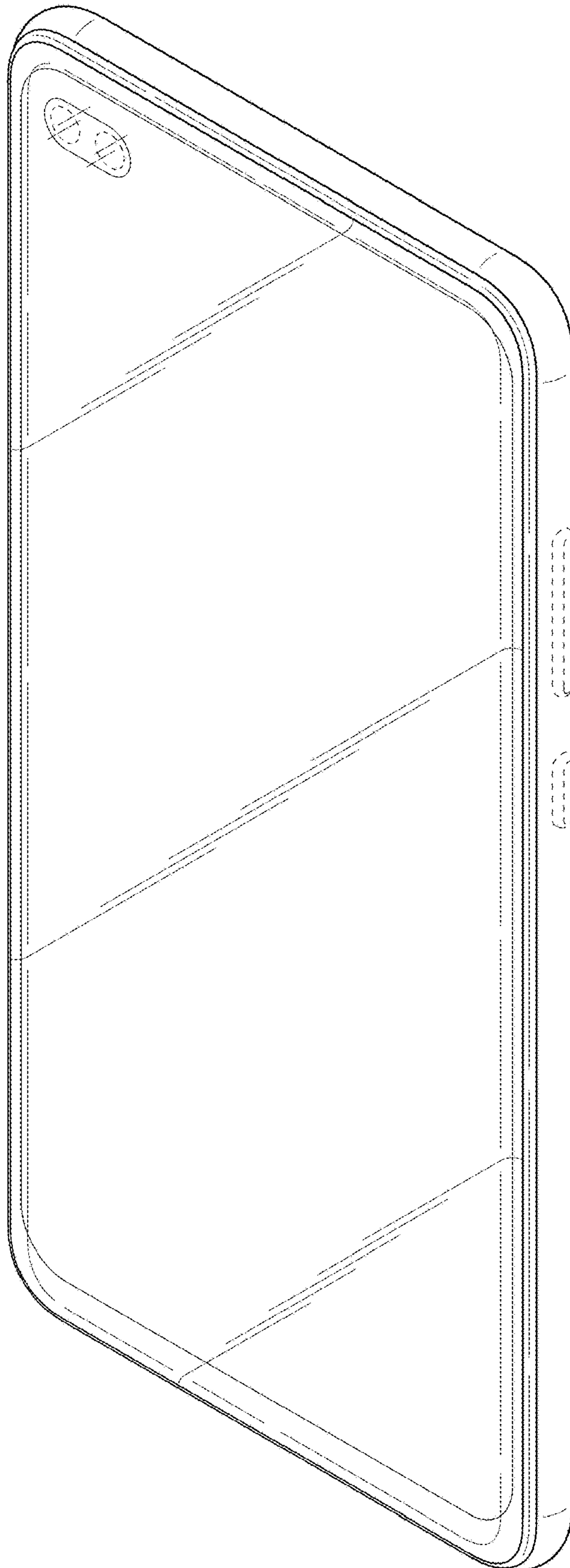


FIG.58




FIG.59




FIG.60




FIG.61

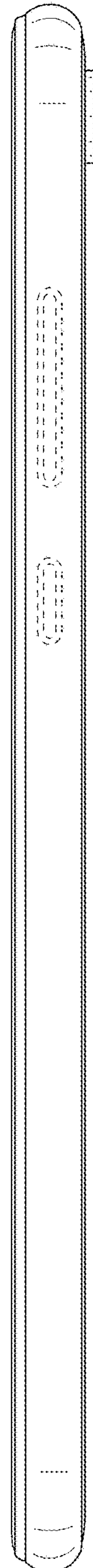


FIG.62




FIG.63

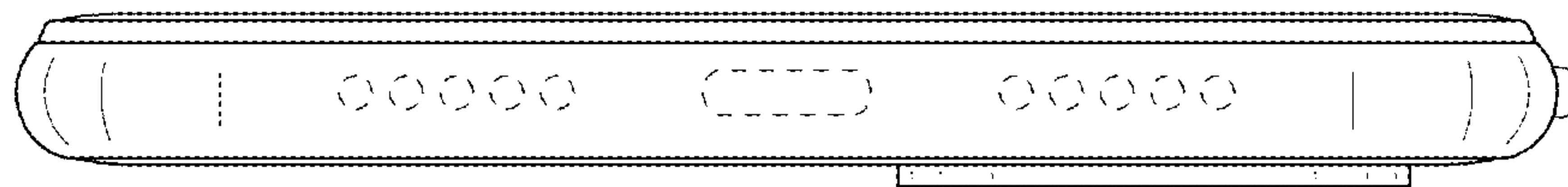


FIG.64

