



US00D916673S

(12) **United States Design Patent** (10) **Patent No.:** **US D916,673 S**
Seo (45) **Date of Patent:** **** *Apr. 20, 2021**

(54) **ELECTRONIC DEVICE**

(71) Applicant: **Samsung Electronics Co., Ltd.**,
Suwon-si (KR)

(72) Inventor: **Jaehun Seo**, Suwon-si (KR)

(73) Assignee: **SAMSUNG ELECTRONICS CO., LTD.**, Suwon-si (KR)

(*) Notice: This patent is subject to a terminal disclaimer.

(**) Term: **15 Years**

(21) Appl. No.: **29/694,659**

(22) Filed: **Jun. 12, 2019**

(30) **Foreign Application Priority Data**

Dec. 14, 2018 (KR) 30-2018-0059236

(51) **LOC (13) Cl.** **14-03**

(52) **U.S. Cl.**
USPC **D14/138 G**

(58) **Field of Classification Search**
USPC D14/138 G, 138 AD, 138 AB, 248, 341,
D14/371, 374, 138 R, 138 AA, 138 AC,
D14/138 C, 247

(Continued)

(56) **References Cited**

U.S. PATENT DOCUMENTS

D509,202 S * 9/2005 Lee D14/138 AD
D568,285 S * 5/2008 Lee D14/138 G

(Continued)

OTHER PUBLICATIONS

Samsung Galaxy A60, announced Apr. 2019, [online], [retrieved on Oct. 16, 2020]. Retrieved from Internet, <URL: <http://www.gsmarena.com>>.*

(Continued)

Primary Examiner — Bridget L Eland

(74) *Attorney, Agent, or Firm* — McAndrews Held & Malloy, Ltd.

(57) **CLAIM**

The ornamental design for an electronic device, as shown and described.

DESCRIPTION

FIG. 1 is a front perspective view of a first embodiment of an electronic device showing my new design;
FIG. 2 is a front view thereof;
FIG. 3 is a rear view thereof;
FIG. 4 is a left-side view thereof;
FIG. 5 is a right-side view thereof;
FIG. 6 is a top view thereof;
FIG. 7 is a bottom view thereof;
FIG. 8 is a rear perspective view thereof;
FIG. 9 is a front perspective view of a second embodiment of an electronic device showing my new design;
FIG. 10 is a front view thereof;
FIG. 11 is a rear view thereof;
FIG. 12 is a left-side view thereof;
FIG. 13 is a right-side view thereof;
FIG. 14 is a top view thereof;
FIG. 15 is a bottom view thereof;
FIG. 16 is a rear perspective view thereof;
FIG. 17 is a front perspective view of a third embodiment of an electronic device showing my new design;
FIG. 18 is a front view thereof;
FIG. 19 is a rear view thereof;
FIG. 20 is a left-side view thereof;
FIG. 21 is a right-side view thereof;
FIG. 22 is a top view thereof;
FIG. 23 is a bottom view thereof;
FIG. 24 is a rear perspective view thereof;
FIG. 25 is a front perspective view of a fourth embodiment of an electronic device showing my new design;
FIG. 26 is a front view thereof;
FIG. 27 is a rear view thereof;
FIG. 28 is a left-side view thereof;
FIG. 29 is a right-side view thereof;

(Continued)

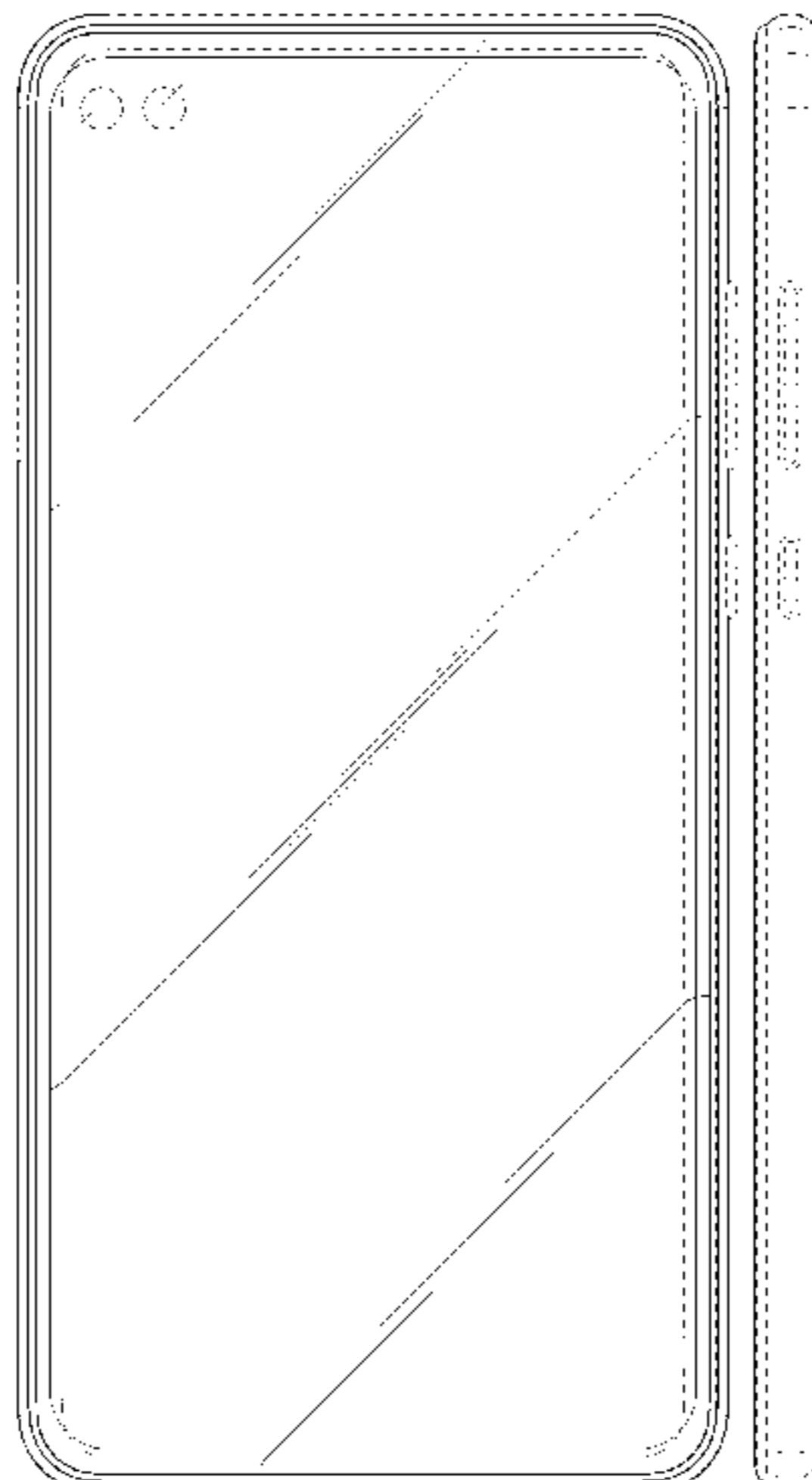


FIG. 30 is a top view thereof;
 FIG. 31 is a bottom view thereof;
 FIG. 32 is a rear perspective view thereof;
 FIG. 33 is a front perspective view of a fifth embodiment of an electronic device showing my new design;
 FIG. 34 is a front view thereof;
 FIG. 35 is a rear view thereof;
 FIG. 36 is a left-side view thereof;
 FIG. 37 is a right-side view thereof;
 FIG. 38 is a top view thereof;
 FIG. 39 is a bottom view thereof;
 FIG. 40 is a rear perspective view thereof;
 FIG. 41 is a front perspective view of a sixth embodiment of an electronic device showing my new design;
 FIG. 42 is a front view thereof;
 FIG. 43 is a rear view thereof;
 FIG. 44 is a left-side view thereof;
 FIG. 45 is a right-side view thereof;
 FIG. 46 is a top view thereof;
 FIG. 47 is a bottom view thereof;
 FIG. 48 is a rear perspective view thereof;
 FIG. 49 is a front perspective view of a seventh embodiment of an electronic device showing my new design;
 FIG. 50 is a front view thereof;
 FIG. 51 is a rear view thereof;
 FIG. 52 is a left-side view thereof;
 FIG. 53 is a right-side view thereof;
 FIG. 54 is a top view thereof;
 FIG. 55 is a bottom view thereof;
 FIG. 56 is a rear perspective view thereof;
 FIG. 57 is a front perspective view of an eighth embodiment of an electronic device showing my new design;
 FIG. 58 is a front view thereof;
 FIG. 59 is a rear view thereof;
 FIG. 60 is a left-side view thereof;
 FIG. 61 is a right-side view thereof;
 FIG. 62 is a top view thereof;
 FIG. 63 is a bottom view thereof; and,
 FIG. 64 is a rear perspective view thereof.
 The evenly-dashed broken lines in the drawings illustrate portions of the electronic device that form no part of the claimed design.

1 Claim, 48 Drawing Sheets

(58) **Field of Classification Search**

CPC H04M 1/0202; H04M 1/0235; H04M 1/0237; H04M 1/0239; H04M 1/0266; H04M 1/0268; H04M 1/027; H04M 1/0295; H04M 1/02; H04M 1/0279; H04M 1/0283

See application file for complete search history.

(56) **References Cited**

U.S. PATENT DOCUMENTS

D616,852 S * 6/2010 Kim D14/138 AD
 D654,464 S * 2/2012 Han D14/138 G

D695,255 S * 12/2013 Kim D14/138 G
 D700,164 S * 2/2014 Park D14/138 G
 D744,450 S * 12/2015 Kim D14/138 G
 D783,565 S * 4/2017 Kim D14/138 G
 D783,566 S * 4/2017 Kim D14/138 G
 D796,469 S * 9/2017 Jin D14/138 G
 D806,705 S * 1/2018 Akana D14/341
 D823,272 S * 7/2018 Croyle D14/138 G
 D825,511 S * 8/2018 Shin D14/138 G
 D830,987 S * 10/2018 Choe D14/138 G
 D846,539 S * 4/2019 Choe D14/248
 D851,054 S * 6/2019 Nalbandian D14/138 G
 D852,769 S * 7/2019 Li D14/138 G
 D858,475 S * 9/2019 Wang D14/138 G
 D859,381 S * 9/2019 Lin D14/248
 D861,630 S * 10/2019 Chiang D14/138 G
 D863,243 S * 10/2019 Kim D14/138 G
 D864,140 S * 10/2019 Lin D14/138 G
 D869,459 S * 12/2019 Wan D14/341
 D870,087 S * 12/2019 Lin D14/248
 D883,944 S * 5/2020 Matsuoka D14/138 G
 D883,947 S * 5/2020 Zhu D14/138 G
 D886,754 S * 6/2020 Ha D14/138 G
 D888,683 S * 6/2020 Zhang D14/138 G
 D890,111 S * 7/2020 Park D14/138 G
 D890,112 S * 7/2020 Park D14/138 G
 D890,712 S * 7/2020 Liu D14/138 G
 D891,386 S * 7/2020 Liu D14/138 G
 D892,782 S * 8/2020 Liu D14/248
 D894,858 S * 9/2020 Park D14/138 G
 D894,859 S * 9/2020 Park D14/138 G
 D894,885 S * 9/2020 Park D14/248
 D896,198 S * 9/2020 Nalbandian D14/138 G
 D897,303 S * 9/2020 Gong D14/138 G
 D897,980 S * 10/2020 Wu D14/138 G
 D897,981 S * 10/2020 Kim D14/138 G
 D898,691 S * 10/2020 Ji D14/138 G
 D900,779 S * 11/2020 Gu D14/138 G
 D901,421 S * 11/2020 Hu D14/138 G
 D903,617 S * 12/2020 Yi D14/138 G
 D903,644 S * 12/2020 Kim D14/248
 2019/0312964 A1 * 10/2019 Haiberger H04M 1/0202

OTHER PUBLICATIONS

Samsung Galaxy M40, announced Jun. 2019, [online], [retrieved on Oct. 5, 2020]. Retrieved from Internet, <URL: <http://www.gsmarena.com>>.*
 Samsung Galaxy S10e, announced Feb. 20, 2019, [online], [retrieved on 10-16-20]. Retrieved from Internet, <URL: <http://www.gsmarena.com>>.*
 Samsung Galaxy S10+, announced Feb. 20, 2019, [online], [retrieved on Oct. 16, 2020]. Retrieved from Internet, <URL: <http://www.gsmarena.com>>.*
 Samsung Galaxy S10 5G, announced Feb. 2019, [online], [retrieved on Oct. 16, 2020]. Retrieved from Internet, <URL: <http://www.gsmarena.com>>.*
 Samsung Galaxy A11, announced Mar. 13, 2020, [online], [retrieved on Oct. 5, 2020]. Retrieved from Internet, <URL: <http://www.gsmarena.com>>.*
 Samsung Galaxy M11, announced Mar. 30, 2020, [online], [retrieved on Oct. 5, 2020]. Retrieved from Internet, <URL: <http://www.gsmarena.com>>.*

* cited by examiner

FIG.1

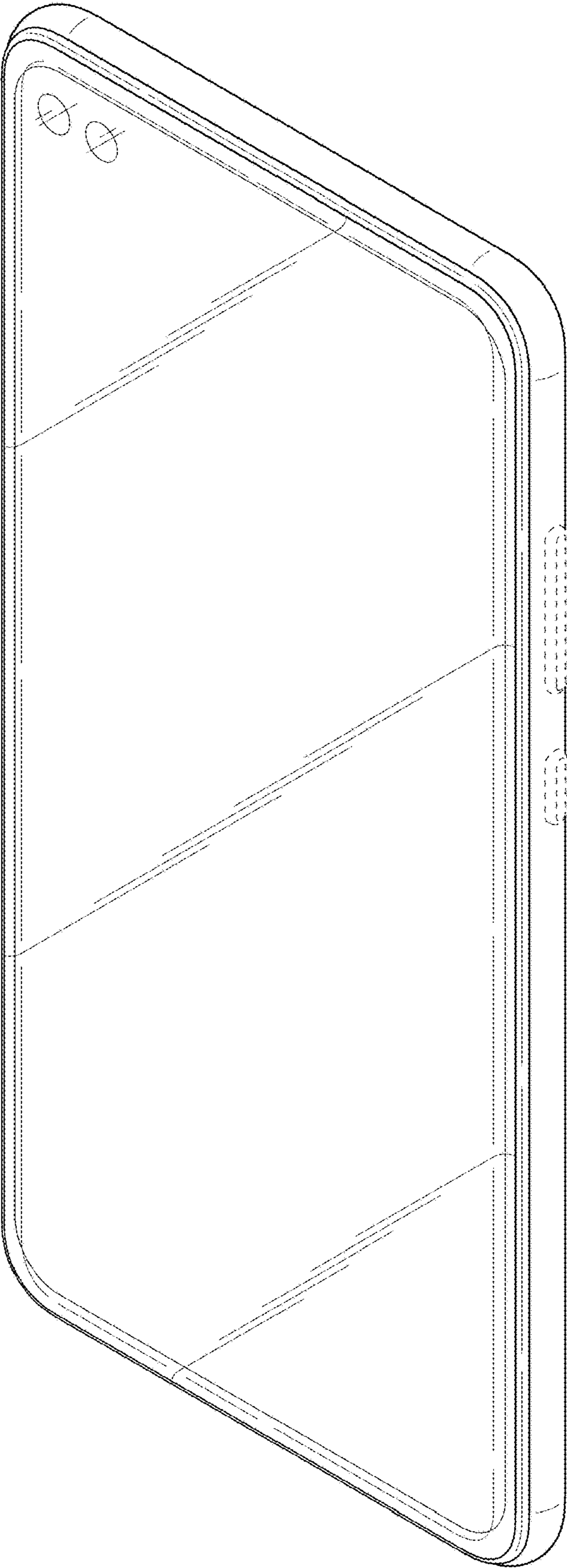


FIG.2




FIG.3




FIG.4




FIG.5




FIG.6




FIG.7

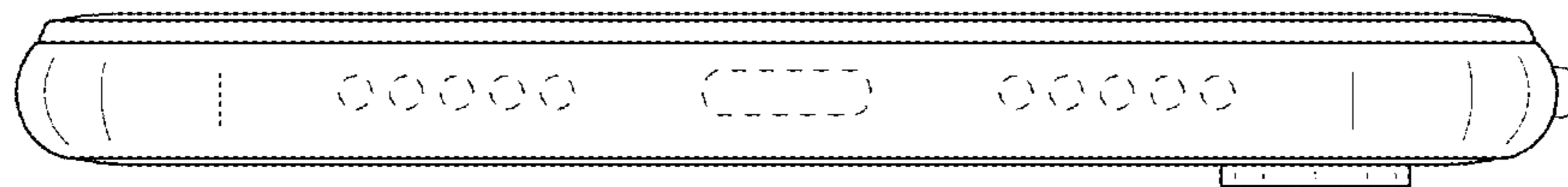


FIG.8




FIG.9

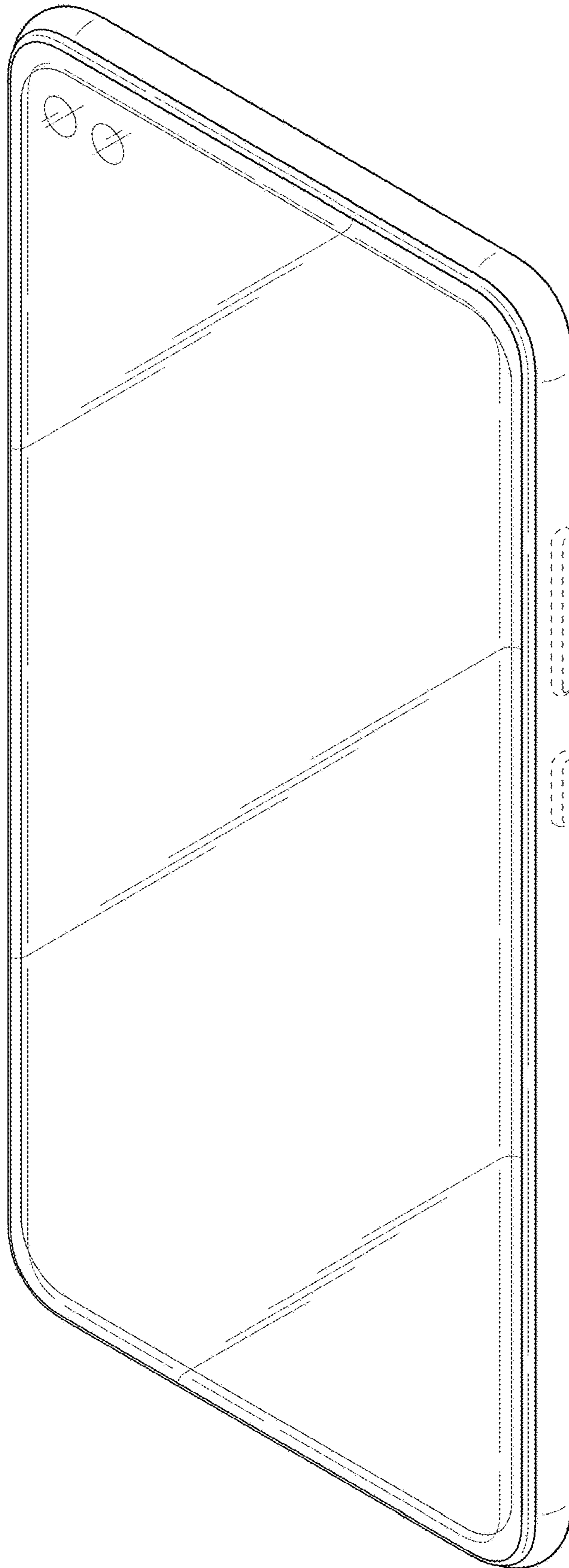


FIG.10




FIG.11




FIG.12




FIG.13




FIG.14




FIG.15

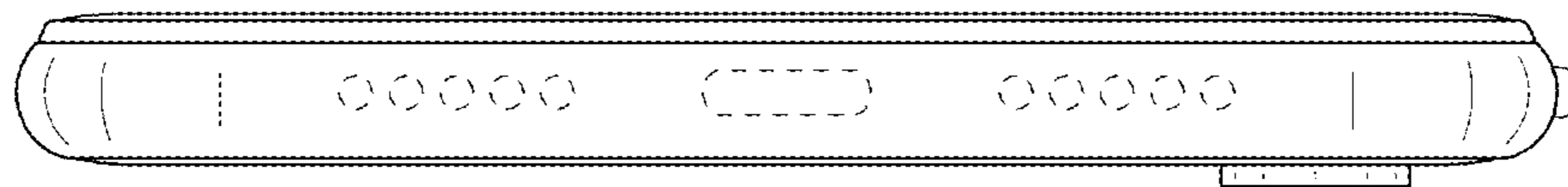


FIG. 16




FIG.17

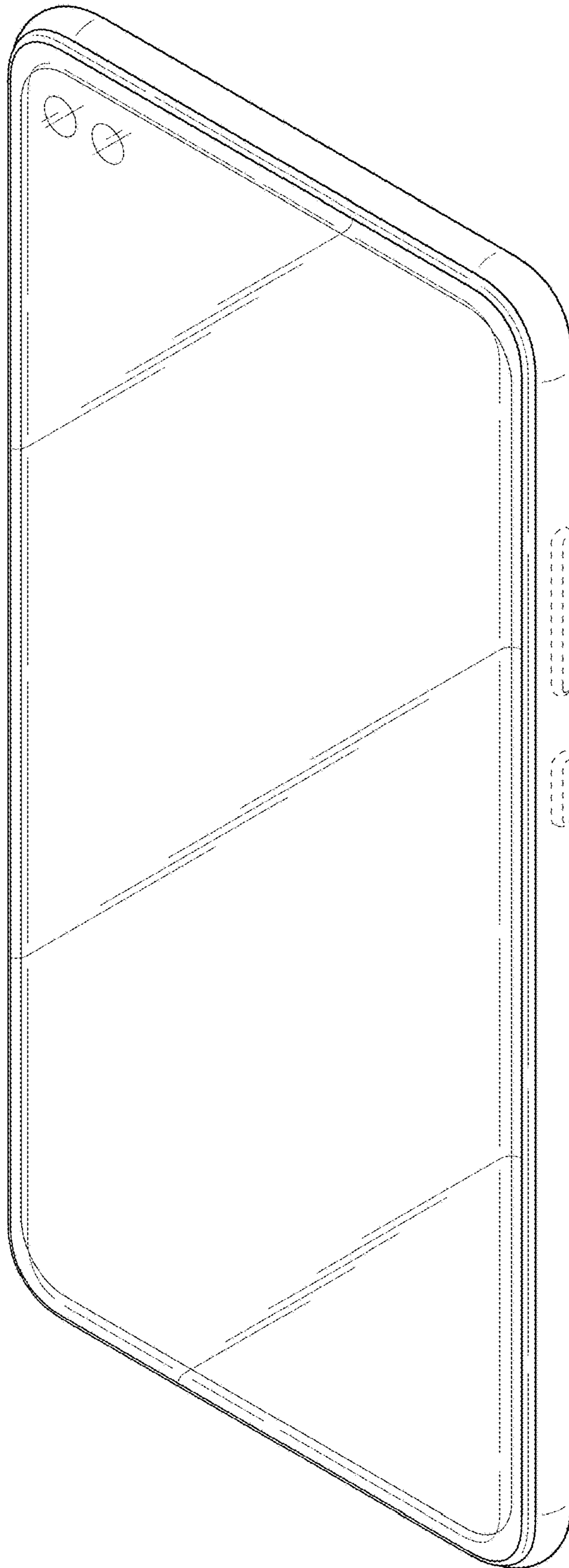


FIG.18




FIG. 19




FIG.20




FIG.21

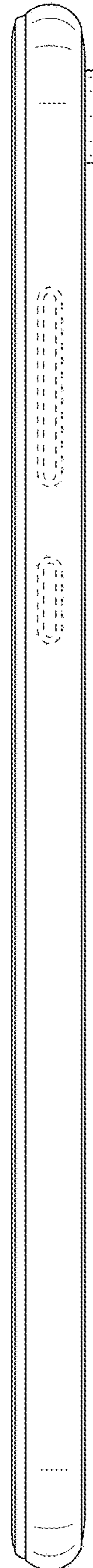


FIG.22




FIG.23

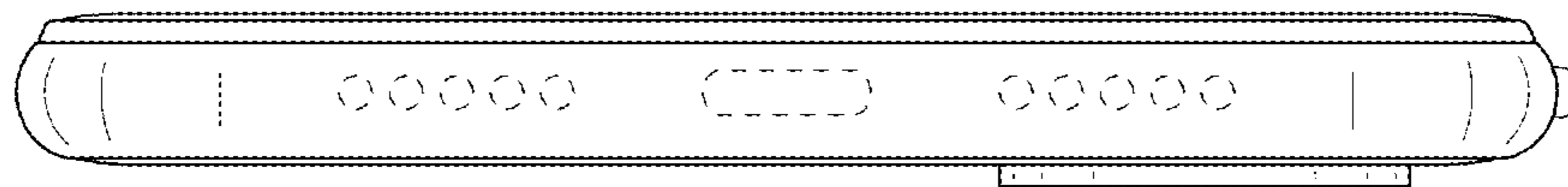


FIG.24




FIG.25

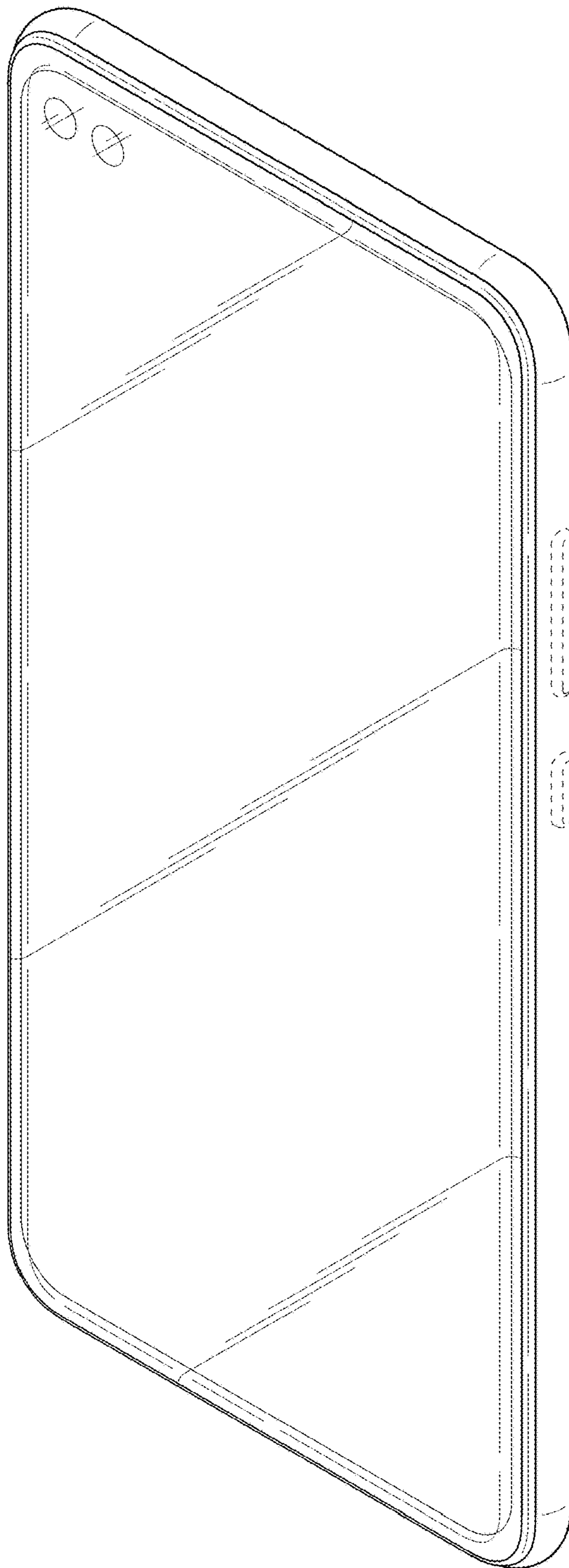


FIG.26




FIG.27




FIG.28

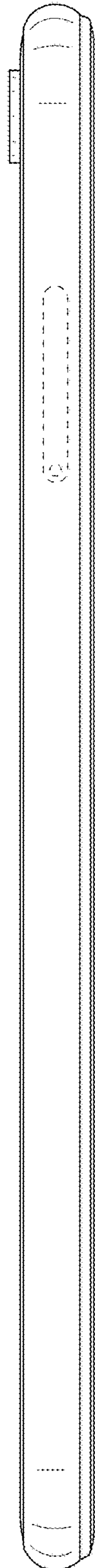


FIG.29




FIG.30




FIG.31

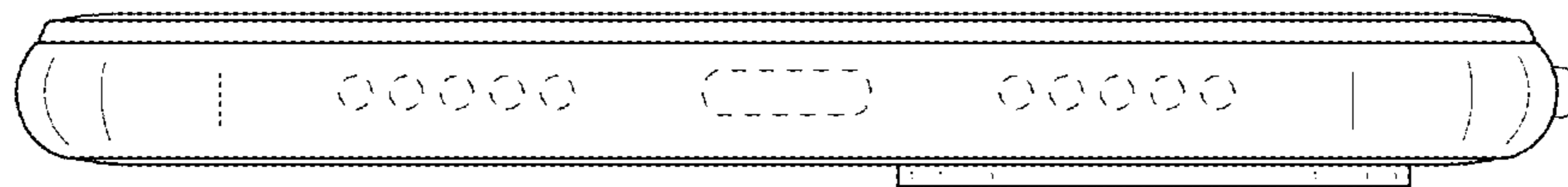


FIG.32




FIG.33

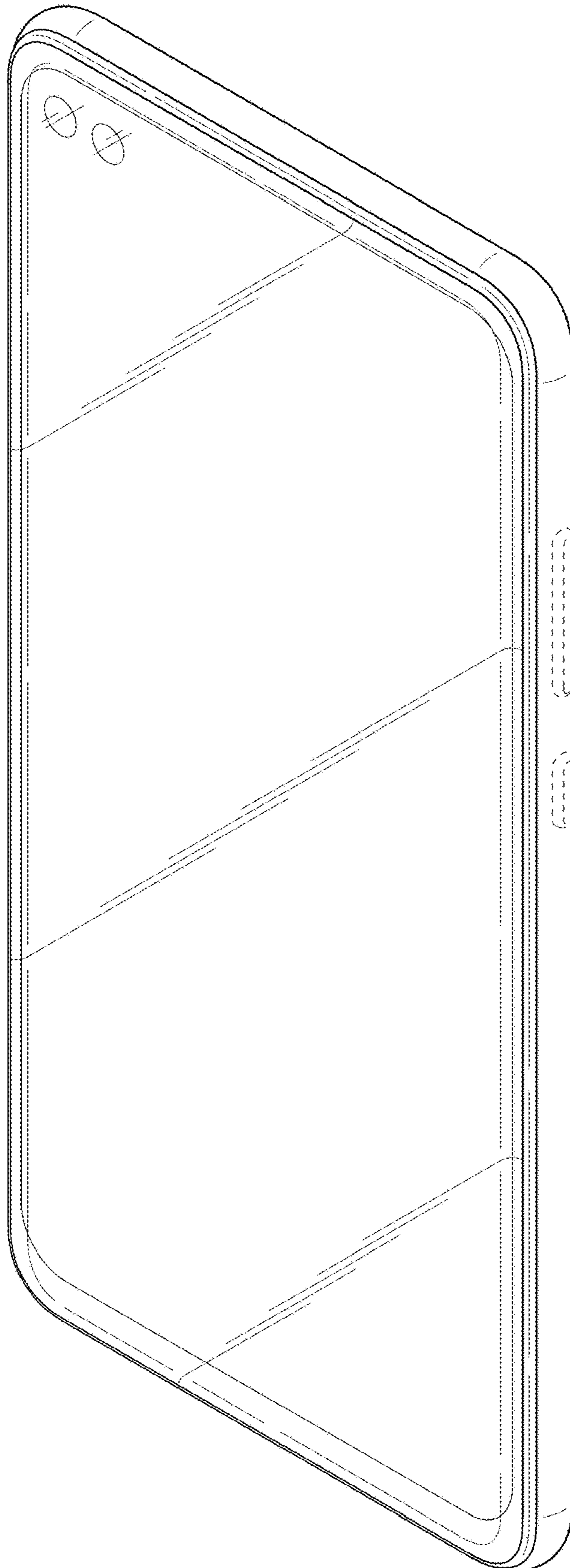


FIG.34




FIG.35




FIG.36




FIG.37




FIG.38




FIG.39

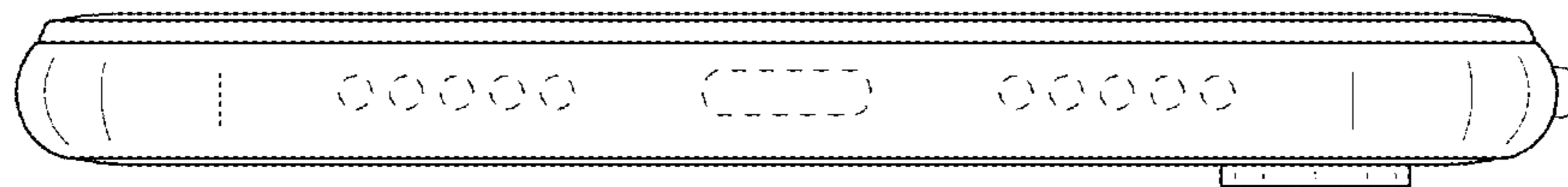


FIG.40




FIG.41

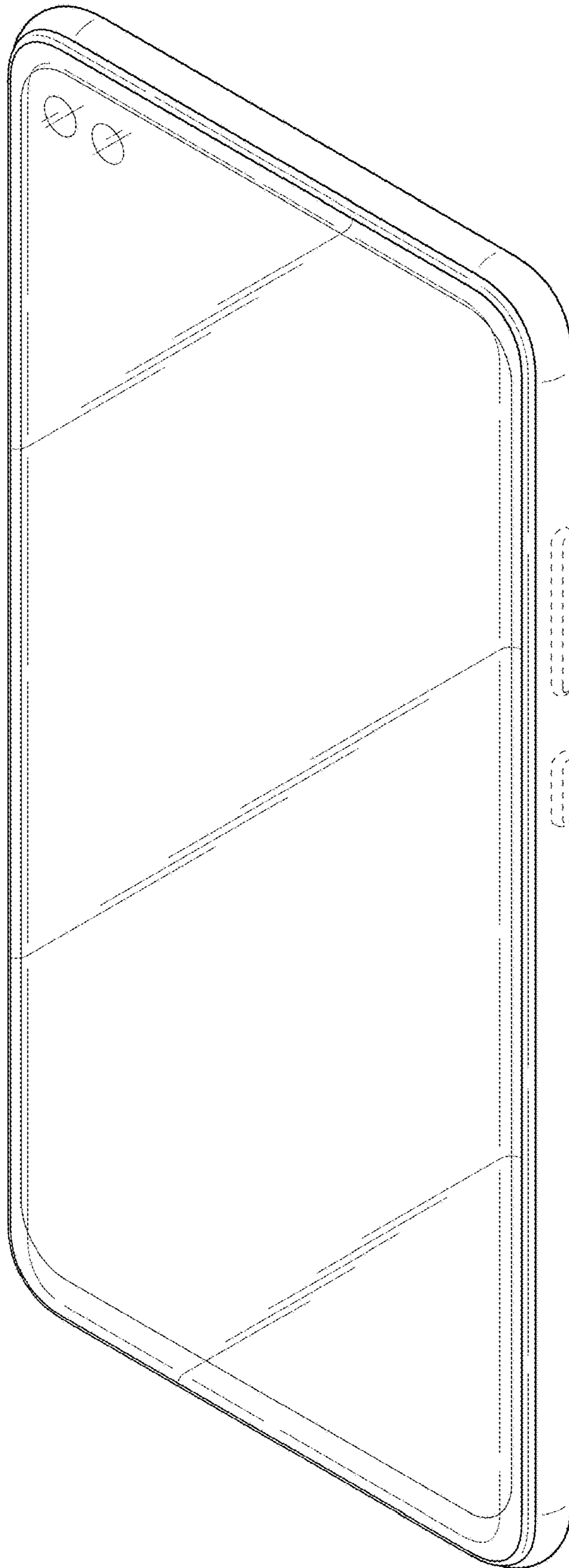


FIG.42




FIG.43




FIG.44

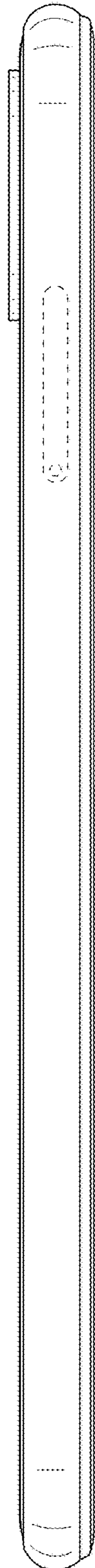


FIG.45




FIG.46




FIG.47

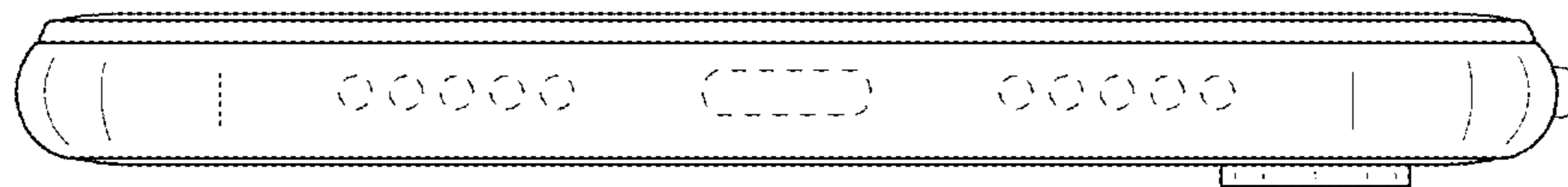


FIG.48




FIG.49

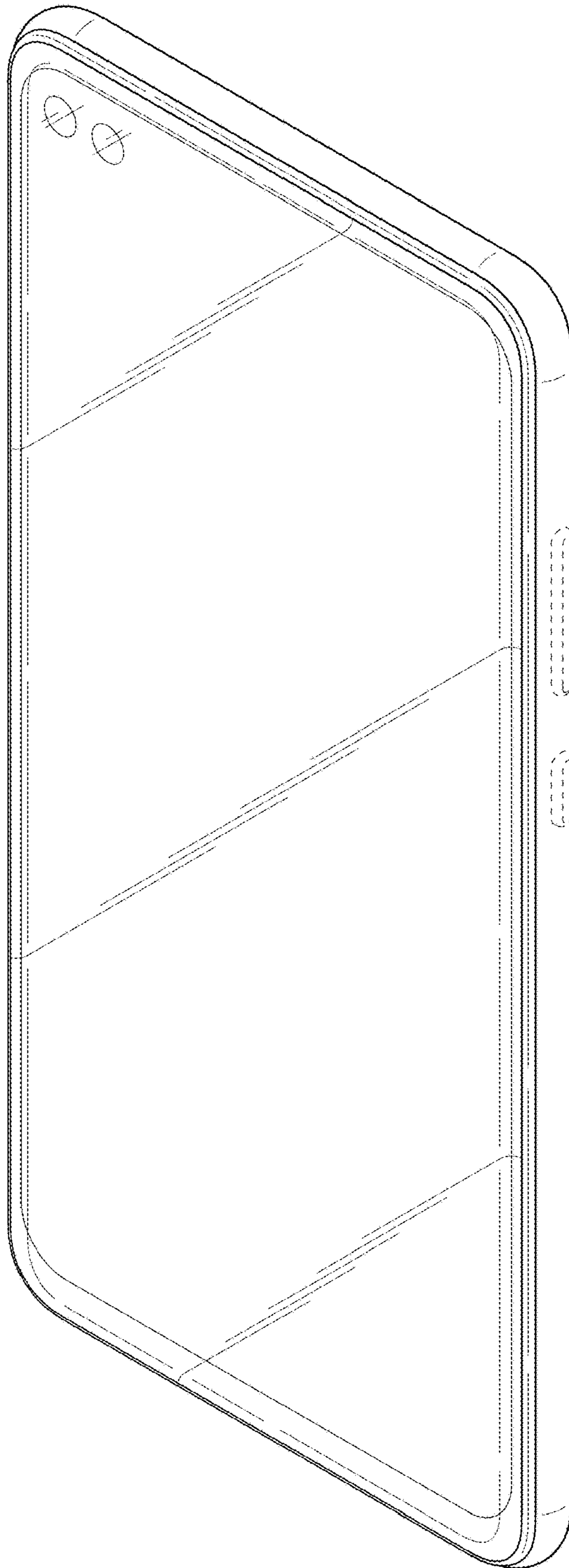


FIG.50




FIG.51




FIG.52

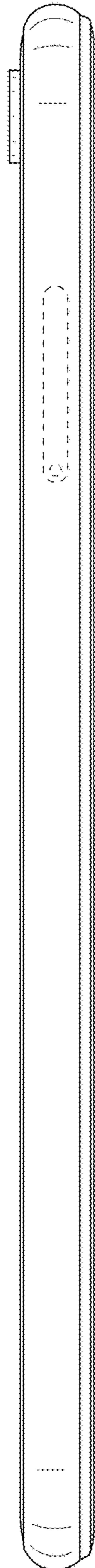


FIG.53




FIG.54




FIG.55

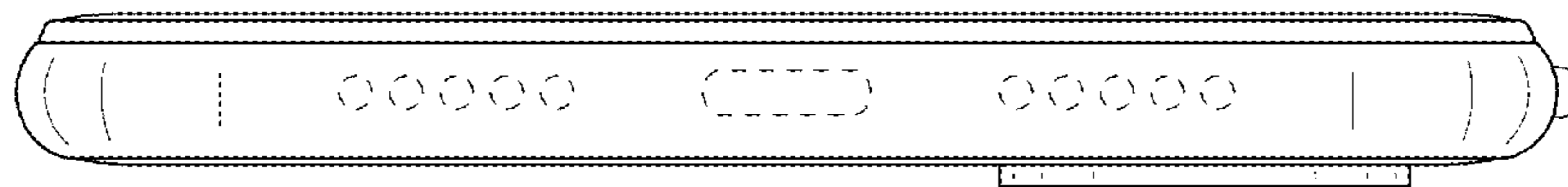


FIG.56




FIG.57

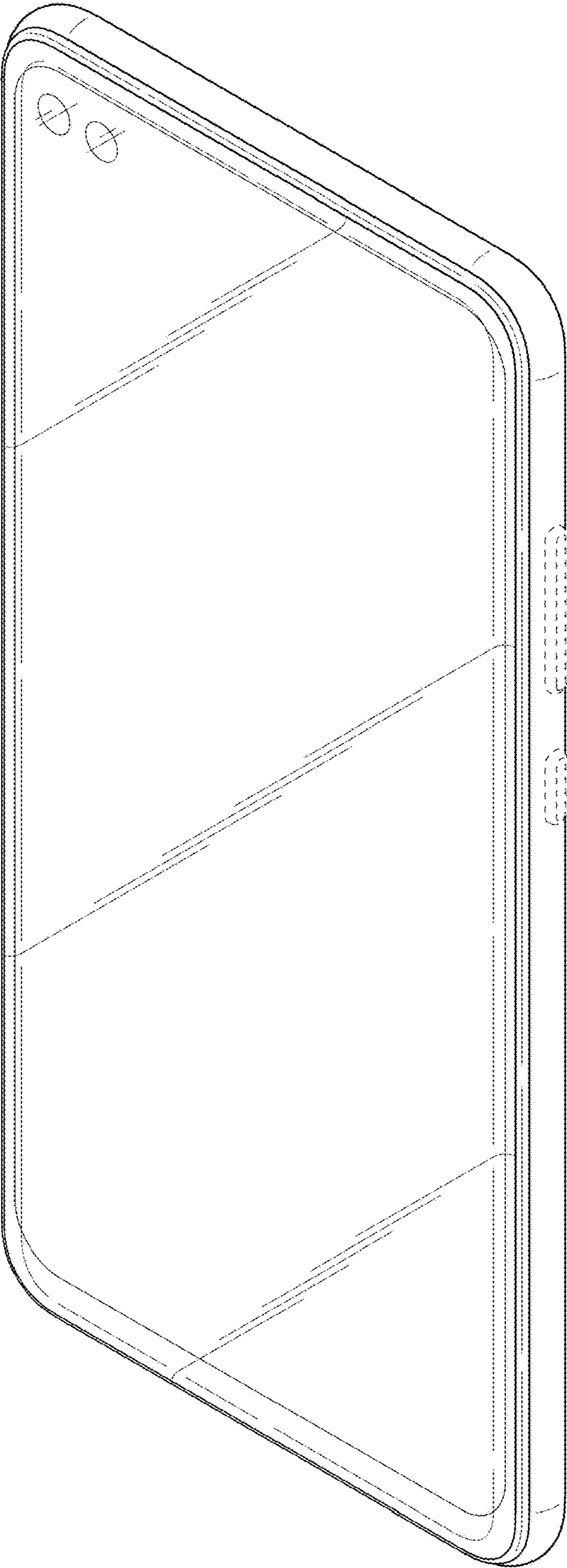


FIG.58




FIG.59




FIG.60




FIG.61

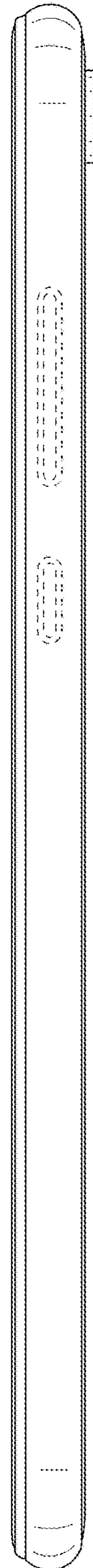


FIG.62




FIG.63

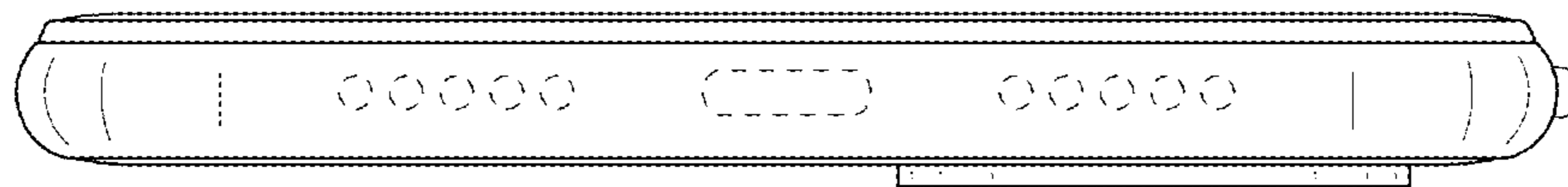


FIG.64

