



US00D916649S

(12) **United States Design Patent** (10) **Patent No.:** **US D916,649 S**
Kawagoe et al. (45) **Date of Patent:** **** Apr. 20, 2021**

(54) **TIRE FOR AUTOMOBILE**
(71) Applicant: **SUMITOMO RUBBER INDUSTRIES, LTD.**, Kobe (JP)
(72) Inventors: **Yoshifumi Kawagoe**, Kobe (JP); **Kotaro Tahara**, Kobe (JP)
(73) Assignee: **SUMITOMO RUBBER INDUSTRIES, LTD.**, Kobe (JP)

(**) Term: **15 Years**
(21) Appl. No.: **29/715,960**

(22) Filed: **Dec. 5, 2019**
(51) **LOC (13) Cl.** **12-15**
(52) **U.S. Cl.**
USPC **D12/519**
(58) **Field of Classification Search**
USPC D12/500-532, 604
CPC Y10T 152/10027; B60C 1/0016; B60C 11/0306; B60C 11/0302; B60C 3/06; B60C 9/17
See application file for complete search history.

(56) **References Cited**
U.S. PATENT DOCUMENTS
D526,270 S * 8/2006 Miyasaka D12/532
D582,839 S * 12/2008 Lee D12/530
D586,725 S * 2/2009 Fontaine D12/519
D601,940 S * 10/2009 Hughes D12/521

D610,962 S * 3/2010 Allison D12/532
D639,721 S * 6/2011 Berryman D12/532
D651,161 S * 12/2011 Umstot D12/519
D685,719 S * 7/2013 Ochi D12/530
D715,215 S * 10/2014 Lamb D12/531
D763,172 S * 8/2016 Sato D12/531
D785,545 S * 5/2017 Nakajima D12/521
D788,021 S * 5/2017 Brayer D12/521
D840,327 S * 2/2019 Brandau D12/531

* cited by examiner

Primary Examiner — John A Voytek
(74) *Attorney, Agent, or Firm* — Birch, Stewart, Kolasch & Birch, LLP

(57) **CLAIM**

The ornamental design for a tire for automobile, as shown and described.

DESCRIPTION

FIG. 1 is a front perspective view of a tire for automobile showing our new design;
FIG. 2 is a front view thereof;
FIG. 3 is a left side view thereof;
FIG. 4 is a rear view thereof;
FIG. 5 is a right side view thereof;
FIG. 6 is a bottom view thereof;
FIG. 7 is a top view thereof; and,
FIG. 8 is a partial enlarged view of FIG. 2.

1 Claim, 8 Drawing Sheets






FIG. 1




FIG. 2




FIG. 3




FIG. 4




FIG. 5




FIG. 6

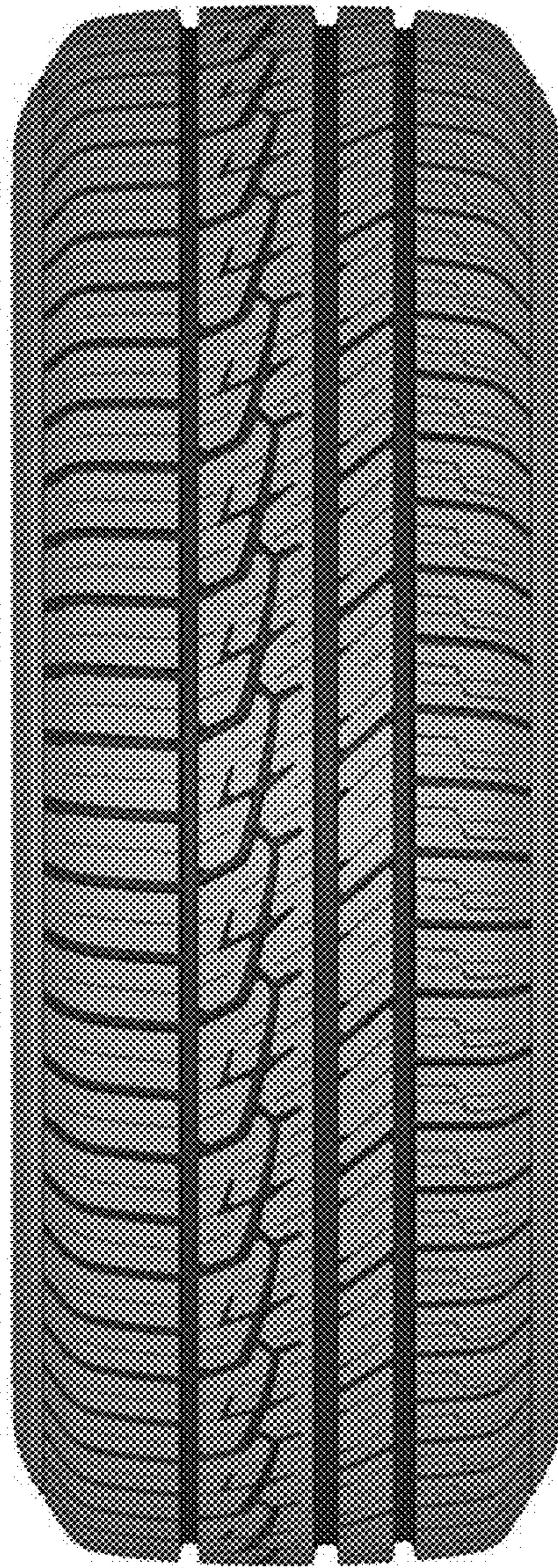


FIG. 7




FIG. 8