



US00D916648S

(12) **United States Design Patent** (10) **Patent No.:** **US D916,648 S**  
**Kunkel et al.** (45) **Date of Patent:** **\*\* Apr. 20, 2021**

(54) **TIRE FOR AUTOMOBILE**  
(71) Applicant: **SUMITOMO RUBBER INDUSTRIES, LTD.**, Kobe (JP)  
(72) Inventors: **Daniel Kunkel**, Hanau (DE); **Peter Glasner**, Hanau (DE); **Jaap Leendertse**, Hanau (DE)  
(73) Assignee: **SUMITOMO RUBBER INDUSTRIES, LTD.**, Kobe (JP)  
(\*\*) Term: **15 Years**

D667,775 S \* 9/2012 Rittweger ..... D12/515  
D709,433 S \* 7/2014 Inoue ..... D12/517  
D726,098 S \* 4/2015 Sanae ..... D12/517  
D781,774 S \* 3/2017 Aoki ..... D12/517  
D786,774 S \* 5/2017 Sanae ..... D12/521  
D795,165 S \* 8/2017 Philipot ..... D12/521  
D797,651 S \* 9/2017 Kidesaki ..... D12/517  
D823,232 S \* 7/2018 Bode ..... D12/515  
D833,960 S \* 11/2018 Wang ..... D12/517  
D848,351 S \* 5/2019 Rittweger ..... D12/517  
D852,117 S \* 6/2019 Meetarbhan ..... D12/517  
D877,048 S \* 3/2020 Takenaka ..... D12/515  
D892,027 S \* 8/2020 Sakata ..... D12/517  
D892,712 S \* 8/2020 Kotlas ..... D12/517  
D894,092 S \* 8/2020 Liu ..... D12/501  
D894,819 S \* 9/2020 Fujita ..... D12/517

(21) Appl. No.: **29/710,626**  
(22) Filed: **Oct. 24, 2019**  
(30) **Foreign Application Priority Data**  
Sep. 10, 2019 (JP) ..... 2019-020237  
(51) **LOC (13) Cl.** ..... **12-15**  
(52) **U.S. Cl.**  
USPC ..... **D12/517**  
(58) **Field of Classification Search**  
USPC ..... D12/500-532, 604  
CPC ..... Y10T 152/10027; B60C 1/0016; B60C 11/0306; B60C 11/0302; B60C 3/06; B60C 9/17  
See application file for complete search history.

\* cited by examiner

*Primary Examiner* — John A Voytek  
(74) *Attorney, Agent, or Firm* — Birch, Stewart, Kolasch & Birch, LLP

(56) **References Cited**  
U.S. PATENT DOCUMENTS  
D600,193 S \* 9/2009 Nukala ..... D12/521  
D647,453 S \* 10/2011 Nomura ..... D12/517  
D665,335 S \* 8/2012 Baumard ..... D12/517

(57) **CLAIM**  
The ornamental design for a tire for automobile, as shown and described.

**DESCRIPTION**  
FIG. 1 is a front perspective view of a tire for automobile showing our new design;  
FIG. 2 is a front view thereof;  
FIG. 3 is a left side view thereof;  
FIG. 4 is a rear view thereof;  
FIG. 5 is a right side view thereof;  
FIG. 6 is a bottom view thereof;  
FIG. 7 is a top view thereof; and,  
FIG. 8 is a partial enlarged view of FIG. 2.

**1 Claim, 8 Drawing Sheets**






FIG. 1




FIG. 2




FIG. 3




FIG. 4




FIG. 5




FIG. 6




FIG. 7






FIG. 8