



US00D916647S

(12) **United States Design Patent**
Chen

(10) **Patent No.:** **US D916,647 S**

(45) **Date of Patent:** **** Apr. 20, 2021**

(54) **VEHICLE CENTER CONSOLE ORGANIZER**

(71) Applicant: **GUANGZHOU SONGXIANJUN TRADING CO., LTD.**, Jieyang (CN)

(72) Inventor: **Jiakai Chen**, Jieyang (CN)

(**) Term: **15 Years**

(21) Appl. No.: **29/748,509**

(22) Filed: **Aug. 29, 2020**

(51) **LOC (13) Cl.** **12-16**

(52) **U.S. Cl.**
USPC **D12/425**

(58) **Field of Classification Search**
USPC D12/425, 400, 406, 415-420, 424, 426
CPC B63B 25/00; B63B 17/00; B63B 35/00;
B60R 16/04

See application file for complete search history.

(56) **References Cited**

U.S. PATENT DOCUMENTS

| | | | | |
|----------------|---------|-------------|-------|-----------------------|
| D373,754 S * | 9/1996 | Pinterpe | | D12/424 |
| D415,995 S * | 11/1999 | Kanehl, Jr. | | D12/416 |
| D454,533 S * | 3/2002 | Benson | | D12/425 |
| 6,422,440 B1 * | 7/2002 | Stone | | B60R 7/043 224/275 |
| D474,733 S * | 5/2003 | Webb | | D12/419 |
| D573,940 S * | 7/2008 | Heneghan | | D12/425 |

| | | | | |
|-------------------|---------|--------------|-------|------------|
| D630,159 S * | 1/2011 | Saint-Jalmes | | D12/425 |
| D856,264 S * | 8/2019 | Kemerer | | D12/416 |
| D867,971 S * | 11/2019 | Baker | | D12/425 |
| D884,578 S * | 5/2020 | Guo | | D12/425 |
| D890,079 S | 7/2020 | Chen | | |
| 2019/0315258 A1 * | 10/2019 | Johns | | B60N 2/773 |
| 2020/0361402 A1 * | 11/2020 | Tsalenko | | B62D 65/14 |

* cited by examiner

Primary Examiner — Katrina A Betton

(74) *Attorney, Agent, or Firm* — Erson IP (Nelson IP)

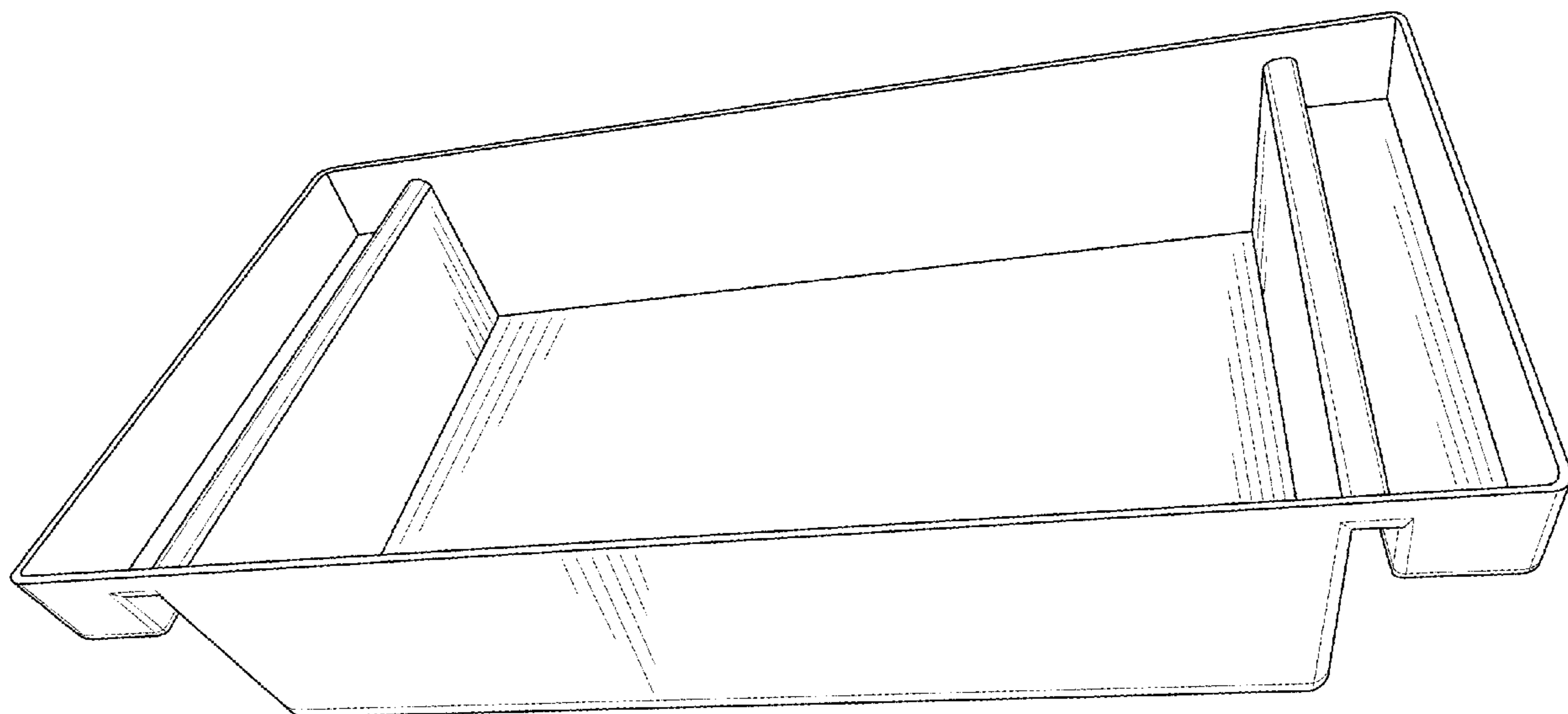
(57) **CLAIM**

The ornamental design for a vehicle center console organizer, as shown and described.

DESCRIPTION

FIG. 1 is a perspective view of a vehicle center console organizer showing my new design;
FIG. 2 is a front view thereof;
FIG. 3 is a rear view thereof;
FIG. 4 is a left side view thereof;
FIG. 5 is a right side view thereof;
FIG. 6 is a top plan view thereof; and,
FIG. 7 is a bottom plan view thereof.

1 Claim, 7 Drawing Sheets



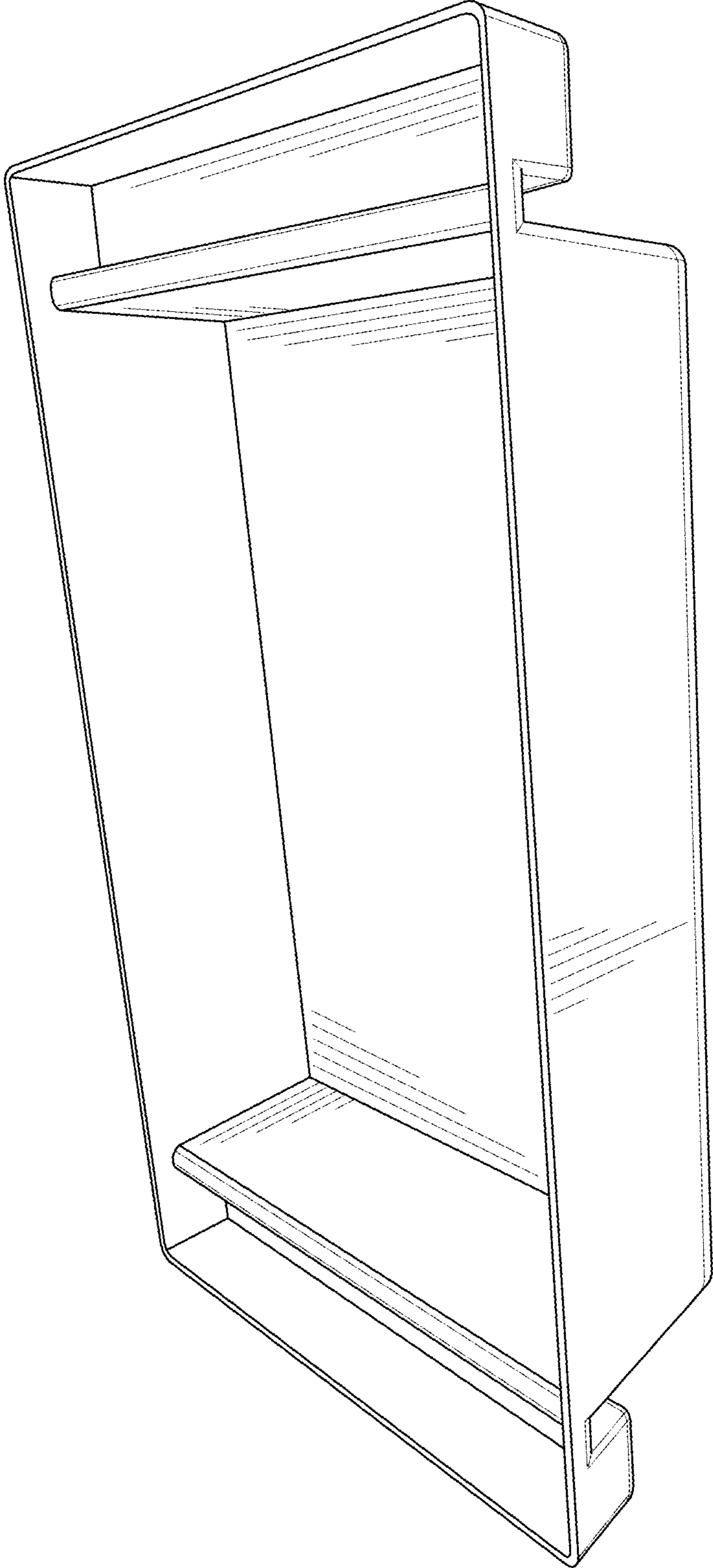


FIG. 1




FIG. 2




FIG. 3




FIG. 4




FIG. 5




FIG. 6




FIG. 7